



Newtown & Chilwell
Cricket Club Inc.

Celebrating

100 years

1910/11 ~2010/11

Batting Records



Most runs in a Season all grades



882	M. BOWTELL	in 1979/80	in the Firsts	602	P. MORGAN	in 2008/09	in the Fifths
855	P. SHEAHAN	in 2008/09	in the 4ths, 5ths	596	A. STANLEY	in 2008/09	in the Firsts
710	A. LAVARS	in 2005/06	in the Thirds	594	S. WELLS	in 1989/90	in the Firsts
682	V. X. HASSETT	in 1938/39	in the Firsts	593	J. SHAW	in 1948/49	in the Firsts
677	F. JUST	in 1930/31	in the Firsts	592	N. CRANE	in 1996/97	in the 4ths, 5ths
655	R. D. PEARCE	in 1990/91	in the 3rds, 4ths	592	P. MORGAN	in 1999/00	in the Sixths
649	S. WELLS	in 1983/84	in the Firsts	583	V. X. HASSETT	in 1941/42	in the Firsts
642	V. X. HASSETT	in 1933/34	in the Firsts	581	R. F. MERRIMAN	in 1963/64	in the Fourths
633	F. JUST	in 1931/32	in the Firsts	577	P. SHEAHAN	in 2007/08	in the 3rds, 4ths
620	S. EADE	in 1999/00	in the Sixths	575	V. X. HASSETT	in 1945/46	in the Firsts
611	S. LEWIS	in 2000/01	in the Sixths	575	C. J. LYNCH	in 1981/82	in the Firsts
602	M. BOWTELL	in 1982/83	in the Firsts				



500 runs or more in a season



FIRSTS

P. L. Williams	508 @ 50.8	in 1929/30
F. Just	677 @ 67.7	in 1930/31
F. Just	633 @ 52.7	in 1931/32
V. X. Hassett	642 @ 58.35	in 1933/34
C. Purnell	528 @ 40.6	in 1934/35
J. Cowperthwaite	534 @ 59.33	in 1935/36
V. X. Hassett	523 @ 45.25	in 1937/38
V. X. Hassett	682 @ 56.83	in 1938/39
V. X. Hassett	633 @ 45.21	in 1939/40
J. Jaques	520 @ 43.33	in 1939/40
H. Heard	550 @ 61.11	in 1940/41
V. X. Hassett	583 @ 72.88	in 1941/42
V. X. Hassett	575 @ 47.9	in 1945/46
J. Shaw	593 @ 59.3	in 1948/49
V. X. Hassett	533 @ 41.15	in 1948/49
M. Bowtell	532 @ 76.0	in 1973/74
M. Bowtell	554 @ 46.1	in 1978/79
M. Bowtell	882 @ 73.5	in 1979/80
C. Lynch	575 @ 38.3	in 1981/82
M. Bowtell	602 @ 50.1	in 1982/83
S. Wells	649 @ 49.92	in 1983/84
C. Lynch	527 @ 37.64	in 1983/84
S. Wells	594 @ 42.43	in 1989/90
S. Wells	515 @ 39.61	in 1991/92
R. Kiddle	545 @ 45.42	in 1999/00
L. Muller	548 @ 45.67	in 2001/02
J. Rees	516 @ 39.69	in 2005/06
A. Stanley	596 @ 45.85	in 2008/09

SECONDS

G. M. Wells	539 @ 38.5	in 1965/66
G. M. Wells	531 @ 35.4	in 1966/67
I. R. W. Poulton	518 @ 39.9	in 1979/80
M. Merriman	522 @ 52.2	in 1984/85
R. Mitchell	600 @ 31.58	in 2005/06
D. Fleet	500 @ 33.33	in 2005/06

THIRDS

A. C. Marshall	502 @ 38.61	in 1965/66
A. C. Marshall	556 @ 46.33	in 1966/67
A. C. Marshall	562 @ 43.23	in 1967/68
D. N. Royce	508 @ 42.33	in 1980/81
I. Hastie	552 @ 61.33	in 1989/90
J. Pescott	560 @ 50.91	in 2004/05
A. Lavars	710 @ 50.71	in 2005/06

FOURTHS

R. F. Merriman	581 @ 52.81	in 1963/64
L. White Snr.	516 @ 36.85	in 1963/64
J. Mulroyan	519 @ 34.6	in 1973/74
D. Murray	513 @ 51.3	in 1996/97

FIFTHS

B. Flanagan	517 @ 36.93	in 1975/76
A. Boyce	538 @ 67.25	in 1977/78
P. Morrow	526 @ 37.57	in 1981/82
D. N. Royce	545 @ 60.56	in 1993/94
G. Clark	531 @ 66.38	in 1996/97
K. Higgins*	511 @ 46.45	in 1998/99
P. Morgan	602 @ 50.17	in 2008/09

SIXTHS

R. Jones	534 @ 44.5	in 1980/81
T. Marshall	532 @ 88.67	in 1992/93
S. Eade	620 @ 47.69	in 1999/00
P. Morgan	592 @ 45.54	in 1999/00
M. Anderson	565 @ 47.08	in 1999/00
S. Lewis	611 @ 55.55	in 2000/01

ALSO

D. Biviano	541 @ 67.63	in 1987/88 in 2nds, 3rds, 4ths, 5ths.
R.D. Pearce	655 @ 59.55	in 1990/91 in 3rds, 4ths, 5ths.
N. Crane	501 @ 45.5	in 1991/92 in 3rds, 4ths.
A. Devlin	510 @ 42.5	in 1993/94 in 2nds, 3rds, 4ths.
K. Higgins	507 @ 63.8	in 1994/95 in 3rds, 4ths.
M. Cowan	521 @ 57.89	in 1995/96 in 2nds, 3rds, 4ths.
N. Crane	592 @ 49.33	in 1996/97 in 4ths and 5ths.
M. Pitaro	536 @ 44.67	in 1996/97 in 4ths and 5ths.
T. Clark	558 @ 42.93	in 2001/02 in 2nds and 5ths
R. Mitchell	506 @ 50.6	in 2002/03 in 2nds and 1sts
R. Bennett	621 @ 34.5	in 2005/06 in 2nds and 3rds
J. Pescott	548 @ 54.80	in 2007/08 in 3rds, 4ths, 6ths
P. Sheahan	577 @ 52.45	in 2007/08 in 4ths and 6ths
P. Sheahan	855 @ 57	in 2008/09 in 4ths and 5ths
A. Connell	555 @ 37	in 2009/10 in 3rds, 4ths, 6ths

*denotes played one 3rds match scoring four runs.



5000 runs or more

for the Club in all elevens

TOTAL		1sts	2nds	3rds	4ths	5ths	6ths	7ths	TOTAL
10100	Neville CRANE	1896	2006	1059	1607	2465	737	330	10100
8743	Russell MITCHELL	1844	4283	1586	653	369	8		8743
8640	Vin X. HASSETT	8640							8640
8025	Greg WELLS	4543	353	1547	596	383	603		8025
7424	Michael MERRIMAN	432	3348	753	1778	1049	64		7424
7417	John MULROYAN	3462	1108	1827	1020				7417
7039	Don ROYCE	10	367	4297	1499	854	12		7039
6953	Phillip MORGAN	7	265	483	720	2788	2690		6953
6863	Geoff WELLS	3100	3763						6863
6740	Anthony DEVLIN		74	1667	2339	1903	757		6740
6664	Stephen WELLS	4627	1024	584	215	6	208		6664
6583	Mick PITARO		4	417	3315	2637	210		6583
6523	Ian HASTIE	555	3343	1659	868	30	68		6523
6340	Grant WHITESIDE		42	1796	2684	1506	312		6340
5784	Stephen LEWIS		50	547	1862	1726	1567	32	5784
5418	Bob MERRIMAN	4036			1118	154	110		5418
5082	Barry FLANAGAN	5	650	644	1214	2514	55		5082
5076	David SHAW	2510	1411	1092	63				5076



3000 runs or more

for the Club in all elevens

TOTAL		1sts	2nds	3rds	4ths	5ths	6ths	7ths	TOTAL
4917	A.C.(Bert) MARSHALL		317	4600					4917
4680	Michael BOWTELL	4680							4680
4599	Paul ANDERSON	2028	1296	568	88	619			4599
4509	David BARNES	809	1543	1735	312	103	7		4509
4455	Adam O'CONNOR		468	1597	1906	264	220		4455
4348	Dennis FAREY	21	821	1818	1504	184			4348
4347	Jason MULLER	1349	2029	363	327	279			4347
4312	Tony LEEDS			20	1961	2271	60		4312
4277	Dev ROYCE	433	2103	754	655	193	139		4277
4264	Murray BOX	2823	1046	369	26				4264
3985	Greg SANDS		39	335	1326	2113	172		3985
3873	Ian POULTON	1548	1925	97	303				3873
3862	Stuart DAY		22	459	2481	476	424		3862
3822	Graeme CHISHOLM		0		400	1626	1780	16	3822
3804	Brian EDWARDS	3804							3804
3774	Tim CLARK	1319	1179	523	306	447			3774
3676	K John TAYLOR	564	2107	432	560	3	10		3676
3631	Dale PEARCE	10	1099	1745	758	6	13		3631
3619	Denis HICKLETON	573	1948	583	35	480			3619
3584	David MURRAY	80	405	147	2391	129	432		3584
3364	George SCHOFIELD	3364							3364
3363	Andrew GREEN		240	1012	1260	727	72	52	3363
3350	Paul SHEAHAN	235	68	107	1762	750	428		3350
3325	Gavan CLARK		366	342	196	2331	90		3325
3276	Hayden CLARKE	2585	685				6		3276
3226	Luke MULLER	1932	580	183	182	212	137		3226
3172	Frank TUSKES		85	1130	1762	144	51		3172
3083	Brett GOGGIN	2936	126			21			3083
3054	Allan FOSTER	14	366	389	994	978	313		3054
3013	Ian P. MCGREGOR				287	548	2178		3013



2000 runs or more

TOTAL	for the Club in all elevens							TOTAL
	1sts	2nds	3rds	4ths	5ths	6ths	7ths	
2787 Rhys BENNETT	269	1118	944	69	387			2787
2858 Max ELLIS	1	162	1366	1057	272			2858
2286 Darren FLEET	247	1683	190		114	52		2286
2576 Tim D. JARMAN	791	1785						2576
2160 Tony JEFFERIES	2035	49	5	19	27	25		2160
2758 Adam LAVARS	279	263	1503	282	431			2758
2410 I. Meggsie McGREGOR			11	109	1192	1098		2410
2909 Ben NEVILLE	1981	691	140	0	66	31		2909
2541 John REES	1257	1167	66	51				2541
2903 Matthew SUVOLTOS		472	549	1357	170	350	5	2903
2090 Graeme TAYLOR	52	288	864	550	324		12	2090
2395 Brad YOUNG	2166	156	73					2395
2244 Andrew HOOD		68	162	620	1063	331		2244
2560 Rod KIDDLE	2560							2560
2614 Mark TURNLEY				53	939	1622		2614
2456 Brett BENTLEY		61	1159	521	401	314		2456
2643 Colin CUNLIFFE		161	1873	604	5			2643
2235 Russell JONES			5	292	1154	784		2235
2483 Adam PATCHING			271	1360	484	368		2483
2742 Daryl BIVIANO		281	1127	1034	209	91		2742
2334 Laurie De GOLDI	1594	465	128	147				2334
2786 A.J.(Ike) GOSBELL	2786							2786
2837 Chris LYNCH	2837							2837
2574 Barry SHAW	1478	690	365	41				2574
2749 Ken Le HUNT	1248	1023	427	51				2749
2990 Frank JUST	2990							2990
2853 George BRIGGS	12	80	1067	439	926	329		2853
2184 Ken DAVIS	2125	19			40			2184
2052 Peter DUFFIELD				113	1319	620		2052
2395 Peter JEFFERIES	1053	1132	26	64	20	100		2395
2088 Andrew GARRIGAN	59	1625	404					2088
2477 Tim MITCHELL	170	1124	1000	103	80			2477
2440 Jamie PESCOTT		41	1318	853		99	129	2440



1000 runs or more

TOTAL		for the Club in all elevens						TOTAL
		1sts	2nds	3rds	4ths	5ths	6ths	
1984	Phillip MORROW				699	1285		1984
1982	Jason THIELE	275	1057	446	163		41	1982
1978	Graeme RHODES	988	949	41				1978
1914	R. BALLIS	123	74	1529	188			1914
1908	Stephen LUNN	940	686	91	45	26	120	1908
1901	Warwick OMAN	497	750	270	289	29	66	1901
1898	Harvey STEPHENSON	1524	374					1898
1846	Frank DAWBER		11	116	1719			1846
1830	D.JEWELL	186	1595	49				1830
1817	Adrian WINDT	2	116	1138	346	114	101	1817
1801	Geoff OMAN	1447	37			317		1801
1797	Heath MIDDLETON	364	1011	209	110	103		1797
1770	Wayne HOOD	192	150	138	627	534	129	1770
1752	Brenton BAHR	19	224	453	189	783	84	1752
1744	Arch TUCKER		114	1217	413			1744
1733	Adam WOOLLETT		12	290	756	158	510	7 1733
1728	Kevin HIGGINS			333	671	724		1728
1725	Peter STEVEN	165	577	345	100	537	1	1725
1702	Rob SHERINGHAM		692	160	46	406	398	1702
1686	Luke SHARRY		532	671	184	299		1686
1684	Clayton NELSON	23	581	398	317	365		1684
1672	Simon SUTTERBY	780	612	53	43		184	1672
1665	John CLARKE	1624	41					1665
1663	J.COWPERTHWAIT	1663						1663
1662	Phillip TWADDLE	320	560		163	3	616	1662
1652	Vic H PROFITT	1640		12				1652
1621	Evan DORRITY			154	1467			1621
1607	Chris HOCKING		18	335	736	518		1607
1581	Tony GOVE		564	261	147	609		1581
1499	Craig SING			142	484	452	421	1499
1498	Robert DICKSON	191	441	730	136			1498
1444	John SHAW	1036	190	130	88			1444
1421	Chris CARROLL				170	1171	80	1421
1404	David LEIGH			13	1086	305		1404
1397	James DUFF	74	1037	160	110		16	1397
1390	Philip MARSHALL	176	263	916	35			1390
1388	Doug TAYLOR			270	1118			1388
1375	Jim DICKSON			130	863	382		1375
1369	Gavin NELSON	595	591	132	3	48		1369
1345	Tom CLINCH		55	695	595			1345
1333	Nick RICHARDSON	539	347	389	58			1333
1330	Harry FIMMELL	258	1008	64				1330
1326	Carson CARROLL	94	1013	219				1326
1325	Andy RICHARDSON	33	618	319	237	87	31	1325
1319	Des McCABE-DOYLE	1319						1319
1318	Craig MIDDLEMISS	76	94	1116	32			1318
1316	Peter GILBY	66	162	1003	85			1316
1315	Richard DALTON		251	133	556	323	52	1315



1000 runs or more

TOTAL	for the Club in all elevens							TOTAL	
	1sts	2nds	3rds	4ths	5ths	6ths	7ths		
1309	Damien O'LOUGHLIN	101	656	190	283	79		1309	
1305	Dean DUTHIE	18	309	693	44	22	219	1305	
1293	Rob CASSIO	470	278	404	141			1293	
1278	Keith MEANEY	1278						1278	
1260	Stephen MAXWELL		601	411	148	100		1260	
1251	Brendan DOOLEY	67	442	236	190	57	259	1251	
1234	Gavin CASTLE	1234						1234	
1230	Geoff PRIDDLE			413	356	461		1230	
1222	Rob WEDDELL	1222						1222	
1218	Michael KELSON	1218						1218	
1210	Rae SINCLAIR	1210						1210	
1205	Daryl HAY		114	331	760			1205	
1190	Tony HEDLEY		392	449	255	94		1190	
1182	Matthew WRIGHT	1182						1182	
1171	Angelo FATONE				39	857	184	91	1171
1171	Tony MARINELLI				219	843	39	70	1171
1167	Jorden LEWIS	50	391	426	209	48	43	1167	
1159	Phil L. WILLIAMS	1159						1159	
1155	Trevor EGAN	664	267	221	3			1155	
1150	Bruce NUNN	1150						1150	
1149	John L. TAYLOR				836	247	66	1149	
1144	Lindsay WHITE Snr			546	598			1144	
1143	Simon RAU	45	110	174	177	569	68	1143	
1140	Colin PURNELL	1140						1140	
1137	Andrew BISHOP				16	101	1020	1137	
1130	Jeff VINKEN	466	520	105	24	6	9	1130	
1116	Justin GARDNER			137	588	164	227	1116	
1101	Mick WOOD	904	197					1101	
1101	Morrie RUSSELL	3	1098					1101	
1096	Ryan HICKEY				178	441	477	1096	
1072	Robert BLACKMAN				1072			1072	
1052	Len REID	1052						1052	
1051	Warwick HADFIELD				126	360	559	6	1051
1050	Craig WARREN				348	692	10	1050	
1046	Mark COWAN		86	762	198			1046	
1046	Daryl HEWAT		14	44	416	572		1046	
1040	Allan MAJOR		113	578		226	123	1040	
1036	Mark CHEATLEY	33	406	597				1036	
1035	Graeme ROSS	392	630				13	1035	
1029	Andrew SMITH	266	763					1029	
1026	Steve HEDLEY	1026						1026	
1009	Patrick EASTMAN	27	508	151	38		285	1009	



Centuries



Since 1910/11 a total of 516 centuries have been scored by Newtown and Chilwell batsmen.

This total is divided into:	120	First XI centuries
	76	Second XI centuries
	72	Third XI centuries
	85	Fourth XI centuries
	89	Fifth XI centuries
	35	Sixth XI centuries
	5	Geelong Cricket Cup One day Competition (Capital Cup)
	39	Junior centuries

Of the 456 senior tons, the legendary Vin Hassett leads the list of individual century makers with seventeen, all in the First Eleven.

Multiple scorers include:	17	V. X. Hassett					
	12	N. Crane					
	11	R. Mitchell					
	10	M. Bowtell,					
	9	S. Wells					
	8	F. Just					
	6	Geoff Wells,	R. Merriman,	D. N. Royce,	D. Murray,	Greg Wells,	T. Clark
	5	C. Lynch,	R. D. Pearce,	P. Morgan,	A. Windt,	A. Lavars	P. Sheahan
		G. Whiteside	A. Devlin	B. Neville,			
	4	D. A. Shaw,	I. R. W. Poulton,	A. P. Anderson,	B. Flanagan,	M. Merriman,	T. Mitchell,
		B. J. Edwards,	K. Le Hunt,	P. Duffield,	M. Pitaro,	B. Goggin,	D. Hay,
		M. Ellis,	S. Lewis				

For the record Neville Crane has made a total of 20 G. C. A. centuries, Mike Bowtell (16) and Frank Just (11).

Prolific century makers Neville Crane and Russell Mitchell hold the distinction of having scored a century in five different senior N. & C. C. C. elevens. Stephen Wells and Tim Clark have made them in four sides. Russell Mitchell is the only player to have scored two double centuries. A group of eight have made tons in three different teams. These are: Rob Sheringham, Murray Box, Ken Le Hunt, David Shaw, Dale Pearce, Shaun Johnstone (in the one season), Hugh Wallace-Smith, Mick Merriman, Kevin Higgins, David Murray, Greg Wells and Dev Royce.

FIRST CENTURY SCORES IN EACH ELEVEN

First XI	- G. SMART	100 versus South Geelong on 10/1/1912
Second XI	- J. CONDER	108 versus Corio in 1951/52
Third XI	- A. TUCKER	104 in 1949/50
Fourth XI	- F. DAWBER	110* versus Corio in 1953/54
Fifth XI	- B. FLANAGAN	149 versus St. Josephs in 1975/76
Sixth XI	- PETER TWADDLE	112 versus Marshall 3/02/79

In the 1973/74 Second XI Grand Final Neville Crane became the first player to score a double century (218).

The first junior centuries were scored by D. Trait (108) and R. Le Hunt (109) in the Under 15 Just Shield against G.W.C. & F.C. in December 1959.

THE CLUB'S HIGHEST SCORES

237	- S. WELLS	(1sts)
231	- J. PESCOTT	(4ths)
218	- N. CRANE	(2nds)
216	- A. LAVARS	(3rds)
213 not out	- R. MITCHELL	(1sts)
209 not out	- P. DUFFIELD	(6ths)
208	- R. MITCHELL	(5ths)
205 not out	- G. CLARK	(5ths)
202 not out	- M. BOWTELL	(1sts)
200 not out	- DON ROYCE	(5ths)
198	- G. OMAN	(5ths)
191	- V. X. HASSETT	(1sts)
191	- A. PATCHING	(4ths)
189	- F. JUST	(1sts)
187	- P. L. WILLIAMS	(1sts)
187	- N. CRANE	(3rds)
185	- C. CUNLIFFE	(4ths)
184 not out	- S. LEWIS	(6ths)
179	- R. MITCHELL	(2nds)
178	- J. DUFF	(2nds)
177	- T. CLARK	(4ths)
177	- G. SANDS	(5ths I)
174	- A. SMITH	(2nds)
173 not out	- D. A. SHAW	(2nds)
173 not out	- T. MARSHALL	(6ths)
172 not out	- L. WIERZBOWSKI	(4ths)
170 not out	- H. WALLACE-SMITH	(5ths I)
170	- J. SHAW	(1sts)
170	- S. SUTTERBY	(6ths)
168	- D. A. SHAW	(3rds)
167	- B. FLANAGAN	(5ths)
165	- R. SHERINGHAM	(6ths)
165	- R. MITCHELL	(3rds)
164	- D. N. ROYCE	(3rds)
162	- G. WHITESIDE	(5ths)
160	- K. HIGGINS	(5ths)

THE CLUB'S HIGHEST SCORES

160 not out	- J. SHEAHAN	(5ths)
159	- P. SHEAHAN	(4ths)
158 not out	- R. KIDDLE	(1sts)
157	- H. Mc DONALD	(5ths)
154 not out	- B. NEVILLE	(1sts)
154 ret. hurt	- T. D. JARMAN	(2nds)
154	- J. SCOTT	(6ths)
154	- I. R. W. POULTON	(4ths)
154	- G. P. WELLS	(Navy 5ths)
154	- A. DEVLIN	(5ths)
152 not out	- T. MITCHELL	(3rds)
152 not out	- R. BENNETT	(3rds)
151	- R. KIDDLE	(1sts)
151	- S. WELLS	(2nds)
150 ret. hurt	- N. CRANE	(4ths)

CENTURY ON DEBUT WITH THE CLUB

112	- H. HEARD	in the First XI
104	- J. JAQUES	in the First XI
104 not out	- M. BOWTELL	in the First XI
150 ret. hurt	- N. CRANE	in the Fourth XI
149	- B. FLANAGAN	in the Fifth XI
165	- R. SHERINGHAM	in the Sixth XI
128 not out	- L. BENDER	in the Fourth XI
102 not out	- N. BARLOW	in the Third XI
100 not out	- M. ANDERSON	in the Sixth XI
110 not out	- J. TRETOWAN	in the Navy (Fifths)

SUCCESSIVE CENTURIES

Frank JUST	scored 104 against Geelong Footballers on 21/1/33 and 101 against South Geelong on 4/2/33 in the Firsts.
Vin HASSETT	scored three successive centuries (104, 105, 118) during the 1938/39 season in the Firsts.
Denis ECKSTEDT	scored successive centuries against Chanel (120) and South Barwon (114) in the Thirds in season 1965/66.
John CLARKE	completed his second consecutive century (122) against City after making 123 against Bell Post Hill in the Capital Cup.
Michael BOWTELL	made successive centuries in the 1978/79 and 1979/80 Firsts Grand Finals (130,101).
Peter DUFFIELD	made 105 not out against East Belmont and 123 against Thomson in the Fiftths in 1984/85.
Harry HEARD	scored successive centuries against Harvester (112) on Club debut, 19/10/40, and 101 versus Federal Mills in the Firsts 26/10/40.
Trent MARSHALL	scored 173 not out against Grovedale and 102 against St. Mary's in successive innings in 1992/93 in the 6ths.
Don ROYCE	scored 200 not out against St. Josephs on 23/10/93 in the Fiftths and 120 against Lara 5ths on 30/10/93.
Darryl HAY	made 146 against Lara Fourths on 26/2/94 and 105 versus South Barwon 4ths on 6/3/94.
Mark COWAN	made 131 against Grovedale 3rds on 23/12/95 and 142 not out versus North Geelong 3rds on 17/1/96.
Russell MITCHELL	made 109 against North Geelong Seconds on 24/1/96 and 102 versus South Barwon Firsts on 3/2/96.
Adrian WINDT	made 122 against Leopold Thirds on 13/12/97(round 6) and 114 not out versus Bell Post Hill Fiftths on 17/1/98 (round 7).
Ben NEVILLE	made 154 not out against North Geelong Firsts on 3/11/01 (round 3) and 110 against Geelong City on 17/11/01 (round 4).
Luke MULLER	made 117 against St Peters Firsts on 5/01/02 (round 7) and 102 against Bell Post Hill on 26/01/02 (rd 8).
Adam LAVARS	made 105 in the 3rds against St Josephs Thirds on 26/11/05 (round 7) and 123 against Highton 3rds on 10/12/05 (round 8).



Double Centuries



237	Stephen WELLS	in the FIRSTS
231	Jamie PESCOTT	in the FOURTHS
218	Neville CRANE	in the SECONDS
216	Adam LAVARS	in the THIRDSD
213 not out	Russell MITCHELL	in the FIRSTS
209 not out	Peter DUFFIELD	in the SIXTHS
205 not out	Gavan CLARK	in the FIFTHS
208	Russell MITCHELL	in the FIFTHS
202 not out	Michael BOWTELL	in the FIRSTS
200 not out	Don ROYCE	in the FIFTHS



First XI Centuries



17 - V. X. HASSETT	(112no, 109, 119, 100, 129no, 120, 118, 104, 105, 118, 122, 191, 107no, 144, 127, 100, 105)
8 - F. JUST	(122no, 189, 101, 104, 101, 103, 115, 104)
- M. BOWTELL	(202no, 104no, 118no, 135, 130, 101, 109, 120no)
5 - S. WELLS	(237, 146, 137, 110, 109)
4 - R. F. MERRIMAN	(132, 122no, 108, 102no)
- B. J. EDWARDS	(100, 114, 105, 111no)
- B. NEVILLE	(123, 154no, 110, 146)
3 - P. L. WILLIAMS	(104no, 130, 187)
- H. HEARD	(112, 101, 145)
- C. PURNELL	(114no, 115, 101no)
- G. P. WELLS	(104, 106, 116)
- C. J. LYNCH	(113, 108, 103)
- B. GOGGIN	(130no, 102, 106)
- R. KIDDLE	(151, 119, 158 no)
2 - J. COWPERTHWAITTE	(118, 129)
- J. JAQUES	(104, 100)
- J. MULROYAN	(114, 118)
- J. D. Mc CABE-DOYLE	(102, 103no)
- L. METHERALL	(134, 148)
- A. GOSBELL	(112, 104)
- N. CRANE	(128, 101no)
- A. G. SCHOFIELD	(114, 101no)
- B. YOUNG	(106no, 100)
- R. MITCHELL	(213, 102)
- H. CLARKE	(116, 118)
- L. MULLER	(117, 102)
- H. STEPHENSON	(145, 127no)
1 - G. SMART	(100)-
- G. M. WELLS	(115)
- L. REID	(111)
- W. OMAN	(100)
- W. ORCHARD	(107no)
- M. BOX	(101)
- J. CLARKE	(122)
- L. BYRNE	(116)
- D. A. SHAW	(109)
- R. HIGGINS	(121)
- K. MEANEY	(117no)
- A. G. BAIRD	(114)
- R. SINCLAIR	(104no)
- S. LUNN	(114)
- V. HORNSEY	(105no)
- J. SHAW	(170)
- K. Le HUNT	(125no)
- M. WOOD	(117no)
- T. CLARK	(104)
- M. KELSON	(115)
- A. CROFT	(100no)
- B. MERRIMAN	(109no)



Second XI Centuries

- 6 - N. CRANE (218, 142no, 137, 135, 121no, 100)
 5 - G. M. WELLS (138, 137no, 120, 115, 104)
 3 - I. R. W. POULTON (114, 110, 100)
 - R. MITCHELL (109, 130, 179)
 2 - D. A. SHAW (173no, 115)
 - S. WELLS (151, 110)
 - A. P. ANDERSON (128, 107no)
 - M. MERRIMAN (122, 120)
 - K. Le HUNT (113, 112)
 - M. BOX (106, 101no)
 - P. JEFFERIES (117, 117)
 - A. SMITH (174, 123)
 - T. CLARK (134, 101no)
 - D. FLEET (107 no, 100no)
 - R. FERGUSON (105no, 153)
 1 - J. MULROYAN (113)
 - G. CAMPBELL (107no)
 - G. RHODES (113)
 - G. BLAKE (105no)
 - A. RANNER (105)
 - J. SHAW (126)
 - M. CHEATLEY (103)
 - S. LUNN (114 rh)
 - R. SHERINGHAM (101no)
 - J. CONDER (108)
 - K. J. TAYLOR (102no)
 - R. D. PEARCE (107)
 - M. JONSTON (113no)
 - D. MURRAY (124)
 - T. MITCHELL (101no)
 - M. DONAGHY (100)
 - T. TROUGHTON (100)
 - B. GOGGIN (120)
 - G. ROSS (102)
 - I. HASTIE (100)
 - H. WALLACE-SMITH (101)
 - L. MULLER (108)
 - Dev ROYCE (101)
 - B. NEVILLE (147no)
 - T.D. JARMAN (154rh)
 - H. STEPHENSON (125 no)
 - M. WOOD (107no)
 - J. DUFF (178)
 - J. REES (110no)
 - A. GARRIGAN (119)
 - P. EASTMAN (119)



Third XI Centuries

- 4 - A. WINDT (122, 103, 132, 115)
 - A. LAVARS (216, 105, 123, 100)
 3 - A. C. MARSHALL (134no, 112, 102)
 - T. MITCHELL (137no, 129, 152no)
 - R. MITCHELL (102, 165, 143)
 2 - R. LUCAS (111, 100no)
 - D. EKSTEDT (120, 114)
 - A. TUCKER (111no, 104)
 - D. BARNES (143, 112 ret.)
 - G. Mc KAY (110, 100)
 - M. COWAN (142no, 131)
 - M. ELLIS (111, 127)
 - R. BENNETT (102, 152no)
 - A. O'CONNOR (101 no, 112)
 1 - N. CRANE (187)
 - D. N. ROYCE (164)
 - H. DAVIS (127)
 - J. DAVIDSON (110)
 - R. BEEKHOF (108)
 - P. GILBEY (102)
 - M. KERGER (108no)
 - R. D. PEARCE (104no)
 - M. ELLIS (109)
 - C. MIDDLEMISS (100)
 - A. RICHARDSON (107no)
 - D. A. SHAW (168)
 - G. CAMPBELL (114)
 - K. Le HUNT (108no)
 - A. JEFFREYS (104no)
 - L. WHITE Snr (108)
 - R. CASSIO (127)
 - M. BOX (100)
 - S. JOHNSTONE (104)
 - D. BIVIANO (101no)
 - M. CHEATLEY (103no)
 - I. HASTIE (121)
 - Dev ROYCE (107)
 - H. WALLACE-SMITH (106no)
 - A. CALNON (105)
 - N. BARLOW (102no)
 - M. CHEATLEY (145no)
 - D. HAY (140)
 - S. PAYNE (142no)
 - K. HIGGINS (113)
 - S. WELLS (135)
 - D. DUTHIE (131)
 - H. MIDDLETON (135)
 - Paul BROWN (111)
 - D. O'LOUGHLIN (129)
 - C. CUNLIFFE (101 no)
 - A. HENDERSON (144no)
 - L. SHARRY (104no)



Fourth XI Centuries

- 4 - D. MURRAY (128, 107, 102, 102)
 - P. SHEAHAN (112no, 108no, 159, 101)
- 3 - D. HAY (145no, 124, 105)
 - R. D. PEARCE (120no, 102no, 107)
 - F. DAWBER (110no, 110, 103)
 - S. DAY (102, 113, 101)
 - S. LEWIS (122, 106, 124rh)
 - F. TUSKES (112no, 105no, 138no)
 - G. WHITESIDE (126, 123, 105)
- 2 - A. BOYCE (115no, 101no)
 - R. F. MERRIMAN (135no, 103)
 - W. OMAN (113, 100no)
 - E. GROSS (101, 102no)
 - M. PITARO (108no, 105)
 - N. CRANE (150 rh, 114)
 - A. DEVLIN (116, 104)
 - T. CLARK (100no, 177)
 - C. CUNLIFFE (148, 185)
 - R. MITCHELL (103no, 135)
- 1 - D. TAYLOR (129)
 - L. BENDER (128no)
 - B. IVERMEE (109)
 - W. HOOD (117)
 - B. GEAR (100no)
 - S. JOHNSTONE (113no)
 - R. BLACKMAN (118)
 - K. J. TAYLOR (120)
 - M. MERRIMAN (114)
 - R. CASSIO (118no)
 - L. WHITE Snr (128)
 - A. FOSTER (107)
 - I. R. W. POULTON (154)
 - M. JOHNSON (113no)
 - D. FAREY (120)
 - D. BARNES (115)
 - B. FLANAGAN (115)
 - Dev. ROYCE (113)
 - J. THIELE (100)
 - J. GARDNER (101no)
 - K. HIGGINS (146)
 - M. ELLIS (133)
 - A. POTTER (103no)
 - M. COWAN (112)
 - A. HOOD (113)
 - M. SUVOLTUS (108no)
 - A. O'CONNOR (113)
 - A. HENDERSON (103no)
 - C. HOCKING (124)
 - C. CUNLIFFE (100)
 - A. PATCHING (191)
 - J. PEScott (231)
 - L. WIERZBOWSKI (172no)
 - A. CONNELL (138)
 - I. HASTIE (115)



Fifth XI Centuries

- 5 - D. N. ROYCE (200no, 146, 140, 111, 120)
- 3 - P. DUFFIELD (123, 105no, 104no)
 - B. FLANAGAN (149, 109, 167)
 - G. CLARK (101no, 205no, 104)
 - A. GOVE (102no, 111, 126no)
 - A. DEVLIN (101no, 102, 154)
- 2 - A. P. ANDERSON (116, 104)
 - G. SANDS (177, 106)
 - A. FOSTER (100, 106no)
 - P. MORROW (113, 110no)
 - G. BRIGGS (130, 104no)
 - I. Mc GREGOR (127, 117no)
 - A. MAJOR (116, 115no)
 - M. PITARO (110no, 128)
 - B. GILLET (118no, 144rh)
 - G. WHITESIDE (125, 162)
 - P. MORGAN (148, 105)
 - G. L. CHISHOLM (104, 100)
 - P. NUNN (127, 134)
- 1 - R. MITCHELL (208)
 - D. BAUM (113no)
 - R. SHERINGHAM (120)
 - S. JOHNSTONE (100)
 - G. OMAN (198)
 - P. STEVEN (103no)
 - R. STEVEN (122no)
 - W. ELLIOTT (124)
 - W. HOOD (102no)
 - G. PRIDDLE (125)
 - M. JOHNSTON (110)
 - R. GEAR (112no)
 - P. WHITESIDE (134no)
 - R. ALLEN (103)
 - A. BOYCE (101)
 - B. BAHR (113no)
 - D. BIVIANO (122)
 - R. WARREN (107)
 - H. WALLACE-SMITH (170no)
 - D. CAMPIGLI (149)
 - J. DICKSON (114)
 - A. DEVLIN (101no)
 - S. MAXWELL (100)
 - H. Mc DONALD (157)
 - Jamie Mc DONALD (119no)
 - M. MERRIMAN (117no)
 - T. CLARK (115)
 - C. WARREN (112no)
 - J. FISHER (122)
 - A. WINDT (114no)
 - L. SHARRY (125)
 - S. RAU (101)
 - D. FLEET (114no)
 - K. HIGGINS (160)
 - S. RAU (107)
 - N. CRANE (130no)
 - A. FATONE (101no)
 - A. LAVARS (120no)
 - J. TRETOWAN (110no)
 - G. P. WELLS (154)
 - P. SHEAHAN (107)
 - J. BLIGHT (101)
 - T. BOYLE (117)
 - J. SHEAHAN (160no)



Sixth XI Centuries

3	- T. MARSHALL	(173no, 119, 102)
	- S. LEWIS	(184no, 144no, 102no)
	- P. MORGAN	(101, 126, 103no)
2	- J. SCOTT	(154, 116)
	- D. CAMPIGLI	(107, 142)
	- M. ANDERSON	(100no, 141no)
	- G.P. WELLS	(103, 115)
1	- P. DUFFIELD	(209no)
	- R. SHERINGHAM	(165)
	- G. BLACKLEY	(146no)
	- G. NELSON	(115)
	- G. L. CHISHOLM	(114)
	- Peter TWADDLE	(112)
	- J. Mac LEOD	(111no)
	- D. SING	(104)
	- R. JONES	(103)
	- J. GARDNER	(101no)
	- S. SUTTERBY	(170)
	- D. MURRAY	(121)
	- S. WELLS	(131 ret.)
	- Justin ANDREWS	(117)
	- I. P. Mc GREGOR	(116)
	- C. DAY	(102)
	- S. EADE	(117)
	- W. HADFIELD	(126no)

BATSMAN TO SCORE A CENTURY IN A GRAND FINAL:

FIRSTS

C. PURNELL	115	versus	East Geelong	in	1934/35
G. M. WELLS	115	versus	Geelong West	in	1948/49
L. REID	111	versus	Leopold	in	1958/59
R. F. MERRIMAN	132	versus	Geelong City	in	1959/60
M. BOWTELL	130	versus	Leopold	in	1978/79
M. BOWTELL	101	versus	GWC & FC	in	1979/80
G. P. WELLS	116	versus	North Geelong	in	1982/83

SECONDS

A. P. ANDERSON	128	versus	South Barwon	in	1964/65
G. M. WELLS	120	versus	Corio	in	1966/67
J. MULROYAN	113	versus	Corio	in	1966/67
N. CRANE	218	versus	East Belmont	in	1973/74

THIRDS

G. Mc KAY	100	versus	Grovedale	in	1990/91
-----------	-----	--------	-----------	----	---------

FOURTHS

L. WHITE (Snr)	128	versus	Chanel College	in	1963/64
----------------	-----	--------	----------------	----	---------

FIFTHS

G. OMAN	198	versus	Breakwater	in	1976/77
G. BRIGGS	130	versus	Breakwater	in	1976/77
P. MORROW	113	versus	Bell Post Hill	in	1981/82
P. NUNN	134	versus	Grovedale	in	1999/00

CENTURIES IN THE CRICKET CUP

2	- C. J. LYNCH	(131*, 100*)
	- M. BOWTELL	(104*, 111*)
1	- J. CLARKE	(122)



The Pair



The following players have recorded the unenviable performance of making a "pair of ducks" in a First Eleven game.

G. YALLAND	versus South Geelong in round 3, 1910/11
C. PURNELL	versus South Geelong in round 4, 1911/12
G. SCOTT	versus South Geelong in round 3, 1910/11
H. LAWLER	versus East Geelong in round 6, 1911/12
R. SCOTT	versus South Geelong in round 6, 1910/11
D. LEE	versus South Geelong in round 3, 1910/11
A. DAVID	versus Geelong Footballers in round 7, 1928/29
E. LOOKER	versus North Geelong in round 2, 1931/32
G. SCHOFIELD	versus East-Geelong in the 1934/35 grand final
D. RANKIN	versus Geelong West in round 2, 1937/38
J. RUSSELL	versus High School East in round 5, 1937/38
D. ORCHARD	versus Geelong West in round 10, 1937/38
W. ORCHARD	versus Federal Mills in round 8, 1941/42
G. LOGIE-SMITH	versus GWC&FC in the 1945/46 grand final
J. JAMES	versus Geelong Footballers in October, 1946
J. CONDER	versus Geelong West in October, 1951
P. CRICHTON	versus Geelong City in March 1952 (grand final)
G.M. WELLS	versus South Barwon in round 2, 1956/57
L. REID	versus Leopold in January, 1958
G.M. WELLS	versus Corio in January, 1960
M. MITTON	versus Corio in January, 1960
R. MERRIMAN	versus South Barwon in February 1960
I. WILLIAMSON	versus GWC & FC in November 1961 included in five ducks for season, four consecutive.
L. FERGUSON	versus Corio in January, 1964 included in four consecutive ducks.
G. TURNER	versus Corio in January, 1964
L. SMITH	versus South Barwon in February, 1966
D. BLAIR	versus South Barwon in February, 1966
R. SUMMERS	versus South Barwon in February, 1966
R. FOSTER	versus Geelong City in October, 1967
N. CRANE	versus South Barwon in December, 1970
C.J. LYNCH	versus GWC & FC in semi final in March, 1978
B. MORGAN	versus South Barwon in November 1985 included in five successive ducks.
N. RICHARDSON	versus Grovedale in November 2007
Y. ROUSSETY	versus Grovedale on 29/11/08
Y. ROUSSETY	versus East Belmont on 28/02 & 7/03/09

ALSO

A. GOVE	versus St Josephs in the Fourths in January 1999.
N. RAU	versus St Peters in the Thirds in January 2004 facing just one ball in the match
W. HADFIELD	versus Corio Bay in the Fifths in January 2005
J. DAVIS	versus Grovedale Seconds in October/Nov 2007
G. WHITESIDE	versus Grovedale Seconds in November 2007



Career Ducks



The following players have made the most ducks in the First XI.

20	John MULROYAN	1951 to 1966 = 11.36% of innings
16	Barry SHAW	1957 to 1975 = 12.31% of innings
15	Vin HASSETT	1929 to 1955 = 5.43% of innings



Multiple Century Makers in the same inning



FIRST XI

(10)

versus Geelong Footballers on 3/11/28
P. L. WILLIAMS 104 no H. HASSETT 100 no

versus Geelong West on 28/02/31
F. JUST 189 L. BYRNE 116

versus Geelong Footballers on 30/01/37
V. X. HASSETT 129 not out C. PURNELL 115

versus Fords on 11/12/37
L. METHERRALL 148 V. X. HASSETT 120

versus Geelong West on 20/11/38
L. METHERRALL 148 D. Mc CABE-DOYLE 102

versus Geelong West on 2/03/40
V. X. HASSETT 191 J. JAQUES 100

versus Thomson on 11/12/71
G.P. WELLS 104 K. Le HUNT 125 not out

versus South Barwon on 3/02/96
R. MITCHELL 102 H. CLARKE 116

versus St Peters on 5/01/02
L. MULLER 117 H. STEPHENSON 145

versus North Geelong on 6/12/03
M. KELSON 115 R. KIDDLE 158 not out

SECOND XI

(6)

versus South Barwon on 1/2/65
A.P. ANDERSON 128 G.M. WELLS 115

versus Corio in March 1967 grand final
G.M. WELLS 120 J. MULROYAN 113

versus Geelong City on 30/10/76
G. RHODES 113 S. WELLS 110

versus Geelong West on 26/01/85
M. MERRIMAN 122 D. MURRAY 124

versus Bell Post Hill on 4/03/2000
R. MITCHELL 130 T.D. JARMAN 154 r .h.

versus Geelong West on 29/01/2011
P. EASTMAN 119 R. FERGUSON 105no

THIRD XI

(4)

1/03/69 versus East Belmont
D. A. SHAW 168 P. GILBEY 102

12/11/88 versus East Belmont
A. RICHARDSON 107 no M. CHEATLEY 103 no

14/01/94 versus Leopold
S. PAYNE 142 not out K. HIGGINS 113

versus Newcomb & District on 4/03/06
R. BENNETT 152 not out A. LAVARS 100

FOURTH XI

(5)

versus Geelong City on 24/02/79
A. BOYCE 115 not out W. OMAN 113

versus South Barwon on 6/03/94
D. HAY 105 A. DEVLIN 104

versus Lara on 16/11/96
M. COWAN 112 D. MURRAY 102

versus Bell Post Hill on 8/12/07
J. PESCOTT 231 S. LEWIS 124 ret hurt

versus Geelong West on 6/03/10
A. CONNELL 138 I. HASTIE 115

FIFTH XI

(7)

versus Breakwater in grand final on 19/03/77
G.G. OMAN 198 G. BRIGGS 130

versus South Barwon on 6/03/94
P. DUFFIELD 123 R.SHERINGHAM 120

versus East Belmont on 1/03/86
P. WHITESIDE 134 not out G.WHITESIDE 125

versus Lara on 23/01/88
W. ELLIOTT 124 A. MAJOR 116

versus Bell Post Hill on 25/2/89
G. SANDS 177 R. WARREN 107

versus Grovedale on 16/3/96
J. FISHER 122 G.L. CHISHOLM 100

versus Lara on 18/10/03
G. P. WELLS 154 J. TRETOWAN 110 no

SIXTH XI

(3)

versus St Marys on 4/10/80
G. BLACKLEY 146 not out R. JONES 103

versus Corio in a one day game o 14/01/84 versus
P. DUFFIELD 209 not out Graeme NELSON 115
G.L. CHISHOLM 114

versus St Marys on 12/12/92
J. SCOTT 154 T. MARSHALL 102



500 runs or more in a grade



FIRST XI

runs

HASSETT, VIN X.	8640
BOWTELL, MICHAEL	4680
WELLS, STEPHEN D.	4627
WELLS, GREG P.	4543
MERRIMAN, ROBERT F.	4036
EDWARDS, BRIAN J.	3804
MULROYAN, JACK	3462
SCHOFIELD, A.GEORGE	3364
WELLS, GEOFF M.	3100
JUST, FRANK	2990
GOGGIN, BRETT	2936
LYNCH, CHRIS J.	2837
BOX, MURRAY	2823
GOSBELL, A.J. (IKE)	2786
CLARKE, HAYDEN	2585
KIDDLE, ROD	2560
SHAW, DAVID A.	2510
YOUNG, BRAD	2166
DAVIS, KEN H.	2125
JEFFERIES, TONY	2035
ANDERSON, A. PAUL	2028
NEVILLE, BEN	1981
MULLER, LUKE	1932
CRANE, NEVILLE	1896
MITCHELL, RUSSELL	1844
COWPERTHWAIT, JAMES	1663
PROFIT, VIC H.	1640
CLARKE, JOHN R.	1624
De GOLDI, LAURIE	1594
POULTON, IAN R.W.	1548
STEPHENSON, HARVEY	1524
SHAW, BARRY	1478
OMAN, GEOFF	1447
MULLER, JASON	1349
CLARK, TIM	1319
Mc CABE-DOYLE, DES	1319
MEANEY, KEITH	1278
REES, JOHN	1257
Le HUNT, KEN	1248
CASTLE, GAVIN	1234
WEDDELL, ROBERT	1222
KELSON, MICHAEL	1218
SINCLAIR, RAE	1210
WRIGHT, MATTHEW	1182
WILLIAMS, PHIL L.	1159
NUNN, BRUCE	1150
PURNELL, COLIN	1140
JEFFERIES, PETER	1053
REID, LEN	1052
SHAW, JOHN	1036
HEDLEY, STEVE J.	1026
RHODES, GRAEME	988
HIGGINS, RUSSELL	981
LUNN, STEPHEN	940
WOOD, MICHAEL	904
BARNES, DAVID	809
FEGAN, FRANK	803
HEARD, HARRY	803
JARMAN, TIM	791
SUTTERBY, SIMON	780
BROWNE, MARK	756
MATHIESON, COREY	736
HUCKER, SCOTT	711
PEARCE, Simon	709
Mc DONALD, NORM	687
HORNSEY, VIC	683
KELLY, PETER	683
EGAN, TREVOR	664
De GOLDI, RUSSELL	659
BYRNE, LARRY	646
HOLDEN, BRUCE	641
HIRST, JACK	637
STANLEY, ALEX	621
NELSON, GAVIN	595
STACEY, BRAD	587
HICKLETON, DENIS	573
JAMES, JACK	568
TAYLOR, K. JOHN	564
HASTIE, IAN	555
RICHARDSON, NICK	539
FALCONER, PETER	534
SPARK, Ron	538
JAQUES, JACK	520

SECOND XI

R. MITCHELL	4283
G.M. WELLS	3763
M. MERRIMAN	3348
I. HASTIE	3343
Dev ROYCE	2103
J. MULLER	2029
K.J. TAYLOR	2107
N. CRANE	2006
D. HICKLETON	1948
I.R.W. POULTON	1925
T.D. JARMAN	1785
D. FLEET	1683
A. GARRIGAN	1625
D. JEWELL	1595
D. BARNES	1543
D.A. SHAW	1411
A.P. ANDERSON	1296
T. CLARK	1179
J. REES	1167
P. JEFFERIES	1132
T. MITCHELL	1124
R. BENNETT	1118
J. MULROYAN	1108
R.D. PEARCE	1099
M. RUSSELL	1098
J. THIELE	1057
M. BOX	1046
J. DUFF	1037
S. WELLS	1024
K. Le HUNT	1023
Carson CARROLL	1013
H. MIDDLETON	1011
H. FIMMELL	1008
G. RHODES	949
A. TONKIN	922
J. CONDER	901
R. JEWELL	842
D. FAREY	821
A. SMITH	763
W. OMAN	750
R. SHERINGHAM	692
B. NEVILLE	691
B. SHAW	690
S. LUNN	686
H. CLARKE	685
B. FLANAGAN	650
G. ROSS	630
A. RICHARDSON	618
S. SUTTERBY	612
S. MAXWELL	601
R. SHERINGHAM	598
A. WRIGHT	597
Gavin NELSON	591
C. NELSON	581
L. MULLER	580
P. STEVEN	577
T. STACEY	577
A. GOVE	564
Phil TWADDLE	560
L. WHITE Snr.	546
L. SHARRY	532
J. VINKEN	520
P.EASTMAN	508

THIRD XI

A.C. MARSHALL	4600
D.N. ROYCE	4297
J. MULROYAN	1827
C. CUNLIFFE	1873
D. FAREY	1818
G. WHITESIDE	1796
R. D. PEARCE	1745
D. BARNES	1735
A. DEVLIN	1667
I. HASTIE	1659
A. O'CONNOR	1597
R. MITCHELL	1586
G.P. WELLS	1547
R. BALLIS	1529
A. LAVARS	1503
M. ELLIS	1366
A J. PESCOTT	1318
. TUCKER	1217
B. BENTLEY	1159
A. WINDT	1138
F. TUSKES	1130
D. BIVIANO	1127
C. MIDDLEMISS	1116
D.A. SHAW	1092
G. BRIGGS	1067
N. CRANE	1059
A. GREEN	1012
P. GILBY	1003
T. MITCHELL	1000
R. BENNETT	944
P. MARSHALL	916
G.N. TAYLOR	864
N. LINDSAY	819
M. COWAN	762
Dev ROYCE	754
M. MERRIMAN	753
R. DICKSON	730
T. CLINCH	695
D. DUTHIE	693
E. PARKER	685
J. DAVIDSON	671
L. SHARRY	671
B. FLANAGAN	644
G. Mc KAY	621
M. CHEATLEY	597
S. WELLS	584
D. HICKLETON	583
G. HANSEN	583
A. MAJOR	578
M. TAYLOR	572
A.P. ANDERSON	568
M. SUVOLTOS	549
S. LEWIS	547
L. WHITE Snr.	546
T. CLARK	523
V. HIND	516

FOURTH XI

M. PITARO	3315
G. WHITESIDE	2684
S. DAY	2481
D. MURRAY	2391
A. DEVLIN	2339
A. LEEDS	1961
A. O'CONNOR	1906
S. LEWIS	1862
M. MERRIMAN	1778
P. SHEAHAN	1762
F. TUSKES	1762
F. DAWBER	1719
N. CRANE	1607
D. FAREY	1504
D.N. ROYCE	1499
E. DORRITY	1467
A. PATCHING	1360
M. SUVOLTOS	1357
G. SANDS	1326
A. GREEN	1260
B. FLANAGAN	1214
R.F. MERRIMAN	1118
D. TAYLOR	1118
D. LEIGH	1086
R. BLACKMAN	1072
M. ELLIS	1057
D. BIVIANO	1034
J. MULROYAN	1020
A. FOSTER	994
J. DICKSON	863
I. HASTIE	868
J. PESCOTT	853
J. L. TAYLOR	836
D. HAY	760
R.D. PEARCE	758
A. WOOLLETT	756
C. HOCKING	736
P. MORGAN	720
P. MORROW	699
B. IVERMEE	697
K. HIGGINS	671
Dev ROYCE	655
R. MITCHELL	653
I. QUARRELL	652
W. HOOD	627
A. HOOD	620
C. RUTHERFORD	612
C. CUNLIFFE	604
L. WHITE Snr.	598
G. P. WELLS	596
T. CLINCH	595
J. GARDNER	588
P. MARINELLI	566
K.J. TAYLOR	560
R. DALTON	556
G.N. TAYLOR	550
B. BENTLEY	521

FIFTH XI

P. MORGAN	2788
M. PITARO	2637
B. FLANAGAN	2514
N. CRANE	2465
G. CLARK	2331
A. LEEDS	2271
G. SANDS	2113
A. DEVLIN	1903
G.S. LEWIS	1726
.L. CHISHOLM	1626
G. WHITESIDE	1506
P. DUFFIELD	1319
P. MORROW	1285
I. Mc GREGOR	1192
Chris CARROLL	1171
R. JONES	1154
A. HOOD	1063
M. MERRIMAN	1049
A. FOSTER	978
M. TURNLEY	939
G. BRIGGS	926
A. FATONE	857
D.N. ROYCE	854
T. MARINELLI	843
B. BAHR	783
P. SHEAHAN	750
R. ROBERTSON	731
A. GREEN	727
K. HIGGINS	724
C. WARREN	692
A.P. ANDERSON	619
A. GOVE	609
A. RAU	605
D. HEWAT	572
D. HEWAT	572
S. RAU	569
I. P. Mc GREGOR	548
A. BOYCE	538
B. GILLETT	537
J. COOK	537
P. STEVEN	537
W. HOOD	534
T. HIBBARD	530
R. BARTON	520
C. HOCKING	518
R. LANE	508
J. PEAKE	508

SIXTH XI

P. MORGAN	2690
I.P. Mc GREGOR	2178
G.L. CHISHOLM	1780
M. TURNLEY	1622
S. LEWIS	1567
I. Mc GREGOR	1098
A. BISHOP	1020
R. JONES	784
T. MARSHALL	773
A. DEVLIN	757
N. CRANE	737
S. EADE	705
M. ANDERSON	703
P. DUFFIELD	620
Phil TWADDLE	616
G.P. WELLS	603
J. HICKEY	598
W. HADFIELD	559
D. BARTON	555
A. WOOLLETT	510



Record Partnerships



CLUB RECORD PARTNERSHIPS FROM ALL ELEVENS

FIRST WICKET	290	David SHAW	& Peter GILBEY	in the Thirds	on	1/03/69
SECOND WICKET	271	Frank JUST	& Larry BYRNE	in the Firsts	on	28/02/31
THIRD WICKET	230	Mark COWAN	& David MURRAY	in the Fourths	on	16/11/96
FOURTH WICKET	240	Simon PAYNE	& Kevin HIGGINS	in the Thirds	on	19/11/94
FIFTH WICKET	266	Peter DUFFIELD	& Graeme NELSON	in the Sixths	on	14/01/84
SIXTH WICKET	204	Geoff OMAN	& George BRIGGS	in the Fifths	on	19/03/77
SEVENTH WICKET	183	Andrew HOOD	& Adam POTTER	in the Fourth	on	13/01/96
EIGHTH WICKET	159	Stephen WELLS	& Paul ANDERSON	in the Seconds	on	21/10/78
NINTH WICKET	215*	Gavan CLARK	& Chris CARROLL	in the Fifths	on	16/11/96
TENTH WICKET equal	115	Murray ALLEN	& Laurie De GOLDI	in the Firsts	on	27/11/76
TENTH WICKET equal	115*	Don ROYCE	& Justin HOWELL	in the Fifths	on	23/10/93

(*denotes unfinished partnership)

NOTE: A 1st wicket partnership of 296 was recorded by T. TROUGHTON and H. LUTTRELL for the Newtown (Senior Matting) Cricket Club Second XI (B2 grade) on 31/ 1/48. This was the season before the turf and matting clubs amalgamated.

FIRST XI

FIRST WICKET	270	L. MULLER	& H. STEPHENSON	v. St Peters	on	5/01/02
SECOND WICKET	271	F. JUST	& L. BYRNE	v. Geelong West	on	28/02/31
THIRD WICKET	194*	H. HASSETT	& P. L. WILLIAMS	v. Footballers	on	3/11/28
FOURTH WICKET	228	M. KELSON	& R. KIDDLE	v. North Geelong	on	6/12/03
FIFTH WICKET	162	R. KIDDLE	& H. CLARKE	v. Grovedale	on	23/12/00
SIXTH WICKET	138	V. H. PROFITT	& A. BAIRD	v. South Geelong	on	9/03/29
SEVENTH WICKET	133	V. X. HASSETT	& A. G. SCHOFIELD	v. Geelong West	on	10/02/34
EIGHTH WICKET	106	G. P. WELLS	& G. RHODES	v. Leopold	on	23/02/74
NINTH WICKET	97	R. HIGGINS	& J. MUNDAY	v. South Geelong	on	29/10/38
TENTH WICKET	115	M. ALLEN	& L. De GOLDI	v. St. Josephs	on	27/11/76

SECOND XI

FIRST WICKET	261	R. MITCHELL	& T. D. JARMAN	v. Bell Post Hill	on	4/03/00
SECOND WICKET	193	G. M. WELLS	& A. P. ANDERSON	v. South Barwon	on	1/02/65
THIRD WICKET	189	N. CRANE	& D. BARNES	v. Geelong West	on	22/11/75
FOURTH WICKET	214	J. MULROYAN	& G. M. WELLS	v. Corio	on	13/03/67
FIFTH WICKET	155	T. CLARK	& J. REES	v. South Barwon	on	2/03/02
SIXTH WICKET	164	J. MULLER	& Rohan SMITH	v. Grovedale	on	16/12/95
SEVENTH WICKET	156	A. SMITH	& D. HICKLETON	v. East Belmont	on	6/02/93
EIGHTH WICKET	159	S. WELLS	& A. P. ANDERSON	v. Geelong City	on	21/10/78
NINTH WICKET	118	P. MORGAN	& A. WISHART	v. Thomson	on	19/11/83
TENTH WICKET	83*	D. HICKLETON	& Toby SMITH	v. St Josephs	on	21/10/96

THIRD XI

FIRST WICKET	290	D. A. SHAW	& P. GILBEY	v. East Belmont	on	1/03/69
SECOND WICKET	178	J. PESCOTT	& R. BENNETT	v. Bell Park	on	23/10/04
THIRD WICKET	160	T. MITCHELL	& N. GRIMSHAW	v. North Geelong	on	7/10/78
FOURTH WICKET	240	S. PAYNE	& K. HIGGINS	v. Leopold	on	19/11/94
FIFTH WICKET	139	A. CALNON	& T. ANDERSON	v. East Belmont	on	13/02/93
SIXTH WICKET	197*	A. RICHARDSON	& M. CHEATLEY	v. East Belmont	on	12/11/88
SEVENTH WICKET	112	A. LAVARS	& B. BENTLEY	v. Highton	on	2/12/00
EIGHTH WICKET	100	L. SHARRY	& F. TUSKES	v. South Barwon	on	22/10/05
NINTH WICKET	97	G. WHITESIDE	& M. JACKSON	v. Geelong City	on	7/02/04
TENTH WICKET	100	C. BLACKMAN	& G. BOUCHIER	v. North Shore	on	13/02/71

FOURTH XI

FIRST WICKET	193	D. HAY	& A. DEVLIN	v. South Barwon	on	6/03/94
SECOND WICKET	181	M. PITARO	& A. WOOLLETT	v. Geelong West	on	5/10/85
THIRD WICKET	230	M. COWAN	& D. MURRAY	v. Lara	on	16/11/96
FOURTH WICKET	206	P. SHEAHAN	& A. PATCHING	v. Geelong West	on	20/12/08
FIFTH WICKET	236	S. LEWIS	& J. PESCOTT	v. Bell Post Hill	on	8/12/07
SIXTH WICKET	168	L. WIERZBOWSKI	& M. SHERIDAN	v. Leopold	on	2/02/08
SEVENTH WICKET	183	A. HOOD	& A. POTTER	v. North Geelong	on	13/01/96
EIGHTH WICKET	128	G. L. CHISHOLM	& J. L. TAYLOR	v. Thomson	on	16/02/74
NINTH WICKET	136*	R. WARREN	& A. DEVLIN	v. Thomson	on	28/11/87
TENTH WICKET	65	A. MERRIMAN	& S. DESMOND	v. Leopold	on	7/03/87



Record Partnerships



FOURTH XI

FIRST WICKET	193	D. HAY	&	A. DEVLIN	v. South Barwon	on	6/03/94
SECOND WICKET	181	M. PITARO	&	A. WOOLLETT	v. Geelong West	on	5/10/85
THIRD WICKET	230	M. COWAN	&	D. MURRAY	v. Lara	on	16/11/96
FOURTH WICKET	206	P. SHEAHAN	&	A. PATCHING	v. Geelong West	on	20/12/08
FIFTH WICKET	236	S. LEWIS	&	J. PEScott	v. Bell Post Hill	on	8/12/07
SIXTH WICKET	168	L. WIERZBOWSKI	&	M. SHERIDAN	v. Leopold	on	2/02/08
SEVENTH WICKET	183	A. HOOD	&	A. POTTER	v. North Geelong	on	13/01/96
EIGHTH WICKET	128	G. L. CHISHOLM	&	J. L. TAYLOR	v. Thomson	on	16/02/74
NINTH WICKET	136*	R. WARREN	&	A. DEVLIN	v. Thomson	on	28/11/87
TENTH WICKET	65	A. MERRIMAN	&	S. DESMOND	v. Leopold	on	7/03/87

FIFTH XI

FIRST WICKET	257	G. WHITESIDE	&	C. NELSON	v. Grovedale	on	28/11/92
SECOND WICKET	252	H. WALLACE-SMITH	&	M. WHITE	v. St. Josephs	on	27/01/90
THIRD WICKET	176	B. GILLETT	&	L. MULLER	v. East Belmont	on	16/11/91
FOURTH WICKET	208	D. CAMPIGLI	&	S. DEVLIN	v. Bell Post Hill	on	16/12/89
FIFTH WICKET	171	N. CRANE	&	R. BENNETT	v. Leopold	on	10/02/01
SIXTH WICKET	204	G. OMAN	&	G. BRIGGS	v. Breakwater	on	19/03/77
SEVENTH WICKET	147	R. F. MERRIMAN	&	G. BLACKLEY	v. St. Josephs	on	12/02/83
EIGHTH WICKET	92	C. WARREN	&	Chris CARROLL	v. Bell Post Hill	on	24/02/96
NINTH WICKET	215*	G. CLARK	&	Chris CARROLL	v. Bell Post Hill	on	16/11/96
TENTH WICKET	115*	D. N. ROYCE	&	J. HOWELL	v. St. Josephs	on	23/10/93

SIXTH XI

FIRST WICKET	142	P. LANDERS	&	R. I. JONES	v. Bell Post Hill	on	24/01/81
SECOND WICKET	258*	S. LEWIS	&	I. P. Mc GREGOR	v. St. Josephs	on	1&8/11/97
THIRD WICKET	209	R. SHERINGHAM	&	P. CASS	v. Marshall	on	20/10/79
FOURTH WICKET	145	T. MARSHALL	&	D. MURRAY	v. St. Josephs	on	20/02/93
FIFTH WICKET	266	P. DUFFIELD	&	Graeme NELSON	v. Corio	on	14/01/84
SIXTH WICKET	156	P. MORGAN	&	M. ANDERSON	v. Highton	on	22/01/00
SEVENTH WICKET	152	D. MURRAY	&	S. LEWIS	v. Newcomb & Dist.	on	9/03/02
EIGHTH WICKET	93	S. LEWIS	&	P. MORGAN	v. Grovedale	on	10/03/01
NINTH WICKET	76	A. JAMIESON	&	G. MERRIMAN	v. Murgheboluc	on	12/03/83
TENTH WICKET	96	N. CRANE	&	D. TURNLEY	v. Bell Post Hill	on	8/12/07

SEVENTH XI

FIRST WICKET	101	G. CAMERON	&	J. PEScott	v. Highton	on	22/01/2011
SECOND WICKET	111	R. CORBETT	&	J. PURCELL	v. Modewarre	on	4/12/2010
THIRD WICKET	46	N. CRANE	&	S. LEWIS	v. South Barwon	on	18/12/2011
FOURTH WICKET	68	K. GRAMBEAU	&	J. PURCELL	v. Modewarre	on	12/03/2011
FIFTH WICKET	25	T. MARINELLI	&	D. KIRKLAND	v. Modewarre	on	12/03/2011
SIXTH WICKET	59	R. CORBETT	&	A. FATONE	v. St Peters	on	19/02/2011
SEVENTH WICKET	45	A. SIRGIANNIS	&	Michael KIRKLAND	v. Guild St Marys	on	20/11/2010
EIGHTH WICKET	42	M. DAVIS	&	Michael KIRKLAND	v. Guild St Marys	on	29/01/2011
NINTH WICKET	24	M. DAVIS	&	Michael KIRKLAND	v. South Barwon	on	18/12/2011
TENTH WICKET	32*	K. GRAMBEAU	&	A. FATONE	v. Modewarre	on	13/03/2011



Record Partnerships



PARTNERSHIPS IN EXCESS OF 200 RUNS

290	D. A. SHAW	& P. GILBEY	for the First Wicket in the Thirds	on	1/03/69
271	F. JUST	& L. BYRNE	for the Second Wicket in the Firsts	on	28/02/31
270	L. MULLER	& H. STEPHENSON	for the First Wicket in the Firsts	on	5/01/02
266	P. DUFFIELD	& G. NELSON	for the Fifth Wicket in the Sixths	on	14/01/84
261	R. MITCHELL	& T. D. JARMAN	for the First Wicket in the Seconds	on	4/03/00
258 unfin	S. LEWIS	& I. P. Mc GREGOR	for the Second wicket in the Sixths	on	1&8/11/97
257	G. WHITESIDE	& C. NELSON	for the First Wicket in the Fifths	on	28/11/92
252	H. WALLACE-SMITH	& M. WHITE	for the Second Wicket in the Fifths I	on	27/01/90
248	L. METHERALL	& V. X. HASSETT	for the First Wicket in the Firsts	on	11/12/37
243	P. DUFFIELD	& R. SHERINGHAM	for the Second Wicket in the Fifths	on	9/02/85
240	S. PAYNE	& K. HIGGINS	for the Fourth Wicket in the Thirds	on	19/11/94
236	S. LEWIS	& J. PEScott	for the Fourth Wicket in the Fourths	on	8/12/07
231	S. WELLS	& K. J. TAYLOR	for the First Wicket in the Seconds	on	29/01/83
231	A. MAJOR	& W. ELLIOTT	for the Second Wicket in the Fifths II	on	23/01/88
230	M. COWAN	& D. MURRAY	for the Third Wicket in the Fourths	on	16/11/96
228	M. KELSON	& R. KIDDLE	for the Fourth Wicket in the Firsts	on	6/12/03
226	V. X. HASSETT	& C. PURNELL	for the Fourth Wicket in the Firsts	on	30/01/37
222 unfin	G. WHITESIDE	& P. WHITESIDE	for the First Wicket in the Fifths	on	1/03/86
217	M. MERRIMAN	& D. MURRAY	for the First Wicket in the Seconds	on	26/01/85
215 unfin	G. CLARK	& Chris CARROLL	for the Ninth Wicket in the Fifths	on	16/11/96
214	J. MULROYAN	& G. M. WELLS	for the Fourth Wicket in the Seconds	on	13/03/67
209	R. SHERINGHAM	& P. CASS	for the Third Wicket in the Sixths	on	20/10/79
208	R. I. JONES	& G. BLACKLEY	for the Second Wicket in the Sixths	on	4/10/80
208	D. CAMPIGLI	& S. DEVLIN	for the Fourth Wicket in the Fifths II	on	16/12/88
207	G. RHODES	& S. WELLS	for the First Wicket in the Seconds	on	30/10/76
206	R. KIDDLE	& M. WOOD	for the Fourth Wicket in the Firsts	on	11/03/00
206	R. WARREN	& G. SANDS	for the Second Wicket in the Fifths	on	25/02/89
206	P. SHEAHAN	& A. PATCHING	for the First wicket in the Fourths	on	20/12/08
204	G. OMAN	& G. BRIGGS	for the Sixth Wicket in the Fifths	on	19/03/77
201	M. BOWTELL	& C. J. LYNCH	for the Second Wicket in the Firsts	on	2/02/80
201	A. O'CONNOR	& C. HOCKING	for the First wicket in the Thirds	on	18/11/06



Newtown & Chilwell
Cricket Club Inc.

Celebrating

100 years

1910/11 ~ 2010/11

Bowling Records



Most Wickets in a season all grades



69	R. F. Merriman	in 1963/64	in the Fourths
65	R. F. Merriman	in 1962/63	in the Fourths
65	G. L. Chisholm	in 1982/83	in the Sixths
63	B. Bahr	in 1968/69	in the Seconds
63	G. L. Chisholm	in 1981/82	in the Fifths
62	G. L. Chisholm	in 1980/81	in the Sixths
56	A. G. Schofield	in 1939/40	in the Firsts
52	A. G. Schofield	in 1933/34	in the Firsts



Best Bowling Performances



9 wickets in an inning

R. Hassett	9 for 16	in the Firsts
D. Farey	9 for 20	in the Thirds
J. L. Taylor	9 for 27	in the Fourths
D. Hossack	9 for 29	in the Thirds
H. Davis	9 for 32	in the Sixths
A. Tonkin	9 for 38	in the Seconds
K. Nicholson	9 for 39	in the Firsts
A. Merriman	9 for 39	in the Thirds
M. Rudolph	9 for 39	in the Seconds
B. Shaw	9 for 43	in the Seconds

8 wickets in an inning

B. Bartle	8 for 2	in the Firsts	S. Eason	8 for 40	in the Thirds
G. Briggs	8 for 8	in the Fifths	A. G. Schofield	8 for 41	in the Firsts
R. Tucker	8 for 11	in the Seconds	G. Trevaskis	8 for 41	in the Sixths
B. Flanagan	8 for 11	in the Thirds	W. Griffen	8 for 43	in the Firsts
W. Hurring	8 for 12	in the Thirds	G. P. Wells	8 for 43	in the Firsts
B. Tsitas	8 for 14	in the Firsts	R. F. Merriman	8 for 45	in the Firsts
G. Burch	8 for 17	in the Firsts	J. Ratcliffe	8 for 45	in the Seconds
A. Osborne	8 for 22	in the Fourth	A. O'Connor	8 for 45	in the Fourth
J. Pescott	8 for 22	in the Thirds	S. Holloway	8 for 46	in the Thirds
D. Newman	8 for 23	in the Seconds	A. Balaam	8 for 47	in the Seconds
P. L. Williams	8 for 24	in the Firsts	M. Jackson	8 for 47	in the Seconds
A. Foster	8 for 25	in the Seconds	J. Fisher	8 for 50	in the Seconds
M. Cheatley	8 for 27	in the Thirds	L. Ferguson	8 for 53	in the Seconds
A. Windt	8 for 27	in the Fourth	D. Eskridge	8 for 55	in the Fifth
V. H. Profitt	8 for 28	in the Firsts	V. H. Profitt	8 for 56	in the Firsts
A. McCartney	8 for 28	in the Fourth	D. Mc Cabe-Doyle	8 for 56	in the Firsts
J. Ratcliffe	8 for 28	in the Fifth	M. Russell	8 for 58	in the Seconds
A. Jefferies	8 for 29	in the Firsts	B. Bahr	8 for 58	in the Fifth
B. Bahr	8 for 30	in the Fifth	D. Farey	8 for 59	in the Fourth
G. P. Wells	8 for 32	in the Firsts	G. Andrews	8 for 60	in the Firsts
G. P. Wells	8 for 34	in the Firsts	B. Fleet	8 for 68	in the Seconds (semi)
A. McCartney	8 for 34	in the Thirds	M. Suvoltos	8 for 74	in the Fourth
L. Reid	8 for 35	in the Seconds	A. G. Schofield	8 for 78	in the Firsts
A. Merriman	8 for 37	in the Thirds	D. McQueen	8 for 84	in the Thirds
			M. Donaghy	8 for 113	in the Seconds



300 wickets or more

for the Club in all elevens

TOTAL		1sts	2nds	3rds	4ths	5ths	6ths	7ths	TOTAL
727	Greg WELLS	574	5	112	27	3	6		727
701	Graeme CHISHOLM			2	125	265	309		701
555	Alan MERRIMAN		125	127	182	114	7		555
551	Bob MERRIMAN	372	5		145	17	12		551
473	George SCHOFIELD	473							473
411	Brenton BAHR	12	168	72	33	122	4		411
391	Barry SHAW	256	114	19	2				391
386	John L. TAYLOR			15	197	121	53		386
380	Dennis FAREY		10	203	144	23			380
369	George BRIGGS	1	21	79	59	169	40		369
354	Vic H PROFITT	303		51					354
351	Brian EDWARDS	351							351
314	Morrie RUSSELL	3	293	18					314



200 wickets or more

for the Club in all elevens

TOTAL		1sts	2nds	3rds	4ths	5ths	6ths	7ths	TOTAL
281	Ian SIMPSON	7	141	86	47				281
280	Allan WELLS	108	79	59	7	22	5		280
279	Tom CLINCH		14	123	142				279
274	Graeme TAYLOR	2	34	144	47	43	0	4	274
258	Anthony DEVLIN		5	98	98	35	22		258
255	Ian HASTIE	15	193	10	28	6	3		255
255	Paul SMITH		2	96	86	63	8		255
250	Tim LUDOWYK	102	119	20	9				250
246	Allan FOSTER	1	79	26	78	44	18		246
236	Arch TUCKER		77	107	52				236
221	Warwick HADFIELD				15	109	97		221
218	Matthew SUVOLTOS		25	21	134	15	22	1	218
214	Robert DICKSON	2	48	143	21				214
212	Gavin CASTLE	212							212
208	K John TAYLOR	14	112	31	45	1	5		208
207	Geoff PRIDDLE		2	52	83	70			207
203	Roger LANE			11	54	93	45		203
202	Gavan CLARK		28	10	27	134	3		202



150 wickets or more

for the Club in all elevens

TOTAL		1sts	2nds	3rds	4ths	5ths	6ths	7ths	TOTAL
199	Tony JEFFERIES	179	3	3	11	3			199
198	Dev ROYCE	50	134	8		3	3		198
193	Greg TREVASKIS		1	58	79	43	12		193
185	Darren FLEET	52	125	8			0		185
185	Keith MEANEY	179	6						185
185	Craig WARREN				81	101	3		185
185	Peter CRICHTON	185							185
176	Adam WISEMAN	24	39	49	27	37			176
173	Scott MULLEN	94	60	10		9			173
171	Scott HUCKER	171							171
171	John LAMB	75	81	15					171
166	Chris CARROLL				15	146	5	0	166
166	David MURRAY	3	27	22	84	13	17		166
164	Simon RAU	35	47	20	30	29	3		164
163	Reg LUSCOMBE		20	29	114				163
162	Gary BENT	11	133	18					162
160	Tony GOVE		86	48	6	20			160
159	Ben JACKSON			37	52	36	30	4	159
157	Denis HICKLETON	26	111	9	6	5			157
157	Frank TUSKES		8	54	92	2	1		157
156	Gavin NELSON	76	50	14	8	8			156
156	Richard DALTON		38	34	49	32	3		156
151	David BOYANTON	25	65	27	28	6			151
151	Michael COX	47	60	36		8			151



100 wickets or more

for the Club in all elevens

TOTAL		1sts	2nds	3rds	4ths	5ths	6ths	7ths	TOTAL
148	Adam O'CONNOR		6	35	57	25	25		148
147	Adam WOOLLETT		6	55	56	9	21	0	147
146	Robert THOMPSON	82	61	2	1				146
143	Brad FLEET	26	97		2	18			143
142	Chris HOCKING		1	12	58	71			142
137	Matt RUDOLPH	90	42			2	3		137
135	Arch TONKIN		135						135
134	Angelo FATONE				3	70	57	4	134
133	J.GROVES		53	71	9				133
133	Gerry DALTON			3	1	72	57		133
132	James HADFIELD				22	73	32	5	132
132	Nathan CLARK				19	86	27		132
129	Robert TUCKER	14	83	31	1				129
128	Jeff FISHER	63	57			3	5		128
126	Paul SHEAHAN	48	15	27	12	10	14		126
124	D. BLAIR	30	57	16	21				124
122	Lucas FRIEND		18	72	31	1			122
122	Brett BENTLEY			61	24	10	27		122
121	Phillip TWADDLE	48	44		12		17		121
120	Wayne HOOD	11	8	17	52	27	5		120
119	K. HERNAN			12	107				119
118	Russell JONES				34	42	42		118
118	John McDONALD				3	108	7		118
118	Barry TSITAS	118							118
117	John MULROYAN	10	21	70	16				117
117	Andrew BISHOP				8	18	91		117
115	Adrian WINDT	2	23	50	31	1	8		115
112	Luke SHARRY		50	54	8				112
112	Matthew JACKSON	8	62	25	17				112
111	Simon ELLIS		4	26	48	27	6		111
110	Neville CRANE	6	12	3	54	33	2		110
110	Tim D. JARMAN	17	93						110
107	D. FERGUSON		9	73	25				107
107	James RATCLIFFE	1	17		8	75	6		107
106	Len REID	76	30						106
105	Ben TAYLOR				43	45	13	4	105
104	Phillip MORGAN		7	22	14	38	23		104
101	Luke MULLER	56	15	8	22				101
100	Frank MEEK	100							100



50 wickets or more

for the Club in all elevens

TOTAL	1sts	2nds	3rds	4ths	5ths	6ths	7ths	TOTAL
99	David McTAGGART	1	77	8	13			99
98	Barry FLANAGAN		1	27	27	39	4	98
97	Frank DAWBER		3	5	89			97
97	Chris FAYERS	67	25			5		97
96	Noel LINDSAY		1	95				96
94	Des McCABE-DOYLE	94						94
94	Frank ADDISON	94						94
92	Stephen WELLS	36	26	12	6	6	6	92
92	Jack HIRST	92						92
90	Mark ANDERSON					5	85	90
90	Lindsay CAMERON	90						90
90	Jack JAMES	90						90
89	Vin X. HASSETT	89						89
88	Craig SING			6	21	28	33	88
88	Andy RICHARDSON	6	47	23	6	6		88
88	M. DAVIDSON			55	33			88
87	Peter STEVEN	9	27	8	2	40	1	87
86	Brendan DOOLEY	6	43	6	18	3	10	86
85	Carson CARROLL		81	4				85
84	Adam WRIGHT		56	12	15	1		84
84	Jim ALEXIADES	4	66	9	5			84
84	Shannan GOVE	22	37	7	1	17		84
83	David BARNES	1	5	65	7	5		83
82	Peter MOORE	18	27	37				82
81	Jim DICKSON			25	41	15		81
81	Brad STACEY	64	10	7				81
81	Duncan SMITH			30	47	4		81
80	Adam LAVARS		2	46	6	26		80
80	Mike MITTON	80						80
80	Zac STOKES			5	65	9	1	80
79	David HINCHLIFFE	54	23	2				79
79	Murray HUNTER	3	61	10	5			79
79	J. COPE			79				79
78	Stephen LUNN	9	39	8	11	2	9	78
78	Geoff BURCH	73	5					78
78	Bryce KELAART				78			78
77	Trevor SMITH					5	72	77
77	B. IVERMEE		7		70			77
76	Brad RIXON		1	12	57	6		76
76	Paul WEST		7	24	16	25	4	76
75	Kerry WOODMAN			4	70	1		75
74	Frank FEGAN	74						74
73	Robert BLACKMAN				73			73
73	Rob ETCHELLES			49	24			73
73	Jacob SIMONSEN		15	22	15	20	1	73
73	Terry HICKEY			16	50		5	73
72	David RIAL	4	30	29	6	3		72
72	Darren ESKRIGGE	0	24	13		35		72
70	Rod COULSON						70	70
68	Don BARTON				2	32	34	68



50 wickets or more

for the Club in all elevens

TOTAL	1sts	2nds	3rds	4ths	5ths	6ths	7ths	TOTAL
68	68							68
67		13	52	2				67
66		4	39	23				66
66			53	13				66
65	65							65
65		49	16					65
65			65					65
65			23	22	20			65
64	18	30	12	4	0			64
64	64							64
64		13	33	18	0			64
63				2	21	40		63
63			3	47	13			63
62				22	40	0		62
62			55		7			62
62	62							62
62			1	46	15			62
61		2	21	32	6			61
60	0	21	36	3				60
60				60				60
59	53	6						59
59	50				9			59
59	49	10						59
59	59							59
59	59							59
59	7	22	14	16				59
58	58							58
58		29	29					58
58				58				58
57			6	30	17	4		57
56		1	32	9	12	2		56
56		15	16	8		17		56
55	55							55
54					51	3		54
54	4	22	1	19	3	5		54
53			1	33	14	5		53
53	53							53
53		1	4	31		17		53
52	52							52
52			52					52
51	51							51
51	12	21	4		11	3		51
51		2	7	6	2	34		51
50		11	26	5	5	3		50
50	20	6	6	18		0		50



10 wickets or more in a match



15 for 119	- D. Mc CABE-DOYLE	(8/58, 7/61)	versus	Ford Motor Company	on 6/ 3/37 in the Firsts
14 for 50	- B. BAHR	(8/30, 6/20)	versus	North. Geelong	on 9/12/78 in the Fifts
14 for 95	- V. H. PROFITT	(8/56, 6/39)	versus	Ford Motor Company	on 29/11/41 in the Firsts
13 for 27	- A. OSBORNE	(8/22, 5/5)	versus	City	in January 1961 in the Fourth
13 for 30	- D. Mc TAGGART	(7/23, 6/7)	versus	City	on 28/10/78 in the Seconds
13 for 74	- A. JEFFERIES	(5/45, 8/29)	versus	East Belmont	in February 1991 in the Firsts
12 for 31	- T. CLINCH	(5/9, 7/22)	versus	Chanel College	in Dec. 1966 in the Fourth
12 for 48	- B. BAHR	(7/36, 5/12)	versus	Geelong West	in Dec. 1968 in the Seconds
12 for 48	- A. MERRIMAN	(9/39, 3/9)	versus	North Geelong	in Oct. 1978 in the Third
12 for 54	- A. G. SCHOFIELD	(6/30, 6/24)	versus	Lara	on 14/10/50 in the First
12 for 59	- V. H. PROFITT	(6/36, 6/23)	versus	International Harvester	on 6/1/40 in the First
12 for 59	- I. SIMPSON	(6/10, 6/49)	versus	Thomson	in Dec. 1966 in the Fourth
12 for 63	- D. FAREY	(5/28, 7/35)	versus	Thomson	in November 72 the Fourth
12 for 65	- A. Mc CARTNEY	(8/28, 4/37)	versus	Thomson	in 1980/81 in the Fourth
12 for 65	- G. TREVASKIS	(4/24, 8/41)	versus	Murgheboluc	in Nov. 1979 in the Sixth
12 for 67	- K. NICHOLSON	(9/39, 3/28)	versus	Fords	on 14/2/42 in the First
12 for 67	- A. TONKIN	(9/38, 3/29)	versus	West	in March 1952 in the Seconds
12 for 84	- C. WARREN	(7/38, 5/46)	versus	North Geelong	on Nov 26, Dec 3 1994 in the Fifth
12 for 98	- D. BOYANTON	(7/50, 5/48)	versus	Manifold Heights	in January 2004.
11 for 5	- K. HERNAN	(6/1, 5/4)	versus	Corio	in Oct. 1955 in the Fourth
11 for 16	- G. PRIDDLE	(6/4, 5/12)	versus	Geelong City	in Nov. 1980 in the Fourth
11 for 33	- J. LOWTHIAN	(7/4, 4/29)	versus	Excelsior.Mills	in 1940/41 in the First
11 for 40	- P. L. WILLIAMS	(8/24, 3/16)	versus	North. Geelong	in April 1929 in the First
11 for 41	- L. REID	(8/35, 3/6)	versus	Geelong City	in Feb. 1957 in the Seconds
11 for 42	- R. LUSCOMBE	(5/34, 6/8)	versus	Chanel College	on 6/11/65 in the Fourth
11 for 43	- A. FOSTER	(5/30, 6/13)	versus	Leopold	in 1981/82 in the Fourth
11 for 46	- B. TAYLOR	(4/31, 7/15)	versus	Newcomb District	on 13/2/99 in the Fifth
11 for 47	- G. De GOLDI	(6/25, 5/22)	versus	Geelong City	in Feb. 1960 in the Fourth
11 for 58	- D. HINCHLIFFE	(6/26, 5/32)	versus	South. Barwon	on 1/2/60 in the First
11 for 58	- D. ESKRIGGE	(6/39, 5/19)	versus	East Belmont	in Feb. 1990 in the Fifth II
11 for 59	- N. CRANE	(7/24, 4/35)	versus	Geelong City	in Nov. 1964 in the Fourth
11 for 66	- M. RUSSELL	(5/38, 6/28)	versus	Leopold	in Nov. 1958 in the Seconds
11 for 66	- T. J. LUDOWYK	(7/26, 4/40)	versus	North Shore	in 1982/83 in the Seconds
11 for 71	- J. L. TAYLOR	(9/27, 2/44)	versus	Geelong West	in Dec. 1969 in the Fourth
11 for 72	- R. F. MERRIMAN	(4/56, 7/16)	versus	Corio	in Nov. 1963 in the Fourth
11 for 86	- S. HOLLOWAY	(8/46, 3/40)	versus	East Belmont	in 1981/82 in the Third
11 for 102	- V. H. PROFITT	(5/38, 6/64)	versus	Corio	in Feb. 1953 in the Third
11 for 106	- B. FLEET	(5/28, 6/78)	versus	Geelong Cement	in Oct/Nov 1999 in the Fifth
10 for 24	- R. LUSCOMBE	(7/12, 3/12)	versus	Chanel College	in Jan. 1966 in the Third
10 for 28	- A. FOSTER	(4/19, 6/9)	versus	Corio	in Nov. 1968 in the Seconds
10 for 32	- P. SHEAHAN	(4/14, 6/18)	versus	Geelong West	in 1980/81 in the Third
10 for 32	- A. WOOLLETT	(5/19, 5/13)	versus	Bell Post Hill	in round 3, '93/94 in the Sixth
10 for 33	- J. BOWDEN	(5/15, 5/18)	versus	GWC&FC	in Oct 1950 in the Fourth
10 for 35	- G. BRIGGS	(8/8, 2/27)	versus.	Leopold	in March 1976 in the Fifth
10 for 36	- D. FAREY	(5/8, 5/28)	versus	East Belm.ont	on 9/10/71 in the Fourth
10 for 37	- C. Mc KENZIE	(5/12, 5/25)	versus	North Shore	in Nov. 1983 in the Third
10 for 38	- M. RUSSELL	(6/13, 4/25)	versus	North Shore	in Dec. 1949 in the Third
10 for 42	- G. TREVASKIS	(4/13, 6/20)	versus	Geelong City	on 11/11/72 in the Third
10 for 43	- B. KELAART	(7/14, 3/29)	versus	St. Josephs	in Oct 1967 in the Fourth
10 for 43	- G. BENT	(6/17, 4/26)	versus	Chanel College	in Oct 1970 in the Fourth
10 for 44	- D. FAREY	(6/9, 4/35)	versus	Thomson	in Oct 1970 in the Fourth
10 for 45	- T. BOWTELL	(6/16, 4/29)	versus	North Shore	3/11/73 in the Seconds
10 for 45	- A. MERRIMAN	(4/28, 6/17)	versus	Lara	in Feb. 1999 in the Fourth
10 for 46	- P. HIRST		versus	South Barwon	Feb 1960 in the Seconds
10 for 53	- G. BRIGGS	(7/32, 3/21)	versus	Breakwater	in Dec 1976 in the Fifth
10 for 54	- G. L. CHISHOLM	(3/30, 7/24)	versus	Murgheboluc	in 1982/83 in the Sixth
10 for 55	- R. LANE	(7/18, 3/37)	versus	Geelong West	on 2/2/85 in the Fourth
10 for 56	- B. IVERMEE	(4/19, 6/37)	versus	Lara	in Dec 1968 in the Fourth
10 for 57	- M. CHEATLEY	(8/27, 2/30)	versus	Leopold	on 31/10/87 in the Third
10 for 60	- B. IVERMEE	(3/31, 7/29)	versus	St. Josephs	Oct 1967 in the Fourth
10 for 61	- B. BAHR	(6/19, 4/42)	versus	Geelong City	in Nov 1968 in the Seconds
10 for 65	- R. HARRIS	(5/37, 5/28)	versus	Highton	in March 1949 in the Third
10 for 67	- R. F. MERRIMAN	(6/42, 4/25)	versus	Corio	in March 1961 in the First
10 for 67	- S. HUCKER	(7/25, 3/42)	versus	Grovedale	on 14/3/98 in the First
10 for 76	- A. WISHART	(5/26, 5/50)	versus	Thomson	in 1982/83 in the Fifth
10 for 81	- R. F. MERRIMAN	(7/53, 3/28)	versus	Geelong City	in March 1963 in the Fourth
10 for 82	- A. WISEMAN	(6/58, 4/24)	versus	Manifold Heights	in October 2002 in the Third
10 for 85	- R. F. MERRIMAN	(7/50, 3/35)	versus	Chanel College	in March 1964 in the Fourth
10 for 88	- B.J. EDWARDS	(4/32, 6/56)	versus	Thomson	in March 1980 in the First
10 for 90	- V. H. PROFITT	(7/60, 3/30)	versus	North Geelong	in March 1936 in the First
10 for 127	- A. G. SCHOFIELD		versus	CYMS	in Oct 1947 in the First
10 for 141	- P. CRICHTON	(7/56, 3/85)	versus	Geelong City	in March 1956 in the First
10 for 169	- R. TUCKER	(6/69, 4/100)	versus		in March 1969 in the Third



7 wickets or more in an inning



Since 1910/11 a total of 275 bowling performances of seven wickets or better in an innings have been recorded.

The total is divided into; 55 in the First XI
37 in the Second XI
39 in the Third XI
48 in the Fourth XI
29 in the Fifth XI
16 in the Sixth XI
47 in the Juniors

Of the 213 senior seven wicket performances Greg Wells with nine (all in the 1st XI) leads the list of multiple seven wicket takers.

Others include: 7 R. F. Merriman, G. L. Chisholm
6 J. L. Taylor
5 A. G. Schofield, V. H. Profitt, C. Warren
4 B. J. Edwards, G. Briggs, B. Bahr, D. Farey, B. Ivermee

FIRST BOWLERS TO TAKE 7 WICKETS IN EACH ELEVEN

FIRSTS G. SMART 9 for 73 versus South Geelong on 10/02/12
SECONDS A. TONKIN 9 for 38 versus Geelong West on 10/03/52
THIRDS D. HOSSACK 9 for 29 versus Lara on 28/01/50
FOURTHS F. DAWBER 7 for 11 versus Wallington on 15/12/51
FIFTHS J. L. TAYLOR 7 for 16 versus Geelong West in 1976/77
SIXTHS R. COULSON 7 for 53 versus Geelong West on 21/10/78
JUNIORS G. GRUNDELL 8 for 71 versus GWFC in Just Shield U/15 on 9/02/57

SEVEN WICKETS IN A GRAND FINAL

FIRSTS P. L. WILLIAMS took 8/24 versus North Geelong in 1928/29
FOURTHS R. F. MERRIMAN took 7/50 versus Chanel College in 1963/64
FIFTHS P. SMITH took 7/61 versus Grovedale in 1999/2000.

CONSECUTIVE SEVEN WICKET HAULS

FIRSTS D. Mc CABE DOYLE took a club record 7/61 and 8/58 in the one game against Fords on 6/03/37
A. G. SCHOFIELD took 8/41 (on debut) then 7/58 in rounds 1 and 2 of season 1933/34.
SECONDS J. FISHER took 7/52 (including hat trick) versus Grovedale in round 4
and 8/50 against South Barwon in round 5 of season 1989/90
THIRDS W. HURRING took 7/13 (including hat trick) against CYMS and then 8/12 (5 wickets in 5 balls)
against Valley Mills in consecutive games of season 1951/52.
SIXTHS G. L. CHISHOLM took 7/69 versus Bell Post Hill on 24/1/81 and 7/30 versus East Belmont on 26/1/81.

SEVEN WICKETS and a HAT TRICK

SECONDS J. FISHER took 7/52 including a hat trick versus Grovedale on 25/11/90
THIRDS W. HURRING took 7/13 including a hat trick versus CYMS on 2/2/52.
W. HURRING took 8/12 including five wickets in five balls versus Valley Mills on 23/2/52
FOURTHS B. KELAART took 7/41 including a hat trick versus GWFC on 20/2/65
R. LANE took 7/18 including a hat trick versus Geelong West on 26/1/85
SIXTHS G. L. CHISHOLM took 7/23 including a hat trick versus APCCC on 10/12/83
W. HADFIELD took 7 for 26 including **two hat tricks** versus Newcomb & District on 11/12/99.

SEVEN WICKETS on DEBUT

E. Opie took 7for 26 on debut against Geelong West in round two 1912/13.

George Schofield was the third player to debut with a seven wicket performance. In October 1933 he took 8/41 in his first game with the club.

The only incidence of a player taking all ten wickets in an innings occurred on 5/12/70 when **P. Maxwell** took 10 for 28 against Breakwater in the Under 16 McCarthy Shield.



7 wickets or more in an inning



FIRST XI

9 wickets	- R. HASSETT - K. NICHOLSON - G. SMART	9 for 16 9 for 39 9 for 73
8 wickets	- G. P. WELLS - A. G. SCHOFIELD - V. H. PROFITT - B. BARTLE - G. BURCH - P. CRICHTON - W. GRIFFEN - R. F. MERRIMAN - D. Mc CABE-DOYLE - G. ANDREWS - P. L. WILLIAMS - A. JEFFERIES - B. TSITAS	8 for 32, 8 for 34, 8 for 43 8 for 41, 8 for 78 8 for 28, 8 for 56 8 for 2 8 for 17 8 for 34 8 for 43 8 for 45 8 for 56 8 for 61 8 for 24 8 for 29 8 for 14
7 wickets	- G. P. WELLS - B. J. EDWARDS - P. CRICHTON - A. G. SCHOFIELD - S. HUCKER - J. LOWTHIAN - F. C. ADDISON - K. MEANEY - G. SMART - E. OPIE - L. CAMERON - V. H. PROFITT - J. HIRST - D. Mc CABE-DOYLE - B. Mc ARTHUR - B. BAHR - J. WAINWRIGHT - R. F. MERRIMAN	7 for 31, 7 for 32, 7 for 45, 7 for 47, 7 for 53, 7 for 53. 7 for 33, 7 for 47, 7 for 55, 7 for 65 7 for 25, 7 for 46, 7 for 56 7 for 38, 7 for 58, 7 for 61 7 for 25, 7 for 14, 7 for 43 7 for 4, 7 for 89 7 for 68, 7 for 83 7 for 71, 7 for 16 7 for 69, 7 for 47 7 for 26 (on debut) 7 for 15 7 for 60 7 for 14 7 for 61 7 for 36 7 for 18 7 for 55 7 for 35

SECOND XI

9 wickets	- A. TONKIN - B. SHAW - M. RUDOLPH	9 for 38 9 for 43 9 for 39
8 wickets	- R. TUCKER - D. NEWMAN - A. FOSTER - L. REID - A. BALAAM - J. FISHER - L. FERGUSON - M. RUSSELL - M. DONAGHY - J. RATCLIFFE	8 for 11 8 for 23 8 for 25 8 for 35 8 for 47 8 for 50 8 for 53 8 for 58 8 for 113 8 for 45
7 wickets	- I. GUNN - T. J. LUDOWYK - M. RUSSELL - B. BAHR - D. Mc TAGGART - W. GRIFFEN - M. HUNTER - D. HINCHLIFFE - R. TUCKER - J. ALEXIADES - B. SHAW - P. SHEAHAN - A. RICHARDSON - J. FISHER - B. FLEET - S. RAU - D. FLEET - D. BOYANTON - M. SUVOLTOS - S. MULLEN - M. JACKSON	7 for 19, 7 for 33 7 for 26, 7 for 31 7 for 29, 7 for 69 7 for 36, 7 for 30 7 for 23 7 for 26 7 for 26 7 for 37 7 for 43 7 for 47 7 for 52 7 for 86 7 for 27 7 for 52 8 for 68 7 for 33 7 for 30 7 for 50 7 for 46 7 for 39 8 for 47

THIRD XI

9 wickets	- D. FAREY - D. HOSSACK - A. MERRIMAN	9 for 20 9 for 29 9 for 39
8 wickets	- B. FLANAGAN - W. HURRING - M. CHEATLEY - A. Mc CARTNEY - A. MERRIMAN - D. Mc QUEEN - S. HOLLOWAY - J. PEScott - S. EASON	8 for 11 8 for 12 8 for 27 8 for 34 8 for 37 8 for 44 8 for 46 8 for 22 8 for 40
7 wickets	- V. H. PROFITT - G. N. TAYLOR - M. KERGER - G. BENT - W. HURRING - J. GROVES - T. CLINCH - J. COPE - M. TAYLOR - J. WAINWRIGHT - C. NELSON - R. DICKSON - R. TUCKER - W. KNOPP - G. BLACKLEY - D. SMITH - A. TUCKER - W. HOOD - A. WELLS - P. ANDJELKOVIC - W. THORNTON - S. HOLLOWAY - A. WISEMAN - S. RAU - M. JACKSON	7 for 40, 7 for 50 7 for 66, 7 for 25 7 for 12 7 for 12 7 for 13 7 for 16 7 for 20 7 for 22 7 for 31 7 for 33 7 for 35 7 for 41 7 for 43 7 for 45 7 for 48 7 for 49 7 for 51 7 for 51 7 for 51 7 for 57 7 for 69 7 for 78 7 for 58 7 for 51 7 for 47



7 wickets or more in an inning



FOURTH XI

9 wickets	- J. L. TAYLOR	9 for 27
8 wickets	- A. OSBORNE	8 for 22
	- A. WINDT	8 for 27
	- A. Mc CARTNEY	8 for 28
	- D. FAREY	8 for 59
	- J. RATCLIFFE	8 for 28
7 wickets	- R. F. MERRIMAN	7 for 16, 7 for 33, 7 for 36, 7 for 50, 7 for 60
	- B. IVERMEE	7 for 29, 7 for 52, 7 for 58, 7 for 60
	- R. LUSCOMBE	7 for 12, 7 for 23, 7 for 53
	- J. L. TAYLOR	7 for 16, 7 for 23, 7 for 36
	- D. FAREY	7 for 10, 7 for 35
	- F. DAWBER	7 for 11, 7 for 48
	- B. KELAART	7 for 14, 7 for 42
	- G. PRIDDLE	7 for 48, 7 for 95
	- A. TUCKER	7 for 39, 7 for 45
	- M. SUVOLTOS	7 for 75, 8 for 74
	- G. MORGAN	7 for 12
	- D. SMITH	7 for 15
	- R. LANE	7 for 18
	- I. HASTIE	7 for 20
	- T. CLINCH	7 for 22
	- N. CRANE	7 for 24
	- R. ALSOP	7 for 35
	- W. HOOD	7 for 43
	- F. TUSKES	7 for 47
	- A. JEFFERIES	7 for 53
	- B. FLANAGAN	7 for 51
	- A. O'CONNOR	7 for 58
	- G. TAYLOR	7 for 77
	- C. WARREN	7 for 66
	- A. WOOLLETT	7 for 64
	- J. TENABEL	7 for 57
	- B. FLEET	7 for 59
	- P. BROWN	7 for 21
	- B. BAHR	7 for 39
	- A. WOOLLETT	7 for 25
	- A. MERRIMAN	7 for 25
	- J. L. TAYLOR	7 for 16
	- G. BLACKLEY	7 for 21
	- J. CLOWSE	7 for 18
	- A. WISEMAN	7 for 51
	- P. SMITH	7 for 61

FIFTH XI

8 wickets	- B. BAHR	8 for 30, 8 for 58
	- G. BRIGGS	8 for 8
	- D. ESKRIGGE	8 for 55
	- John Mc DONALD	8 for 37
	- A. O'CONNOR	8 for 45
7 wickets	- C. WARREN	7 for 18, 7 for 35, 7 for 38, 7 for 74
	- G. L. CHISHOLM	7 for 45, 7 for 92, 7 for 44
	- G. BRIGGS	7 for 32, 7 for 35
	- G. DALTON	7 for 101, 7 for 33
	- B. TAYLOR	7 for 15, 7 for 18

SIXTH XI

9 wickets	- H. DAVIS	9 for 32
8 wickets	- G. TREVASKIS	8 for 41
7 wickets	- G. L. CHISHOLM	7 for 23, 7 for 24, 7 for 30, 7 for 69
	- M. ANDERSON	7 for 38, 7 for 30, 7 for 53
	- J. L. TAYLOR	7 for 28
	- G. BRIGGS	7 for 33
	- C. SING	7 for 52
	- R. COULSON	7 for 53
	- R. LANE	7 for 105
	- W. HADFIELD	7 for 36
	- N. CLARK	7 for 31
	- A. FATONE	7 for 24



5 wickets or more in an inning



FIRST XI	TOTAL	BEST
A. G. SCHOFIELD	34	8/41(debut)
G. P. WELLS	29	8/32
R. F. MERRIMAN	23	8/45
V. H. PROFITT	20	8/28
B. J. EDWARDS	18	7/33
S. HUCKER	10	7/14
B. SHAW	9	6/27
D. Mc CABE-DOYLE	8	8/56
P. CRICHTON	8	8/34
G. CASTLE	8	6/20
F. C. ADDISON	7	7/86
B. TSITAS	6	8/14
G. SMART	5	9/73 (all 1911/12)
A. JEFFERIES	5	8/29
J. JAMES	4	6/41
J. HIRST	4	7/14
K. MEANEY	4	7/16
M. RUDOLPH	3	5/55
J. LOWTHIAN	3	7/4
M. MITTON	3	6/40
K. NICHOLSON	3	9/39
D. ORCHARD	3	6/66
J. ROSS	3	5/17
R. SPARK	3	6/40
J. WAINWRIGHT	3	7/55
D. HINCHLIFFE	3	6/26
C. FAYERS	3	6/53
B. STACEY	3	5/31
E. OPIE	2	7/26 (1912/13) debut
C. J. LYNCH	2	5/19
V. X. HASSETT	2	5/41
R. HASSETT	2	9/16
T. A. DAVID	2	5/30
P. L. WILLIAMS	2	8/24
F. MEEK	2	5/32
C. HARRIS	2	5/12
P. SHEAHAN	2	5/27
C. DAGNALL	2	5/42
G. ANDREWS	2	8/61
J. FISHER	2	5/33
S. MULLEN	2	5/40
A. DAVID	1	5/39 (1910/11)
E (Ted). RANKIN	1	5/25 (1910/11)
C. COUSINS	1	6/14 (1911/12)
R. THOMPSON	1	5/35
J. MADDERN	1	6/16
F. MILES	1	5/87
B. MORGAN	1	5/23 (debut)
E. Mac ARTHUR	1	7/36
G. OMAN	1	5/42
B. OVER	1	6/51
L. REID	1	6/86
J. SMALES	1	5/27
B. BAHR	1	7/18
B. BARTLE	1	8/2
M. BOWTELL	1	5/23
G. BURCH	1	8/17
L. CAMERON	1	7/15
J. COOMBER	1	5/27
L. FERGUSON	1	5/34
W. GOODLEW	1	6/32
W. GRIFFEN	1	8/43
C. HARRIS	1	5/12
H. HASSETT	1	6/25
V. HORNSEY	1	5/47
W. KNOX	1	6/67
J. LAMB	1	5/63
T. J. LUDOWYK	1	5/21
P. TWADDLE	1	5/14
A. WELLS	1	6/14
B. NUNN	1	5/79
M. COX	1	5/48 (debut)
L. MULLER	1	5/22
C. FEATHERSTON	1	5/43
J. MULLER	1	6/74
D. FLEET	1	6/41
T. MATTHEWS	1	5/20 (debut)
S. RAU	1	5/53
D. BOYANTON	1	5/39
P. LYNCH	1	5/82

SECOND XI	TOTAL	BEST
M. RUSSELL	12	8/58
B. BAHR	12	7/30
B. SHAW	7	9/43
R. TUCKER	6	8/11
T. LUDOWYK	6	7/26
K. J. TAYLOR	6	6/10
Carson CARROLL	6	6/9

SECOND XI	TOTAL	BEST
G. BENT	6	6/17
J. FISHER	6	8/50
B. FLEET	6	8/68
A. TONKIN	5	9/38
A. MERRIMAN	5	6/43
D. FLEET	5	7/30
Dev ROYCE	5	6/60
A. BALAAM	4	8/47
A. FOSTER	4	8/25
I. SIMPSON	4	5/13
T.D. JARMAN	4	5/30
I HASTIE	4	6/27
S. MULLEN	3	7/39
D. BOYANTON	3	7/50
D. Mc TAGGART	3	7/23
A. MITCHELL	3	6/17
I. HOCKING	3	5/16
J. CHAPMAN	3	6/31
L. FERGUSON	3	8/53
M. HUNTER	3	7/26
D. NEWMAN	3	8/23
M. DONAGHY	3	8/113
R. THOMPSON	3	6/25
L. BRENNAN	3	6/20
A. GOVE	3	6/52
M. RUDOLPH	2	9/39
P. SHEAHAN	2	7/86
A. WISHART	2	6/10
J. PHILLIPS	2	6/66
W. GRIFFEN	2	7/26
I. COOMBER	2	5/25
G. Mc CALLUM	2	5/28
L. REID	2	8/35
I. GUNN	2	7/19
J. ALEXIADES	2	7/47
A. RICHARDSON	2	7/27
D. HICKLETON	2	6/68
B. DOOLEY	2	5/51
Gavin NELSON	2	6/85
D. RIAL	2	5/41
J. TEAGUE	2	5/27
S. RAU	2	7/33
A. WISEMAN	2	6/104
P. HIRST	2	
C. FAYERS	1	6/35
A. WELLS	1	5/24
G. DUTTON	1	5/24
S. MATTHEWS	1	5/24
J. LUKE	1	5/34
P. TWADDLE	1	6/33
B. HOLDEN	1	5/22
W. KNOP	1	5/56
R. F. MERRIMAN	1	5/41
J. LUDOWYK	1	5/85
G. RHODES	1	5/62
E. Mac ARTHUR	1	5/66
D. BLAIR	1	5/39
J. LAMB	1	5/32
D. VAUGHAN	1	5/37
W. HOOD	1	5/9
G. M. WELLS	1	5/26
R. JEWELL	1	5/15
J. GROVES	1	5/32
J. MATTHEWS	1	5/32
STONEHOUSE	1	5/36
G. ROMNEY	1	5/24
D. HINCHLIFFE	1	7/37
B. HENDERSON	1	5/28
A. C. MARSHALL	1	5/27
S. TAYLOR	1	5/47
D. HYLAND	1	5/79
N. CRANE	1	6/56
T. BOWTELL	1	6/16
S. LUNN	1	5/20
T. DAVIES	1	5/41
R. DALTON	1	5/41
G. OMAN	1	6/48
M. TRELOAR	1	5/37
Toby SMITH	1	5/49
M. COX	1	5/51
M. BARKLEY	1	5/34
A. WRIGHT	1	6/4
M. SUVOLTOS	1	7/46
M. JACKSON	1	8/47
J. SIMONSEN	1	5/93
J. SHEAHAN	1	5/41
J. RATCLIFFE	1	8/45
A. HICKEY	1	5/29
D. DENNY	1	5/22



5 wickets or more in an inning



THIRD XI			THIRD XI			FOURTH XI		
	TOTAL	BEST		TOTAL	BEST		TOTAL	BEST
D. FAREY	10	9/20	C. HILL	1	5/48	M. WHOLOHAN	1	5/13
V. H. PROFITT	6	7/40	G. JOHNSTONE	1	5/44	G. BLACKLEY	1	5/68
A. TUCKER	6	7/51	G. PRIDDLE	1	5/29	B. DOOLEY	1	5/37
A. MERRIMAN	5	9/39	P. MORGAN	1	5/28	C. SING	1	5/12
R. DICKSON	5	7/41	G. BLACKLEY	1	7/48	A. Mc CARTNEY	1	8/28
J. LUDOWYK	5	6/24	A. WISHART	1	6/60	A. CONNELLY	1	5/20
G. N. TAYLOR	5	7/25	A. FOSTER	1	6/27	G. P. WELLS	1	6/25
L. FRIEND	5	6/42	A. Mc CARTNEY	1	8/34	D. MASON	1	5/42
A. DEVLIN	4	6/74	M. HOSKING	1	5/25	G. YOUNG	1	5/55
P. SMITH	4	6/63	R. ETHELLE	1	6/69	C. BLACKMAN	1	5/33
W. HURRING	4	8/12	W. THORNTON	1	7/69	S. LUNN	1	6/68
T. CLINCH	4	7/20	P. ANDJELKOVIC	1	7/57	N. CRANE	1	7/24
D. FERGUSON	4	6/20	W. ELLIOTT	1	5/59	D. HASSELL	1	5/41
M. DAVIDSON	4	6/44	R. DAVID	1	6/48	Russ De GOLDI	1	6/82
D. Mc QUEEN	3	8/44	P. GILBY	1	5/29	L. BEALES	1	6/22
B. BAHR	3	6/19	N. RICHARDSON	1	6/6	W. NANKERVIS	1	5/34
J. GROVES	3	7/16	C. DEANS	1	5/33	D. RUFFIN	1	5/49
J. COPE	3	7/22	S. RAU	1	7/51	H. MATTHEWS	1	6/20
G. TREVASKIS	3	6/29	M. JACKSON	1	7/47	P. FAULKNER	1	5/40
R. TUCKER	3	7/43	J. PARKER	1	6/23	G. Mc KINNON	1	5/15
J. MULROYAN	3	6/49	J. ALEXIADES	1	6/68	L. SCHOFIELD	1	5/11
M. CHEATLEY	3	8/27	Dev ROYCE	1	5/26	A. WINDT	1	8/27
A. WOOLLETT	3	5/36	D. BOYANTON	1	5/51	B. SHERWELL	1	6/15
S. MATTHEWS	3	6/75	J. SIMONSEN	1	5/67	D. BAUM	1	6/95
G. P. WELLS	3	6/32	J. PESCOTT	1	8/22	D. SING	1	5/35
A. WISEMAN	3	7/58	B. EASON	1	6/47	D. TAYLOR	1	6/67
M. COX	2	5/43	S. EASON	1	8/40	P. BIVIANO	1	6/60
C. NELSON	2	7/35				L. DAVID	1	5/71
C. Mc KENZIE	2	5/12	FOURTH XI	TOTAL	BEST	G. MORGAN	1	7/12
S. HOLLOWAY	2	8/46	R. F. MERRIMAN	16	7/33	I. HASTIE	1	7/20
W. KNOPP	2	7/45	K. HERNAN	9	6/1	A. TREVASKIS	1	5/24
L. SANDERSON	2	6/45	D. FAREY	9	8/59	P. DUFFIELD	1	6/26
J. JARVIS	2	6/35	A. MERRIMAN	8	6/17	A. JEFFERIES	1	7/53
L. WHITE Jnr.	2	5/45	T. CLINCH	8	7/22	R. SAVAGE	1	5/21
P. MOORE	2	5/16	J. L. TAYLOR	7	9/27	B. FLANAGAN	1	7/51
G. SHAW	2	5/27	R. LUSCOMBE	7	7/12	A. O'CONNOR	1	7/58
P. JOSS	2	6/50	G. L. CHISHOLM	6	6/42	Don ROYCE	1	5/37
W. HOOD	2	7/51	M. SUVOLTOS	6	8/74	S. ELLIS	1	5/79
J. L. TAYLOR	2	6/50	G. PRIDDLE	5	7/48	G. TAYLOR	1	7/77
C. BLACKMAN	2	5/40	G. TREVASKIS	5	6/58	S. WELLS	1	6/56
R. BRAMHAM	2	5/20	B. IVERMEE	5	7/29	A. WISEMAN	1	6/71
A. WELLS	2	7/51	A. OSBORNE	5	8/22	D. MURRAY	1	5/3
R. HARRIS	2	5/28	R. BLACKMAN	5	6/42	D. JARICK (debut)	1	5/19
A. GOVE	2	5/32	F. DAWBER	5	7/11	S. RAU	1	5/20
P. WEST	2	5/15	A. TUCKER	5	7/39	N. CLARK	1	6/21
C. COULTER	2	6/61	D. SMITH	5	7/15	A. HENDERSON	1	5/12
L. SHARRY	2	6/56	P. SMITH	5	6/49	B. LOATS	1	5/30
J. CLOWSE	2	6/62	T. HOPE	4	6/25	C. RUSSELL	1	6/50
D. TUCKER	2	6/40	J. TENABEL	4	7/57	P. SHAKESPEARE	1	5/37
B. JACKSON	2	6/20	B. KELAART	4	7/14	L. FRIEND	1	6/63
A. WINDT	2	6/26	B. JACKSON	4	6/32			
B. ANDERSON	2	5/12	A. FOSTER	3	6/13			
R. HOWARD	1	6/61	P. LONEY	3	6/39			
A. HOWARD	1	5/5	B. BAHR	3	6/47			
W. HEATH	1	6/30	D. STEVENS	3	6/73			
N. LINDSAY	1	6/93	K. J. TAYLOR	3	6/20			
M. KERGER	1	7/12	G. ALSOP	3	7/35			
G. GROSS	1	6/55	G. TURNER	3	5/12			
V. HIND	1	5/14	K. WOODMAN	3	6/75			
J. CONDER	1	5/15	M. DAVIDSON	3	5/16			
KEEN	1	5/16	L. MULLER	3	6/27			
K. HERNAN	1	5/40	C. WARREN	3	7/66			
J. BARMBY	1	6/17	A. DEVLIN	3	5/38			
M. RUSSELL	1	6/13	Z. STOKES	3	6/21			
D. HOSSACK	1	9/29	W. HOOD	2	7/43			
B. SHAW	1	5/18	R. LANE	2	7/18			
G. BENT	1	7/12	D. Mc TAGGART	2	5/41			
J. WAINWRIGHT	1	7/33	J. MULROYAN	2	6/47			
W. HEHIR	1	6/16	D. FERGUSON	2	5/30			
G. QUAYLE	1	5/22	K. DUNN	2	5/18			
N. BOUCHIER	1	5/21	G. BRIGGS	2	5/21			
A. CONNELLY	1	6/57	G. De GOLDI	2	6/21			
G. YOUNG	1	5/25	J. COPE	2	5/32			
M. TAYLOR	1	7/31	I. SIMPSON	2	6/10			
T. BOWTELL	1	5/50	B. PUPAVAC	2	5/27			
G. BRIGGS	1	6/36	B. RIXON	2	5/29			
I. SIMPSON	1	5/26	D. TUCKER	2	6/42			
W. JERVIES	1	5/61	A. WOOLLETT	2	7/64			
D. BLAIR	1	5/27	J. DICKSON	2	6/24			
B. FLANAGAN	1	8/11	P. WEST	2	6/54			
D. SMITH	1	7/49	T. ANDERSON	2	6/74			
D. EASTGATE	1	5/46	S. DAY	2	5/14			
B. STACEY	1	5/35	F. TUSKES	2	6/48			
B. RIXON	1	5/81	J. BOWDEN	2	5/15			
D. RIAL	1	5/32	R. JONES	1	6/5			
			J. ALEXIADES	1	5/62			



5 wickets or more in an inning



FIFTH XI	TOTAL	BEST
G. L. CHISHOLM	19	7/44
G. BRIGGS	13	8/8
J. Mc DONALD	7	8/37
C. WARREN	7	7/18
J. L. TAYLOR	6	7/16
B. BAHR	6	8/30
G. CLARK	6	6/29
Chris CARROLL	5	6/45
A. MERRIMAN	5	7/25
W. HADFIELD	5	5/15(SF)
G. DALTON	4	7/33
R. LANE	4	5/32
G.N. TAYLOR	4	6/40
P. SMITH	4	7/61
N. CLARK	4	6/64
J. RATCLIFFE	4	8/28
P. ROBERTSON	3	6/9
P. STEVEN	3	6/46
R. F. MERRIMAN	3	6/123
G. PRIDDLE	3	6/30
D. ESKRIGGE	3	8/55
B. FLEET	3	7/59
C. HOCKING	3	6/62
A. FATONE	3	5/24
A. WISHART	2	5/26
G. BLACKLEY	2	7/21
G. TREVASKIS	2	5/23
R. DALTON	2	5/19
A. O'CONNOR	2	8/45
D. WALSH	2	6/78
B. TAYLOR	2	7/15
A. WISEMAN	2	7/51
J. HADFIELD	2	5/19
Tim.Mc LEAN	1	5/25
S. WELLS	1	5/16
I. HASTIE	1	6/23
C. SING	1	6/39
R. ETCHELLS	1	5/13
R. HARRISON	1	5/31
D. FAREY	1	6/94
A. Mc CARTNEY	1	5/13
K. DAVIS	1	5/23
P. LONEY	1	6/55
D. COWAN	1	5/20
A. FOSTER	1	5/53
B. SHERWELL	1	6/54
A. CONNELLY	1	5/40
I. Mc CALLUM	1	5/33
P. MASON	1	7/21
Peter BROWN	1	5/28
S. ELLIS	1	6/35
D. BIVIANO	1	6/29
R. WARREN	1	6/30
S. Mc BRIDE	1	5/24
W. HOOD	1	5/34
A. WOOLLETT	1	7/25
A. O'CONNOR	1	8/45
D. BARNES	1	5/47
D. Mc QUEEN	1	6/29
B. Mc LEAN	1	5/24
A. DEVLIN	1	6/24
A. LAVARS	1	6/39
D. BOYANTON	1	5/62
S. RAU	1	5/38
T. HIBBARD	1	5/24
T. BOYLE	1	5/23
W. HADFIELD	1	5/56
J. CLOWSE	1	7/18
A. PATCHING	1	6/26
M. GILES	1	5/46 (GF)
N. JONES	1	6/54 debut
S. GOVE	1	5/38 (SF)
J. DAVIS	1	5/38
T. BOYLE	1	5/44
N. CLARK	1	5/47

SIXTH XI	TOTAL	BEST
G. L. CHISHOLM	20	7/23
M. ANDERSON	6	7/30
G. BRIGGS	5	7/33
G. DALTON	4	6/32
W. HADFIELD	4	7/36
A. FATONE	4	7/24
J. L. TAYLOR	3	7/28
R. COULSON	3	7/53
H. DAVIS	2	9/32
D. SING	2	6/69
D. WILLIAMSON	2	5/6
A. WOOLLETT	2	5/13
R. LANE	2	7/105
Trevor SMITH	2	6/19
N. CLARK	2	7/31
G. TREVASKIS	1	8/41
P. TAYLOR	1	5/10
R. JONES	1	5/39
Phil TWADDLE	1	5/52
G. BLACKLEY	1	5/20
J. FAHEY	1	5/20
R. F. MERRIMAN	1	6/5
P. WRZUSZCZAK	1	6/23
S. LUNN	1	6/38
D. VERNON	1	5/10
K. J. TAYLOR	1	5/33
D. BARTON	1	5/81
A. FOSTER	1	6/37
C. HILL	1	5/44
C. SING	1	7/52
J. Mc DONALD	1	5/26
D. MATTHEWS	1	6/67
A. MERRIMAN	1	5/42
L. BENNETT	1	5/70
A. DEVLIN	1	6/33
D. Mc LEAN	1	5/51
D. O'BRIEN	1	6/13
S. NORTH	1	6/31
J. FISHER	1	5/26
P. SMITH	1	6/61
A. WESTMAN	1	5/54
P. SHEAHAN	1	5/61
A. WINDT	1	6/21
B. JACKSON	1	5/9
T. HICKEY	1	5/12
J. THOMAS	1	5/30
B. BENTLEY	1	5/15

SEVENTH XI	TOTAL	BEST
A. SIRGIANNIS	2	6/22 (GF)
D. KIRKLAND	1	5/11
K. GRAMBEAU	1	5/10 (debut)



50 wickets or more in a grade



FIRST XI

WELLS, GREG P.	574
SCHOFIELD, A. GEORGE	473
MERRIMAN, ROBERT F.	372
EDWARDS, BRIAN J.	351
PROFITT, VIC H.	303
SHAW, BARRY	256
CASTLE, GAVIN	212
CRICHTON, PETER	185
MEANEY, KEITH	179
JEFFERIES, TONY	179
HUCKER, SCOTT	171
TSITAS, BARRY	118
WELLS, ALLAN	108
LUDOWYK, TIM J.	102
MEEK, FRANK	100
ADDISON, FRANK C.	94
Mc CABE-DOYLE, DES	94
MULLEN, SCOTT	94
HIRST, JACK	92
CAMERON, LINDSAY	90
JAMES, JACK	90
RUDOLPH, MATTHEW	90
HASSETT, VIN X.	89
THOMPSON, ROB	82
MITTON, MIKE	80
REID, LEN	76
NELSON, GAVIN	76
LAMB, JOHN	75
FEGAN, FRANK	74
BURCH, GEOFF	73
KIDDLE, Rod	68
FAYERS, CHRIS	67
ROSS, JOHN	65
STACEY, BRAD	64
SPARK, RON	64
FISHER, JEFF	63
BYRNE, HENRY (LARRY)	62
WAINWRIGHT, JOHN	59
WEDDELL, ROBERT	59
WILLIAMS, PHIL L.	58
MULLER, LUKE	56
DAVID, T. ARTHUR	55
HINCHLIFFE, DAVID	54
LYNCH, CHRIS J.	53
FEATHERSTON, Craig	53
NICHOLSON, KEN	52
FLEET, DARREN	52
SMART, GEORGE	51
DAVIS, KEN H.	50
ROYCE, DEVON	50

SECOND XI

M. RUSSELL	293
I. HASTIE	193
B. BAHR	168
I. SIMPSON	141
A. TONKIN	135
Dev ROYCE	134
G. BENT	133
D. FLEET	125
A. MERRIMAN	125
T. J. LUDOWYK	119
B. SHAW	114
K. J. TAYLOR	112
D. HICKLETON	111
B. FLEET	97
T. D. JARMAN	93
A. GOVE	86
R. TUCKER	83
J. LAMB	81
Carson CARROLL	81
A. FOSTER	79
A. WELLS	79
D. Mc TAGGART	77
A. TUCKER	77
J. ALEXIADES	66
D. BOYANTON	65
M. JACKSON	62
R. THOMPSON	61
M. HUNTER	61
M. COX	60
S. MULLEN	60
J. FISHER	57
D. BLAIR	57
A. WRIGHT	56
J. GROVES	53
Gavin NELSON	50
L. SHARRY	50

THIRD XI

D. FAREY	203
G. TAYLOR	144
R. DICKSON	143
A. MERRIMAN	127
T. CLINCH	123
G. P. WELLS	112
A. TUCKER	107
A. DEVLIN	98
P. SMITH	96
N. LINDSAY	95
I. SIMPSON	86
G. BRIGGS	79
J. COPE	79
D. FERGUSON	73
B. BAHR	72
L. FRIEND	72
J. GROVES	71
J. MULROYAN	70
D. BARNES	65
W. HURRING	65
B. BENTLEY	61
A. WELLS	59
G. TREVASKIS	58
D. Mc QUEEN	55
M. DAVIDSON	55
A. WOOLLETT	55
L. SHARRY	54
F. TUSKES	54
G. SHAW	53
G. PRIDDLE	52
J. LUDOWYK	52
M. TAYLOR	52
A. O'CONNOR	52
V. H. PROFITT	51
A. WINDT	50

FOURTH XI

J. L. TAYLOR	197
A. MERRIMAN	182
R. F. MERRIMAN	145
D. FAREY	144
T. CLINCH	142
M. SUVOLTOS	134
G. L. CHISHOLM	125
R. LUSCOMBE	114
K. HERNAN	107
A. DEVLIN	98
F. TUSKES	92
F. DAWBER	89
P. SMITH	86
D. MURRAY	84
G. PRIDDLE	83
C. WARREN	81
G. TREVASKIS	79
A. FOSTER	78
B. KELAART	78
R. BLACKMAN	73
K. WOODMAN	70
B. IVERMEE	70
Z. STOKES	65
T. HOPE	60
G. BRIGGS	59
C. HOCKING	58
A. OSBORNE	58
B. RIXON	57
A. O'CONNOR	57
A. WOOLLETT	56
N. CRANE	54
R. LANE	54
W. HOOD	52
A. TUCKER	52
B. JACKSON	52
T. HICKEY	50

FIFTH XI

G. L. CHISHOLM	265
G. BRIGGS	169
Chris CARROLL	146
G. CLARK	134
B. BAHR	122
J. L. TAYLOR	121
A. MERRIMAN	114
W. HADFIELD	109
John Mc DONALD	108
C. WARREN	101
R. LANE	93
N. CLARK	86
J. RATCLIFFE	75
J. HADFIELD	73
G. DALTON	72
C. HOCKING	71
G. PRIDDLE	70
A. FATONE	70
P. SMITH	63
P. ROBERTSON	51

SIXTH XI

G. L. CHISHOLM	309
W. HADFIELD	97
A. BISHOP	91
M. ANDERSON	85
Trevor SMITH	72
R. COULSON	70
G. DALTON	57
A. FATONE	57
J. L. TAYLOR	53



25 wickets or more in a season



FIRSTS

G. Smart	46 @ 11.8	in 1911/12
P. L. Williams	28 @ 6.46	in 1928/29
R. Hassett	35 @ 8.34	in 1928/29
L. Byrne	31 @ 16.9	in 1929/30
F. C. Addison	28 @ 18.7	in 1931/32
F. C. Addison	25 @ 14.16	in 1932/33
A. G. Schofield	52 @ 16.17	in 1933/34
L. Cameron	34 @ 14.35	in 1935/36
V. H. Profitt	39 @ 15	in 1935/36
D. McCabe-Doyle	31 @ 11.26	in 1936/37
V. H. Profitt	25 @ 18.92	in 1936/37
V. H. Profitt	27 @ 11.76	in 1937/38
A. G. Schofield	36 @ 21.55	in 1938/39
V. H. Profitt	27 @ 16.93	in 1938/39
A. G. Schofield	56 @ 14.52	in 1939/40
V. H. Profitt	46 @ 11.06	in 1939/40
J. Lowthian	38 @ 12.45	in 1940/41
V. H. Profitt	25 @ 17.08	in 1941/42
A. G. Schofield	41 @ 16.8	in 1945/46
J. James	27 @ 20.5	in 1946/47
A. G. Schofield	44 @ 16.97	in 1947/48
V. Hornsey	25 @ 18.6	in 1947/48
A. G. Schofield	46 @ 14.04	in 1948/49
J. James	32 @ 13.78	in 1948/49
A. G. Schofield	35 @ 13.86	in 1949/50
A. G. Schofield	40 @ 13.12	in 1950/51
J. Ross	29 @ 15.21	in 1950/51
G. Burch	26 @ 13.11	in 1950/51
A. G. Schofield	37 @ 8.48	in 1951/52
P. Crichton	34 @ 14.89	in 1951/52
K. Meaney	33 @ 10.62	in 1951/52
P. Crichton	31 @ 15.16	in 1954/55
P. Crichton	46 @ 15.56	in 1955/56
K. Meaney	32 @ 17.81	in 1955/56
J. Wainwright	31 @ 12.77	in 1957/58
J. Wainwright	26 @ 20.15	in 1958/59
B. Bartle	25 @ 18.92	in 1958/59
D. Hinchliffe	34 @ 13.32	in 1959/60
R. F. Merriman	34 @ 15.94	in 1959/60
R. F. Merriman	35 @ 10.86	in 1960/61
L. Reid	26 @ 17.62	in 1960/61
R. F. Merriman	28 @ 17.36	in 1961/62
R. F. Merriman	33 @ 16.3	in 1967/68
B. Shaw	32 @ 14.7	in 1968/69
R. F. Merriman	31 @ 13	in 1968/69
B. J. Edwards	28 @ 10.6	in 1968/69
E. Mac Arthur	25 @ 18.6	in 1968/69
R. Spark	36 @ 18	in 1969/70
B. Shaw	28 @ 11.75	in 1969/70
B. J. Edwards	26 @ 13	in 1969/70
R. F. Merriman	25 @ 13.8	in 1969/70
B. Shaw	25 @ 18.4	in 1970/71
B. Shaw	28 @ 18.9	in 1971/72
B. J. Edwards	27 @ 13.2	in 1971/72
R. F. Merriman	25 @ 14.7	in 1971/72
R. F. Merriman	28 @ 10.5	in 1972/73
B. J. Edwards	28 @ 13.1	in 1972/73
M. Mitton	28 @ 15.32	in 1973/74
G. P. Wells	31 @ 15	in 1974/75
G. P. Wells	47 @ 11.8	in 1975/76
B. J. Edwards	29 @ 11.7	in 1976/77
G. P. Wells	34 @ 13.29	in 1977/78
B. J. Edwards	28 @ 14.95	in 1977/78

FIRSTS

T. Ludowyk	26 @ 15.42	in 1977/78
G. P. Wells	39 @ 11.23	in 1978/79
T. Ludowyk	25 @ 16.28	in 1978/79
B. J. Edwards	43 @ 13.4	in 1979/80
G. P. Wells	34 @ 18.3	in 1979/80
G. P. Wells	31 @ 16.2	in 1980/81
G. P. Wells	45 @ 13.4	in 1981/82
F. Meek	28 @ 20.9	in 1981/82
R. Thompson	28 @ 20.25	in 1982/83
G. P. Wells	44 @ 10.95	in 1983/84
G. P. Wells	32 @ 14.47	in 1985/86
G. P. Wells	47 @ 12.94	in 1987/88
C. Fayers	26 @ 16.54	in 1988/89
C. Fayers	27 @ 15.7	in 1989/90
A. Jefferies	29 @ 16.55	in 1990/91
A. Jefferies	30 @ 15.67	in 1991/92
J. Fisher	28 @ 18.57	in 1991/92
M. Rudolph	26 @ 22	in 1995/96
G. Castle	38 @ 12.39	in 1996/97
G. Castle	28 @ 17.79	in 1997/98
S. Hucker	27 @ 14.04	in 1997/98
G. Castle	33 @ 15.55	in 1998/99
G. Castle	40 @ 15.3	in 1999/00
S. Hucker	27 @ 19.3	in 1999/00
G. Castle	37 @ 13.57	in 2000/01
S. Hucker	27 @ 18.93	in 2001/02
S. Hucker	42 @ 11	in 2002/03
B. Tsitas	31 @ 11.55	in 2003/04
B. Tsitas	33 @ 16	in 2004/05
B. Tsitas	37 @ 22.81	in 2005/06
S. Rau	28 @ 18.71	in 2005/06
S. Mullen	30 @ 16.87	in 2007/08

SECONDS

M. Russell	26 @ 17.42	in 1958/59
M. Russell	27 @ 15.29	in 1949/50
R. Falconer	32 @ 14.31	in 1950/51
M. Russell	30 @ 16.03	in 1950/51
A. Tonkin	27 @ 12.93	in 1950/51
A. Tonkin	30 @ 10.23	in 1951/52
J. Groves	28 @ 10.14	in 1951/52
A. Tonkin	37 @ 12.14	in 1952/53
L. Reid	30 @ 10.2	in 1956/57
R. Tucker	34 @ 9.32	in 1964/65
G. Bent	34 @ 11.32	in 1964/65
G. Bent	32 @ 11.88	in 1965/66
J. Lamb	34 @ 12.67	in 1966/67
A. Foster	25 @ 12.92	in 1967/68
A. Foster	44 @ 13.09	in 1968/69
B. Bahr	63 @ 7.83	in 1968/69
B. Shaw	32 @ 16.06	in 1975/76
B. Shaw	26 @ 16.4	in 1976/77
D. Mc Taggart	36 @ 12.27	in 1978/79
J. Alexiades	26 @ 15.0	in 1980/81
I. Simpson	44 @ 15.61	in 1981/82
R. Thompson	31 @ 11.54	in 1981/82
T. Ludowyk	27 @ 18.29	in 1982/83
A. Merriman	27 @ 16.56	in 1983/84
A. Wishart	25 @ 13.24	in 1983/84
A. Merriman	29 @ 13.41	in 1984/85
J. Fisher	42 @ 12.14	in 1989/90
Toby Smith	28 @ 19.68	in 1995/96
Dev Royce	26 @ 13.23	in 1998/99
T. D. Jarman	26 @ 11.96	in 2003/04



25 wickets or more in a season



THIRDS

N. Hurring	43 @ 9.72	in 1950/51
J. Groves	41 @ 7.17	in 1950/51
V. H. Profit	49 @ 9.02	in 1952/53
N. Lindsay	30 @ 16.3	in 1957/58
T. Clinch	25 @ 15.84	in 1957/58
R. Dickson	29 @ 16.8	in 1956/57
D. Ferguson	29 @ 12.79	in 1959/60
M. Davidson	34 @ 13.47	in 1960/61
D. Farey	32 @ 10.44	in 1960/61
W. Heath	30 @ 13.5	in 1963/64
D. Farey	40 @ 7.85	in 1964/65
L. White Jnr	36 @ 10.72	in 1964/65
D. Farey	33 @ 12.18	in 1965/66
D. Farey	38 @ 9.86	in 1966/67
J. Jarvis	32 @ 15.9	in 1966/67
D. Farey	33 @ 13.15	in 1967/68
P. Andjelkovic	25 @ 13.76	in 1975/76
A. Merriman	40 @ 11.80	in 1981/82
A. Merriman	29 @ 13.68	in 1979/80
A. Wells	30 @ 11.5	in 1980/81
P. Sheahan	25 @ 9.04	in 1980/81
A. McCartney	29 @ 15.86	in 1981/82
C. Hill	27 @ 14.77	in 1985/86
G. N. Taylor	25 @ 18	in 1992/93
D. McQueen	33 @ 16.09	in 1998/99
B. Twaddle	27 @ 11.78	in 2004/05

FOURTHS

J. Cope	35 @ 12.4	in 1949/50
K. Hernan	43 @ 10.76	in 1953/54
F. Dawber	29 @ 12.05	in 1953/54
G. Turner	29 @ 14.41	in 1960/61
T. Clinch	27 @ 19.37	in 1961/62
R. F. Merriman	65 @ 8.38	in 1962/63
R. F. Merriman	69 @ 9.84	in 1963/64
A. Osborne	30 @ 11.23	in 1963/64
R. Luscombe	36 @ 12.23	in 1964/65
B. Kelaart	31 @ 12.32	in 1964/65
R. Blackman	33 @ 13.55	in 1966/67
T. Clinch	25 @ 10.38	in 1966/67
B. Ivermee	46 @ 15.37	in 1968/69
J. L. Taylor	42 @ 14.05	in 1969/70
D. Farey	37 @ 8.22	in 1970/71
D. Farey	29 @ 11.7	in 1971/72
G. Trevaskis	26 @ 9.53	in 1971/72
D. Farey	40 @ 10.45	in 1972/73
J. L. Taylor	37 @ 13.9	in 1973/74
G. L. Chisholm	26 @ 16.1	in 1973/74
J. L. Taylor	26 @ 21.3	in 1974/75
A. Merriman	25 @ 12.96	in 1976/77
A. Foster	41 @ 10.80	in 1981/82
G. Priddle	26 @ 10.92	in 1980/81
G. Priddle	30 @ 21.40	in 1982/83
A. Merriman	26 @ 16.11	in 1982/83
R. Jones	26 @ 12.96	in 1983/84
D. Smith	25 @ 15.16	in 1985/86
R. Savage	30 @ 11.7	in 1988/89
B. Rixon	32 @ 11.38	in 1989/90
T. Anderson	31 @ 16.96	in 1991/92
C. Warren	28 @ 15.96	in 1993/94
C. Hocking	27 @ 12	in 2004/05
T. Casboul	37 @ 10.71	in 2005/06
Z. Stokes	32 @ 13.91	in 2008/09

FIFTHS

J. L. Taylor	31 @ 12.93	in 1975/76
J. L. Taylor	30 @ 10.83	in 1976/77
G. Trevaskis	31 @ 9.13	in 1976/77
G. L. Chisholm	26 @ 5.96	in 1976/77
G. Briggs	44 @ 10.84	in 1977/78
B. Bahr	47 @ 6.89	in 1978/79
P. Brown	25 @ 10.32	in 1978/79
B. Bahr	39 @ 13.69	in 1979/80
B. Bahr	26 @ 9.46	in 1980/81
G. Briggs	25 @ 8.04	in 1980/81
G. L. Chisholm	63 @ 8.83	in 1981/82
G. Blackley	26 @ 8.73	in 1981/82
G. Dalton	26 @ 18.27	in 1983/84
G. L. Chisholm	42 @ 14.78	in 1984/85
G. Briggs	27 @ 14.18	in 1984/85
G. Clark	43 @ 12.20	in 1985/86
G. L. Chisholm	28 @ 9.08	in 1985/86
G. Priddle	31 @ 14.26	in 1986/87
C. Warren	34 @ 13.62	in 1988/89
R. Lane	29 @ 16.55	in 1989/90
D. Eskrigge	32 @ 10.56	in 1989/90
J. McDonald	28 @ 11.73	in 1990/91
J. McDonald	38 @ 14.89	in 1991/92
C. Warren	37 @ 13.24	in 1994/95
G. N. Taylor	29 @ 17.34	in 1997/98
C. Hocking	32 @ 16.69	in 2001/02
A. Fatone	28 @ 14.54	in 2002/03
W. Hadfield	32 @ 14.22	in 2003/04
J. Ratcliffe	29 @ 7.38	in 2008/09
J. Hadfield	25 @ 10.60	in 2009/10
J. Ratcliffe	26 @ 9.35	in 2010/11

SIXTHS

R. Coulson	33 @ 10.48	in 1979/80
G. L. Chisholm	62 @ 7.87	in 1980/81
G. Dalton	48 @ 12.89	in 1981/82
G. L. Chisholm	65 @ 10.77	in 1982/83
G. L. Chisholm	43 @ 13.04	in 1983/84
G. Briggs	33 @ 9.97	in 1983/84
G. L. Chisholm	25 @ 11.8	in 1992/93
G. L. Chisholm	25 @ 11.56	in 1993/94
R. Lane	27 @ 12.81	in 1993/94
M. Anderson	40 @ 14.13	in 1999/00
W. Hadfield	26 @ 10.68	in 1999/00
M. Anderson	38 @ 9.08	in 2000/01
W. Hadfield	28 @ 11.07	in 2000/01
A. Fatone	25 @ 13.88	in 2000/01
A. Fatone	32 @ 11	in 2001/02
W. Hadfield	25 @ 17.92	in 2001/02

SIXTHS

A. Sirgiannis	33 @ 6.24	in 2010/11
---------------	-----------	------------



25 wickets or more in a season



ALSO

B. Bahr	35	in 1973/74	in 1sts, 2nds
A. Connoley	32	in 1973/74	in 2nds, 3rds, 4ths, 5ths
G. Briggs	28	in 1973/74	in 3rds, 4ths
B. Shaw	26	in 1973/74	in 1sts, 2nds
G. Briggs	34	in 1975/76	in 3rds, 4ths
D. Tucker	38 @ 11.88	in 1989/90	in 3rds, 4ths
G. Taylor	36 @ 14.28	in 1989/90	in 3rds, 4ths, 5ths
R. Dalton	29 @ 15.21	in 1989/90	in 3rds, 4ths
A. Wells	27 @ 16.04	in 1989/90	in 1sts, 2nds
A. Woollett	26 @ 18.5	in 1989/90	in 3rds, 4ths
A. Gove	37 @ 15.81	in 1991/92	in 3rds, 4ths, 5ths
A. O'Connor	28 @ 11.54	in 1992/93	in 4ths, 5ths, 6ths
C. Warren	28 @ 18.54	in 1992/93	in 4ths, 5ths, 6ths
S. North	25 @ 15.68	in 1993/94	in 4ths, 5ths, 6ths.
M. Cox	34 @ 17.41	in 1995/96	in 2nds, 3rds, 4ths
P. Smith	29 @ 15.79	in 1995/96	in 3rds, 4ths
C. Warren	25 @ 10.72	in 1995/96	in 4ths, 5ths.
C. Warren	33 @ 17.97	in 1996/97	in 4ths, 5ths.
J. Fisher	29 @ 10.69	in 1997/98	in 1sts, 2nds, 6ths
M. Cox	28 @ 13.29	in 1997/98	in 2nds, 3rds
D. McQueen	27 @ 19.15	in 1997/98	in 3rds, 4ths, 5ths
P. Robertson	36 @ 9.67	in 1998/99	in 5ths, 6ths
A. Merriman	30 @ 11.03	in 1998/99	in 4ths, 5ths
B. Taylor	27 @ 16.52	in 1998/99	in 4ths, 5ths
P. Smith	35 @ 15.06	in 1999/00	in 4ths, 5ths
B. Fleet	31 @ 22	in 1999/00	in 1sts, 2nds, 5ths
Dev Royce	29 @ 16.24	in 1999/00	in 1sts, 2nds
A. Windt	26 @ 11.73	in 1999/00	in 3rds, 6ths
S. Rau	25 @ 14.32	in 1999/00	in 5ths, 4ths
S. Rau	40 @ 16.50	in 2000/01	in 3rds, 4ths, 5ths, 6ths
A. Wiseman	30 @ 10.97	in 2000/01	in 3rds, 5ths
J. Teague	30 @ 16.93	in 2000/01	in 1sts, 2nds
M. Suvoltos	29 @ 15.93	in 2000/01	in 3rds, 4ths
P. Smith	25 @ 22.04	in 2000/01	in 3rds, 4ths, 5ths
A. Merriman	25 @ 12.04	in 2000/01	in 3rds, 5ths
P. Smith	33 @ 11.91	in 2001/02	in 4ths, 5ths, 6ths
S. Rau	30 @ 12.4	in 2001/02	in 2nds, 3rds
B. Fleet	31 @ 14	in 2001/02	in 1sts, 2nds, 5ths
A. Wiseman	39 @ 15.54	in 2002/03	in 2nds, 3rds, 5ths
C. Hocking	32 @ 11.69	in 2002/03	in 4ths, Cambridge
N. Clark	32 @ 16.44	in 2002/03	in Cambridge, Navy
S. Rau	31 @ 13.55	in 2002/03	in 1sts, 2nds
B. Fleet	30 @ 18.83	in 2002/03	in 1sts, 2nds
F. Tuskes	26 @ 17.88	in 2002/03	in 3rds, 4ths
B. Jackson	25 @ 16.28	in 2002/03	in 3rds, 4ths,
D. Boyanton	41 @ 13.34	in 2003/04	in 1sts, 2nds, 3rds
D. Fleet	25 @ 14.56	in 2003/04	in 1sts, 2nds
M. Giles	26 @ 10.38	in 2004/05	in 4ths, 5ths
A. Henderson	27 @ 13.67	in 2005/06	in 3rds, 4ths
J. Parker	28 @ 15.5	in 2005/06	in 1sts, 2nds, 3rds
S. Mullen	45 @ 10.67	in 2005/06	in 1sts, 2nds
Dev Royce	27 @ 11	in 2007/08	in 1sts, 2nds, 3rds
B. Jackson	38 @ 12.13	in 2009/10	in 3rds, 4ths, 5ths, 6ths
T. Hickey	31 @ 17.61	in 2009/10	in 3rds, 4ths, 6ths
A. Bishop	28 @ 17.64	in 2009/10	in 4ths, 6ths
Z. Stokes	28 @ 20.25	in 2009/10	in 3rds, 4ths



The Hat Trick



FIVE WICKETS IN FIVE BALLS

THIRDS W. HURRING versus Valley Mills on 23/2/52

FOUR WICKETS IN FOUR BALLS

SIXTHS P. WRZUSZCZAK versus St. Marys in the Gowty Shield on 10/10/81
(All batsmen bowled and it was his debut with the Club)

TWO HAT TRICKS IN THE ONE INNINGS

SIXTHS W. HADFIELD versus Newcomb & Districts on 11/12/99 (Two hat tricks in 11 balls)

THE HAT TRICK

FIRSTS A. G. SCHOFIELD versus Geelong Footballers on 9/12/33
A. G. SCHOFIELD versus North Geelong on 10/12/49
B. J. EDWARDS versus Geelong West (semi final) on 18/03/78

SECONDS M. DONAGHY versus North Geelong on 29/01/49
G. BENT versus Corio on 3/03/62
B. BAHR \versus St. Josephs in January 1972
J. FISHER \versus Grovedale on 25/11/90 (All batsmen left handed)
B. FLEET versus Bell Post Hill on 1/03/03
J. RATCLIFFE versus Geelong West on 27/02/2010

THIRDS A. TUCKER versus Barrabool on 18/11/50
J. GROVES versus Eastern in 1951
W. HURRING versus C. Y. M. S. on 2/02/52
K. RUSSELL versus Valley Mill in November 1952
W. JERVIES versus Thomson on 24/10/70
I. DAVIS versus East Belmont in the Hedley Shield on 11/12/76 (All dismissed LBW)

FOURTHS T. HOPE versus St. Marys YCW on 11/02/50
W. NANKERVIS versus Marshall on 19/01/52
R. PALMER versus Thomson on 8/11/58
B. KELAART versus G. W. C. & F. C. on 20/02/65
D. FAREY in February 1970
G. PRIDDLE versus Geelong Soccer in the Solomon Shield on 4/12/82
R. LANE versus Geelong West on 26/01/85

FIFTHS G. BRIGGS versus Thomson in District Fourths on 21/02/76
G. L. CHISHOLM versus Grovedale in District Fifths on 7/02/87
B. TAYLOR versus Newcomb & District Fifths on 13/02/99 (All batsmen bowled)

SIXTHS J. L. TAYLOR versus Pilkington ACI in Gowty Shield on 8/03/80
G. L. CHISHOLM versus A. P. C. in Mason Shield on 10/12/83
G. L. CHISHOLM versus Bell Post Hill 2 in District Sixths on 8/02/97
T. RAMSAY versus Grovedale in District Sixths on 14/02/98
M. ANDERSON versus Bell Post Hill on 11/03/00
M. ANDERSON versus East Belmont on 26/01/02
B. BENTLEY versus Anakie on 12/02/2011



Newtown & Chilwell
Cricket Club Inc.

Celebrating

100 years

1910/11 ~2010/11

Current Player Stats

The information has been obtained from scorebooks, where the books were not available results from the Geelong Advertiser (i.e. scores of 30 above and three wickets or more) have been used to supplement the data.

Some data for players who started before season 1981/82 may be incomplete but the statistics for all players making their senior debut after that season will be complete.
Player records include a "games played" register.

The games played by our veteran players from the seventies (and earlier) have been calculated as an educated guess and correspondence will be entered into!

Until such time as missing scorebooks surface, these statistics can be regarded as complete.



Current Player Career Totals

29 April 2011

	runs	wickets	catches	games
Neville CRANE	10100 @ 30.61	Graeme TAYLOR 274 @ 17.86	Grant WHITESIDE 351	Neville CRANE 399
Russell MITCHELL	8743 @ 28.95	Anthony DEVLIN 258 @ 23.00	Phillip MORGAN 171	Anthony DEVLIN 348
Phillip MORGAN	6953 @ 28.61	Ian HASTIE 255 @ 23.98	Russell MITCHELL 169	Grant WHITESIDE 339
Anthony DEVLIN	6740 @ 23.00	Warwick HADFIELD 221 @ 17.52	Stephen LEWIS 151	Russell MITCHELL 331
Ian HASTIE	6523 @ 23.98	Matthew SUVOLTOS 218 @ 18.49	Neville CRANE 136	Ian HASTIE 305
Grant WHITESIDE	6340 @ 22.56	Gavin CASTLE 212 @ 18.42	Anthony DEVLIN 105	Phillip MORGAN 281
Stephen LEWIS	5784 @ 32.31	Tony JEFFERIES 199 @ 21.82	Adam O'CONNOR 103	Adam O'CONNOR 256
Adam O'CONNOR	4455 @ 21.11	Dev ROYCE 198 @ 23.37	Ian HASTIE 102	Stephen LEWIS 219
Dev ROYCE	4277 @ 23.37	Scott MULLEN 173 @ 12.51	Dev ROYCE 94	Dev ROYCE 206
Stuart DAY	3862 @ 21.22	Chris CARROLL 166 @ 14.5	Stuart DAY 85	Stuart DAY 199
Tim CLARK	3774 @ 24.35	Ben JACKSON 159 @ 13.54	Tim CLARK 84	Matthew SUVOLTOS 184
Andrew GREEN	3363 @ 21.28	Frank TUSKES 157 @ 24.59	Mark TURNLEY 81	Mark TURNLEY 169
Paul SHEAHAN	3350 @ 30.73	Adam O'CONNOR 148 @ 21.11	Luke SHARRY 79	Andrew GREEN 168
Frank TUSKES	3172 @ 24.59	Adam WOOLLETT 147 @ 19.92	Frank TUSKES 73	Chris CARROLL 159
Ben NEVILLE	2909 @ 30.62	Angelo FATONE 134 @ 27.23	Matthew SUVOLTOS 65	Graeme TAYLOR 152
Matthew SUVOLTOS	2903 @ 18.49	James HADFIELD 132 @ 10.09	Adam PATCHING 64	Frank TUSKES 152
Rhys BENNETT	2787 @ 19.35	Nathan CLARK 132 @ 7.82	Andrew GREEN 59	Rhys BENNETT 151
Colin CUNLIFFE	2643 @ 29.69	Paul SHEAHAN 126 @ 30.73	Ben NEVILLE 54	Tim CLARK 151
Mark TURNLEY	2614 @ 16.86	Lucas FRIEND 122 @ 13.25	Chris CARROLL 52	Paul SHEAHAN 143
John REES	2541 @ 31.76	Brett BENTLEY 122 @ 27.59	Adam WOOLLETT 52	Adam WOOLLETT 131
Adam PATCHING	2483 @ 23.42	Andrew BISHOP 117 @ 19.945	Graeme TAYLOR 51	Brett BENTLEY 128
Brett BENTLEY	2456 @ 27.59	Luke SHARRY 112 @ 17.20	Rhys BENNETT 50	Warwick HADFIELD 122
Jamie PEScott	2440 @ 35.36	Neville CRANE 110 @ 30.61	Warwick HADFIELD 48	James HADFIELD 121
Tony JEFFERIES	2160 @ 21.82	James RATCLIFFE 107 @ 16.34	Brett BENTLEY 48	Adam PATCHING 119
Graeme TAYLOR	2090 @ 17.86	Ben TAYLOR 105 @ 6.58	James PURCELL 48	Ben NEVILLE 113
Andrew GARRIGAN	2088 @ 24	Phillip MORGAN 104 @ 28.61	Yves ROUSSETY 46	Luke SHARRY 111
Adam WOOLLETT	1733 @ 19.92	Shannan GOVE 84 @ 10.52	Tony MARINELLI 45	Tony JEFFERIES 109
Luke SHARRY	1686 @ 17.20	Zac STOKES 80 @ 11.12	Jamie PEScott 45	Colin CUNLIFFE 104
Chris CARROLL	1421 @ 14.5	Jacob SIMONSEN 73 @ 10.89	Gavin CASTLE 44	Scott MULLEN 98
Gavin CASTLE	1234 @ 18.42	Terry HICKEY 73 @ 11	Tony JEFFERIES 44	Andrew GARRIGAN 95
Angelo FATONE	1171 @ 27.23	Mark TURNLEY 63 @ 16.86	Corey MATHIESON 44	John REES 94
Tony MARINELLI	1171 @ 16.26	Tom BATES 61 @ 13.98	Lucas FRIEND 43	Ben JACKSON 92
Jorden LEWIS	1167 @ 19.13	Brett LOATS 59 @ 28.41	Colin CUNLIFFE 41	Andrew BISHOP 87
Andrew BISHOP	1137 @ 19.95	Adam PATCHING 57 @ 23.42	Paul SHEAHAN 40	Lucas FRIEND 86
Mick WOOD	1101 @ 26.21	Stuart DAY 53 @ 21.22		Angelo FATONE 84
Warwick HADFIELD	1051 @ 17.52	Dean TURNLEY 51 @ 19.29		Nathan CLARK 83
Patrick EASTMAN	1009 @ 25.87	Anthony WILSON 50 @ 10.33		James PURCELL 81
Yves ROUSSETY	912 @ 14.25	Jamie PEScott 48 @ 35.36		Gavin CASTLE 80
Jai SHEAHAN	887 @ 23.97	Sam EASON 48 @ 10.58	stumpings	Yves ROUSSETY 80
Jeffrey SMITH	827 @ 22.35	Jorden LEWIS 44 @ 19.13	Grant WHITESIDE 67	Jamie PEScott 79
Campbell BISHOP	826 @ 21.18	John REES 42 @ 31.76	Stephen LEWIS 52	Tony MARINELLI 75
Lucas FRIEND	782 @ 13.25	Jai SHEAHAN 41 @ 23.97	James PURCELL 10	Jorden LEWIS 73
Corey MATHIESON	736 @ 22.30	Andrew GREEN 39 @ 21.28	Dev ROYCE 7	Ben TAYLOR 66
Anthony CONNELL	709 @ 28.36	Ben NEVILLE 38 @ 30.62	Adam PATCHING 6	Jacob SIMONSEN 63
Darcy del RIO	625 @ 17.36	Campbell BISHOP 37 @ 21.18	Yves ROUSSETY 5	Shannan GOVE 58
Scott MULLEN	588 @ 12.51	Mitchell DAVIS 37 @ 8.76	Tony MARINELLI 3	Campbell BISHOP 56
Tom BATES	587 @ 13.98	Nick HARRISON 35 @ 9.6	David ANDERSON 3	Tom BATES 56
James HADFIELD	545 @ 10.09	Ben EASON 33 @ 10.38	Phillip MORGAN 2	Sam EASON 50
James RATCLIFFE	523 @ 16.34		Adam O'CONNOR 2	Dean TURNLEY 49
Sam EASON	508 @ 10.58		Patrick EASTMAN 2	Patrick EASTMAN 49
Ben JACKSON	501 @ 13.54		Rhys BENNETT 1	James RATCLIFFE 48
			Tim CLARK 1	Mick WOOD 47
			Neville CRANE 1	Brett LOATS 47
			Tony JEFFERIES 1	Zac STOKES 46
			Russell MITCHELL 1	Jai SHEAHAN 45
			Luke SHARRY 1	Anthony WILSON 44
			Jorden LEWIS 1	Darcy del RIO 43
			Andrew BISHOP 1	Jeffrey SMITH 42
			George CHISHOLM 1	Terry HICKEY 42
			Darcy del RIO 1	Josh BARNES 40
			James BLIGHT 1	Corey MATHIESON 40
			Tom JEFFERIES 1	
			Eddie RATCLIFFE 1	
			Riley FERGUSON 1	



CAREER BATTING all sections

TOTAL GAMES	TOTAL RUNS		<u>29 April 2011</u>	Inns	no	HS	AGG	AVE	0s	100s	50s	Catch	Stump
29	401	Mark AINSWORTH		24	4	98no	401	20.05				12	
11	90	David ANDERSON		10	0	30	90	9.00				20	3
11	298	Sam ARTHURTON		9	1	82	298	37.25				3	
40	462	Josh BARNES		34	6	54no	462	16.50				15	
2	60	James BARNETT		2	1	49no	60	60.00					
56	587	Tom BATES		49	7	59	587	13.98				9	
4	21	Philip BATES		3	1	13	21	10.50					
19	41	Tom BEAUMONT		14	7	21	41	5.86				3	
151	2787	Rhys BENNETT		154	10	152no	2787	19.35	8		2	50	1
128	2456	Brett BENTLEY		114	25	86	2456	27.60	3		6	48	
87	1137	Andrew BISHOP		76	19	70	1137	19.95				18	1
56	826	Campbell BISHOP		47	8	85	826	21.18				25	
39	342	James BLIGHT		33	5	101	342	12.21				26	1
11	301	George CAMERON		10	3	94no	301	43.00				7	
159	1421	Chris CARROLL		122	24	71no	1421	14.50	17		2	52	
80	1234	Gavin CASTLE		72	5	99	1234	18.42	6		4	44	
10	142	Eddie CHARLES		7	1	44	142	23.67				4	
23	282	George CHISHOLM		18	6	51no	282	23.50				14	1
16	108	Tom CHISHOLM		11	6	24	108	21.60				3	
151	3774	Tim CLARK		159	4	177	3774	24.35	5	5	8	84	1
83	297	Nathan CLARK		51	13	30no	297	7.82				16	
27	709	Anthony CONNELL		25		138	709	28.36				6	
11	128	Ross CORBETT		11	6	51no	128	25.60				3	
15	38	Daniel COURTNEY		6	2	17	38	9.50				6	
399	10100	Neville CRANE		392	62	218	10100	30.61	22	12	38	136	1
104	2643	Colin CUNLIFFE		97	8	185	2643	29.70		3	2	41	
8	45	Levi DARE		6		20	45	7.50				3	
31	149	Mitchell DAVIS		21	4	33	149	8.76				12	
199	3862	Stuart DAY		193	11	113	3862	21.22	8	1	12	85	
43	625	Darcy del RIO		43	7	61no	625	17.36				27	1
14	169	Dale DENNY		10		51	169	16.90				3	
348	6740	Anthony DEVLIN		332	39	154	6740	23.00	10	3	23	105	
24	329	Scott DIMOVSKI		21	3	56no	329	18.28				1	
13	8	Hayden DOWN		7	6	4no	8	8.00				6	
4	27	Cam DUGGAN		3	1	17	27	13.50				2	
5	6	Andrew DURANTE		3	1	4	6	3.00				2	
50	508	Sam EASON		50	2	55	508	10.58				13	
30	218	Ben EASON		22	1	48	218	10.38				13	
49	1009	Patrick EASTMAN		47	8	119	1009	25.87				26	2
84	1171	Angelo FATONE		70	27	101no	1171	27.23	1	1	1	33	
10	396	Riley FERGUSON		9	3	153	396	66.00				9	1
7	36	Harley FINNIGAN		5		18	36	7.20				1	
86	782	Lucas FRIEND		71	12	73no	782	13.25	3			43	
4	12	Max GARRATT		4	2	10	12	6.00					
95	2088	Andrew GARRIGAN		94	7	119	2088	24.00				23	
1	3	Vincent GEORGELIN		1		3	3	3.00					
58	305	Shannan GOVE		46	17	74no	305	10.52				16	



CAREER BOWLING all sections

29 April 2011

TOTAL GAMES	TOTAL WICKETS		balls bowled	mdns	wkts	runs	ave	5 or more	best bowl	Strike rate	Runs/over
29	33	Mark AINSWORTH	1344	51	33	672	20.36		4/15	40.73	3.00
11		David ANDERSON									
11	4	Sam ARTHURTON	253	8	4	131	32.75		2/30	63.26	3.11
40	5	Josh BARNES	150	1	5	121	24.20		3/44	30.00	4.84
2	1	James BARNETT	24	0	1	21	21.00		1/17	24.00	5.25
56	61	Tom BATES	2384	83	61	1295	21.23	1	3/33	39.08	3.26
4		Philip BATES									
19	22	Tom BEAUMONT	1158	57	22	560	25.45		4/16	52.64	2.90
151	8	Rhys BENNETT	610	11	8	390	48.75		2/15	76.26	3.84
128	122	Brett BENTLEY	5351	177	122	2702	22.15	1	5/15	43.86	3.03
87	117	Andrew BISHOP	3438	84	117	2063	17.63		4/18	29.38	3.60
56	37	Campbell BISHOP	1057	18	37	769	20.78		4/23	28.57	4.37
39	4	James BLIGHT	102	0	4	89	22.25		2/23	25.50	5.24
11	1	George CAMERON	36	0	1	21	21.00		1/21	36.00	3.50
159	166	Chris CARROLL	5319	157	166	2780	16.75	2	6/45	32.04	3.14
80	212	Gavin CASTLE	8999	390	212	3308	15.60	8	6/20	42.45	2.21
10	8	Eddie CHARLES	196	5	8	108	13.50		3/9	24.50	3.31
23	22	George CHISHOLM	485	10	22	278	12.64		4/15	22.05	3.44
16	15	Tom CHISHOLM	378	7	15	256	17.07		3/23	25.20	4.06
151	21	Tim CLARK	822	24	21	570	27.14		3/19	39.13	4.16
83	132	Nathan CLARK	4842	231	132	2312	17.52	9	7/31	36.68	2.86
27		Anthony CONNELL									
11	1	Ross CORBETT	66	0	1	53	53.00		1/22	66.00	4.82
15	17	Daniel COURTNEY	561	15	17	316	18.59		3/12	33.00	3.38
399	110	Neville CRANE	3506	67	110	2246	20.42	2	7/24	31.87	3.84
104	8	Colin CUNLIFFE	367	2	8	265	33.13		4/18	45.87	4.33
8	8	Levi DARE	366	7	8	223	27.88		4/55	45.75	3.66
31	37	Mitchell DAVIS	1145	30	37	797	21.54		4/15	30.95	4.18
199	53	Stuart DAY	2573	77	53	1159	21.87	2	5/15	48.55	2.70
43	16	Darcy del RIO	472	11	16	243	15.19		3/8	29.50	3.09
14	19	Dale DENNY	558	15	19	315	16.58	1	5/22	29.37	3.39
348	258	Anthony DEVLIN	12401	496	258	5340	20.70	9	6/24	48.07	2.58
24	16	Scott DIMOVSKI	622	28	16	242	15.13		3/10	38.88	2.33
13	9	Hayden DOWN	539	21	9	287	31.89		2/38	59.89	3.19
4		Cam DUGGAN									
5	1	Andrew DURANTE	108	1	1	54	54.00		1/15	108.0	3.00
50	48	Sam EASON	2304	66	48	1353	28.19	1	8/40	48.00	3.52
30	33	Ben EASON	1403	56	33	676	20.48	1	6/47	42.52	2.89
49	23	Patrick EASTMAN	1110	22	23	757	32.91		4/36	48.26	4.09
84	134	Angelo FATONE	4704	205	134	2140	15.97	7	7/24	35.10	2.73
10		Riley FERGUSON									
7	1	Harley FINNIGAN	24	3	1	3	3.00		1/3	24.00	0.75
86	122	Lucas FRIEND	5751	229	122	2658	21.79	6	6/63	47.14	2.77
4	0	Max GARRATT	6	1	0	0	?		0/0	?	0.00
95	5	Andrew GARRIGAN	90	6	5	44	8.80		2/0	18.00	2.93
1		Vincent GEORGELIN									
58	84	Shannan GOVE	3507	95	84	1878	22.36	1	5/38	41.75	3.21



CAREER BATTING all sections

TOTAL GAMES	TOTAL RUNS		<u>29 April 2011</u>	Inns	no	HS	AGG	AVE	0s	100s	50s	Catch	Stump
8	187	Kane GRAMBEAU		5	3	75no	187	93.50				4	
168	3363	Andrew GREEN		165	7	93	3363	21.28	13		8	59	
6	60	Tom GRIBBLE		4		33	60	15.00				3	
122	1051	Warwick HADFIELD		89	29	126 no	1051	17.52	5	1	1	48	
121	545	James HADFIELD		86	32	47	545	10.09	2			24	
15	23	Jamie HARRISON		12	5	4no	23	3.29				7	
29	96	Nick HARRISON		20	10	24	96	9.60				9	
305	6523	Ian HASTIE		298	26	121	6523	23.98	11	2	19	102	
42	242	Terry HICKEY		27	5	29no	242	11.00				22	
12	170	Alex HICKEY		9	1	54	170	21.25				1	
92	501	Ben JACKSON		61	24	58	501	13.54			1	23	
109	2160	Tony JEFFERIES		106	7	82	2160	21.82	9		10	44	1
27	248	Tom JEFFERIES		26	5	47no	248	11.81				10	1
27	273	Fletcher JEFFERIES		24	3	55	273	13.00				10	
12	13	Nigel JENKINS		6	2	6	13	3.25				5	
2	5	John KIRKLAND		2	1	5	5	5.00				1	
11	60	Michael KIRKLAND		10	3	14no	60	8.57				3	
13	38	David KIRKLAND		11	1	18	38	3.80				7	
6	30	Mark KIRKLAND		5	2	11no	30	10.00				1	
15	147	David LAVARS		12		51	147	12.25	2		1	9	
38	322	Tom LEVICK		25	4	61	322	15.33				13	
219	5784	Stephen LEWIS		211	32	184no	5784	32.31	7	3	11	151	52
73	1167	Jorden LEWIS		68	7	82	1167	19.13				30	1
47	102	Brett LOATS		29	12	21no	102	6.00				3	
10	74	Peter LYNCH		6	2	32no	74	18.50				2	
4	30	Darryn LYONS		2		16	30	15.00				2	
12	69	Rowan MACKEY		10	1	28	69	7.67				7	
75	1171	Tony MARINELLI		75	3	71	1171	16.26	2		2	45	3
40	736	Corey MATHIESON		38	5	68no	736	22.30				44	
10	171	Bennett MERRIMAN		8	1	109no	171	24.43				4	
331	8743	Russell MITCHELL		330	28	213no	8743	28.95	17	10	26	169	1
281	6953	Phillip MORGAN		264	21	148	6953	28.61	15	5	27	171	2
98	588	Scott MULLEN		68	21	42no	588	12.51	1			21	
6	21	Tony MURRELL		6	2	9no	21	5.25					
1	16	Douglas NEAL		1		16	16	16.00					
113	2909	Ben NEVILLE		109	14	154no	2909	30.62	7	4	10	54	
11	225	Tim NUNN		9		87	225	25.00				5	
256	4455	Adam O'CONNOR		242	31	113	4455	21.11	16	2	8	103	2
4	10	Wayne O'DONNELL		3		7	10	3.33				2	
119	2483	Adam PATCHING		112	6	191	2483	23.42	1		1	64	6
79	2440	Jamie PEScott		75	6	231	2440	35.36				45	
81	427	James PURCELL		66	15	35	427	8.37				48	10
48	523	James RATCLIFFE		39	7	60no	523	16.34				14	
18	355	Eddie RATCLIFFE		15	2	54no	355	27.31				3	1
94	2541	John REES		94	14	110	2541	31.76	2	1	4	25	
23	289	Tom ROBERTS		24	2	77	289	13.14				14	
80	912	Yves ROUSSEY		76	12	63	912	14.25				46	5



CAREER BOWLING all sections

29 April 2011

TOTAL GAMES	TOTAL WICKETS		balls bowled	mdns	wkts	runs	ave	5 or more	best bowl	Strike rate	Runs/over
8	11	Kane GRAMBEAU	272	9	11	161	14.64	1	5/10	24.73	3.55
168	39	Andrew GREEN	1165	27	39	737	18.90		3/11	29.87	3.80
6	2	Tom GRIBBLE	42	1	2	26	13.00		2/17	21.00	3.71
122	221	Warwick HADFIELD	6549	205	221	3192	14.44	9	7/36	29.63	2.92
121	132	James HADFIELD	5401	201	132	2677	20.28	2	5/19	40.92	2.97
15	19	Jamie HARRISON	788	25	19	400	21.05		3/33	41.47	3.05
29	35	Nick HARRISON	1294	44	35	736	21.03		3/19	36.97	3.41
305	255	Ian HASTIE	11943	576	255	4912	19.26	5	7/20	46.84	2.47
42	73	Terry HICKEY	2701	83	73	1450	19.86	1	5/12	37.00	3.22
12	17	Alex HICKEY	538	18	17	297	17.47	1	5/29	31.65	3.31
92	159	Ben JACKSON	5188	202	159	2419	15.21	7	6/20	32.63	2.80
109	199	Tony JEFFERIES	8477	322	199	3559	17.88	6	8/29	42.60	2.52
27	26	Tom JEFFERIES	761	24	26	424	16.31		4/20	29.27	3.34
27		Fletcher JEFFERIES									
12	12	Nigel JENKINS	696	31	12	276	23.00		3/28	58.00	2.38
2	1	John KIRKLAND	66	0	1	75	75.00		1/40	66.00	6.82
11	9	Michael KIRKLAND	296	3	9	187	20.78		3/10	32.89	3.79
13	15	David KIRKLAND	335	5	15	201	13.40	1	5/11	22.33	3.60
6	1	Mark KIRKLAND	42	0	1	21	21.00		1/12	42.00	3.00
15	14	David LAVARS	408	11	14	381	27.21		3/4	29.14	5.60
38	24	Tom LEVICK	1356	45	24	737	30.71		3/23	56.50	3.26
219	22	Stephen LEWIS	840	15	22	660	30.00		4/22	38.18	4.71
73	44	Jorden LEWIS	1635	57	44	903	20.52		4/21	37.17	3.31
47	59	Brett LOATS	2682	48	59	1676	28.41	1	5/30	45.46	3.75
10	10	Peter LYNCH	636	20	10	350	35.00	1	5/82	63.60	3.30
4	7	Darryn LYONS	72	0	7	55	7.86		3/11	10.29	4.58
12	8	Rowan MACKEY	138	3	8	99	12.38		4/14	17.25	4.30
75	5	Tony MARINELLI	135	3	5	79	15.80		3/13	27.00	3.51
40		Corey MATHIESON	24			27	?		0/27	?	6.75
10	6	Bennett MERRIMAN	282	3	6	194	32.33		2/21	47.00	4.13
331	31	Russell MITCHELL	1222	41	31	586	18.90		4/32	39.42	2.88
281	104	Phillip MORGAN	4139	123	104	1710	16.44	1	5/28	39.80	2.48
98	173	Scott MULLEN	7174	269	173	3467	20.04	5	7/39	41.47	2.90
6	5	Tony MURRELL	150	5	5	98	19.60		3/24	30.00	3.92
1		Douglas NEAL									
113	38	Ben NEVILLE	2716	100	38	1386	36.47		3/24	71.47	3.06
11		Tim NUNN									
256	148	Adam O'CONNOR	6200	216	148	3144	21.24	3	8/45	41.89	3.04
4		Wayne O'DONNELL									
119	57	Adam PATCHING	1995	84	57	852	14.95	1	6/26	35.00	2.56
79	48	Jamie PEScott	1780	46	48	1001	20.85	1	8/22	37.08	3.37
81	0	James PURCELL	18	0	0	11	?		0/11	?	3.67
48	107	James RATCLIFFE	2818	130	107	1304	12.19	5	8/28	26.34	2.78
18	11	Eddie RATCLIFFE	378	10	11	303	27.55		3/55	34.36	4.81
94	42	John REES	1884	44	42	1141	27.17		4/30	44.86	3.63
23	22	Tom ROBERTS	949	32	22	557	25.32		4/13	43.13	3.52
80	4	Yves ROUSSEY	286	11	4	183	45.75		2/49	71.51	3.84



CAREER BATTING all sections

TOTAL GAMES	TOTAL RUNS		<u>29 April 2011</u>	Inns	no	HS	AGG	AVE	0s	100s	50s	Catch	Stump
206	4277	Dev ROYCE		197	14	113	4277	23.37	11	3	19	94	7
22	165	Joe RUTHERFORD		19	4	20	165	11.00				10	
24	392	Paul SHAKESPEARE		23	2	71no	392	18.67				13	
111	1686	Luke SHARRY		109	11	104no	1686	17.20	11	1	5	79	1
143	3350	Paul SHEAHAN		123	14	159	3350	30.73	1			40	
45	887	Jai SHEAHAN		44	7	160no	887	23.97				10	
13	48	Zac SHEAHAN		10	1	24	48	5.33				3	
63	196	Jacob SIMONSEN		33	15	50no	196	10.89				13	
14	79	Anthony SIRGIANNIS		8	1	41no	79	11.29				2	
42	827	Jeffrey SMITH		41	4	85	827	22.35				13	
22	50	Daniel SMITH		15	3	9	50	4.17				2	
11	49	Hugo STEINFORT		6		17	49	8.17				2	
46	189	Zac STOKES		34	17	26	189	11.12				16	
27	416	Toby SUDWEEKS		20	3	53no	416	24.47				11	
184	2903	Matthew SUVOLTOS		171	14	108 no	2903	18.49	10	1	5	65	
66	217	Ben TAYLOR		49	16	18no	217	6.58	4			11	
152	2090	Graeme TAYLOR		138	21	92	2090	17.86	14		8	51	
1	25	Finn TUCKER		1		25	25	25.00					
169	2614	Mark TURNLEY		164	9	57	2614	16.86	10			81	
49	463	Dean TURNLEY		37	13	58no	463	19.29				13	
152	3172	Frank TUSKES		144	15	138no	3172	24.59	3	2	2	73	
3	3	Mark WEST		2	1	3	3	3.00					
339	6340	Grant WHITESIDE		307	26	162	6340	22.56	13	4	18	351	67
44	155	Anthony WILSON		30	15	18no	155	10.33				15	
47	1101	Mick WOOD		45	3	117no	1101	26.21	1	2	8	24	
5	58	Jack WOOD		4		29	58	14.50					
131	1733	Adam WOOLLETT		119	32	99 no	1733	19.92	11		8	52	



CAREER BOWLING all sections

29 April 2011

TOTAL GAMES	TOTAL WICKETS		balls bowled	mdns	wkts	runs	ave	5 or more	best bowl	Strike rate	Runs/over
206	198	Dev ROYCE	8140	407	198	2868	14.48	5	6/60	41.11	2.11
22	7	Joe RUTHERFORD	343	11	7	118	16.86		2/4	49.00	2.06
24	22	Paul SHAKESPEARE	1200	35	22	636	28.91	1	5/37	54.55	3.18
111	112	Luke SHARRY	4651	183	112	2299	20.53	3	6/56	41.53	2.97
143	126	Paul SHEAHAN	4549	157	126	2252	17.87	5	7/86	36.10	2.97
45	41	Jai SHEAHAN	1808	65	41	1079	26.32	1	5/41	44.10	3.58
13	10	Zac SHEAHAN	298	2	10	250	25.00		3/27	29.80	5.03
63	73	Jacob SIMONSEN	3452	129	73	1592	21.81	2	5/67	47.29	2.77
14	33	Anthony SIRGIANNIS	629	25	33	206	6.24	2	6/22	19.06	1.97
42	8	Jeffrey SMITH	343	5	8	273	34.13		2/6	42.87	4.78
22	22	Daniel SMITH	685	4	22	529	24.05		4/59	31.14	4.63
11	12	Hugo STEINFORT	504	12	12	265	22.08		3/38	42.00	3.15
46	80	Zac STOKES	3120	98	80	1589	19.86	3	6/21	39.00	3.06
27	18	Toby SUDWEEKS	852	20	18	527	29.28		3/24	47.33	3.71
184	218	Matthew SUVOLTOS	5958	103	218	3921	17.99	7	8/74	27.33	3.95
66	105	Ben TAYLOR	4434	135	105	2426	23.10	2	7/15	42.23	3.28
152	274	Graeme TAYLOR	12291	967	274	6093	22.24	10	7/25	44.86	2.97
1		Finn TUCKER									
169	63	Mark TURNLEY	1457	25	63	1140	18.10		4/15	23.13	4.69
49	51	Dean TURNLEY	1428	10	51	1187	23.27		4/13	28.00	4.99
152	157	Frank TUSKES	7392	249	157	3418	21.77	2	7/47	47.08	2.77
3		Mark WEST									
339	12	Grant WHITESIDE	258	2	12	265	22.08		2/5	21.50	6.16
44	50	Anthony WILSON	2886	111	50	1374	27.48		4/16	57.72	2.86
47	7	Mick WOOD	576	33	7	201	28.71		2/19	82.29	2.09
5	0	Jack WOOD	6	0	0	8	?		0/8	?	8.00
131	147	Adam WOOLLETT	6366	254	147	2784	18.94	8	7/25	43.31	2.62

Mark AINSWORTH

	Debut season 2008/09							
	1STS	2NDS	3RDS	4THS	5THS	6THS	7THS	TOTAL
29 April 2011								
GAMES PLAYED		2	26	1				29
PREMIERSHIPS		-	-					
INNINGS		2	21	1				24
NOT OUTS			3	1				4
HIGHEST SCORE		16	47	98no				98no
AGGREGATE RUNS		31	272	98				401
AVERAGE		15.50	15.11	?				20.05
DUCKS			1					1
CENTURIES								
50s				1				1
CATCHES			11	1				12
STUMPINGS								
OVERS BOWLED		13	201	10				224
MAIDENS		1	49	1				51
WICKETS		2	28	3				33
RUNS		44	604	24				672
AVERAGE		22.00	21.57	8.00				20.36
5 wickets/innings								
BEST BOWLING		2/23	4/15	3/24				4/15
BALLS PER WICKET		39.00	43.07	20.00				40.73
RUNS PER OVER		3.38	3.00	2.40				3.00

David ANDERSON

	Debut season 2010/11							
	1STS	2NDS	3RDS	4THS	5THS	6THS	7THS	TOTAL
29 April 2011								
GAMES PLAYED			11					11
PREMIERSHIPS								
INNINGS				10				10
NOT OUTS				0				0
HIGHEST SCORE				30				30
AGGREGATE RUNS				90				90
AVERAGE				9.00				9.00
DUCKS				1				1
CENTURIES								
50s								
CATCHES				20				20
STUMPINGS				3				3
OVERS BOWLED								
MAIDENS								
WICKETS								
RUNS								
AVERAGE								
5 wickets/innings								
BEST BOWLING								
BALLS PER WICKET								
RUNS PER OVER								

Sam ARTHURTON

	Debut season 2010/11							
	1STS	2NDS	3RDS	4THS	5THS	6THS	7THS	TOTAL
29 April 2011								
GAMES PLAYED	11							11
PREMIERSHIPS								
INNINGS	9							9
NOT OUTS	1							1
HIGHEST SCORE	82							82
AGGREGATE RUNS	298							298
AVERAGE	37.25							37.25
DUCKS								
CENTURIES								
50s	2							2
CATCHES	3							3
STUMPINGS								
OVERS BOWLED	42.17							42.17
MAIDENS	8							8
WICKETS	4							4
RUNS	131							131
AVERAGE	32.75							32.75
5 wickets/innings								
BEST BOWLING	2/30							2/30
BALLS PER WICKET	63.26							63.26
RUNS PER OVER	3.11							3.11

Josh BARNES

	Debut season 2007/08							
	1STS	2NDS	3RDS	4THS	5THS	6THS	7THS	TOTAL
29 April 2011								
GAMES PLAYED				4	24	12		40
PREMIERSHIPS				-	-	-		
INNINGS				1	22	11		34
NOT OUTS					3	3		6
HIGHEST SCORE				0	54no	43		54no
AGGREGATE RUNS				0	277	185		462
AVERAGE				0.00	14.58	23.13		16.50
DUCKS				1	3			4
CENTURIES								
50s					1			1
CATCHES				3	7	5		15
STUMPINGS								
OVERS BOWLED				5	16	4		25
MAIDENS				0	1	0		1
WICKETS				1	3	1		5
RUNS				21	83	17		121
AVERAGE				21.00	27.67	17.00		24.20
5 wickets/innings								
BEST BOWLING				1/21	3/44	1/10		3/44
BALLS PER WICKET				30.00	32.00	24.00		30.00
RUNS PER OVER				4.20	5.19	4.25		4.84

James BARNETT

	Debut season 2010/11							
	1STS	2NDS	3RDS	4THS	5THS	6THS	7THS	TOTAL
29 April 2011								
GAMES PLAYED					2			2
PREMIERSHIPS								
INNINGS					2			2
NOT OUTS					1			1
HIGHEST SCORE					49no			49no
AGGREGATE RUNS					60			60
AVERAGE					60.00			60.00
DUCKS								
CENTURIES								
50s								
CATCHES								
STUMPINGS								
OVERS BOWLED					4			4
MAIDENS					0			0
WICKETS					1			1
RUNS					21			21
AVERAGE					21.00			21.00
5 wickets/innings								
BEST BOWLING					1/17			1/17
BALLS PER WICKET					24.00			24.00
RUNS PER OVER					5.25			5.25

Tom BATES

	Debut season 2006/07							
	1STS	2NDS	3RDS	4THS	5THS	6THS	7THS	TOTAL
29 April 2011								
GAMES PLAYED		2	24	21	9			56
PREMIERSHIPS		-	-	-	-			
INNINGS		2	23	15	9			49
NOT OUTS			2	3	2			7
HIGHEST SCORE		9	34	59	17			59
AGGREGATE RUNS		10	216	317	44			587
AVERAGE		5.00	10.29	26.42	6.29			13.98
DUCKS			6	2	1			9
CENTURIES								
50s			1	2				3
CATCHES			3	6				9
STUMPINGS								
OVERS BOWLED		12	162.96	178.67	43.67			397.3
MAIDENS		4	37	37	5			83
WICKETS		2	21	32	6			61
RUNS		51	464	573	207			1295
AVERAGE		25.50	22.10	17.91	34.50			21.23
5 wickets/innings				1				1
BEST BOWLING		1/19	2/3	3/33	3/57			3/33
BALLS PER WICKET		36.00	46.56	33.50	43.67			39.08
RUNS PER OVER		4.25	2.85	3.21	4.74			3.26

Philip BATES

Debut season 2010/11

8 May 2011	1STS	2NDS	3RDS	4THS	5THS	6THS	7THS	TOTAL
GAMES PLAYED							4	4
PREMIERSHIPS								
INNINGS							3	3
NOT OUTS							1	1
HIGHEST SCORE							13	13
AGGREGATE RUNS							21	21
AVERAGE							10.50	10.50
DUCKS								
CENTURIES								
50s								
CATCHES								
STUMPINGS								
OVERS BOWLED								
MAIDENS								
WICKETS								
RUNS								
AVERAGE								
5 wickets/innings								
BEST BOWLING								
BALLS PER WICKET								
RUNS PER OVER								



Tom BEAUMONT

Debut season 2009/10

8 May 2011	1STS	2NDS	3RDS	4THS	5THS	6THS	7THS	TOTAL
GAMES PLAYED	11	1	7					19
PREMIERSHIPS	-	-						
INNINGS	10	1	3					14
NOT OUTS	5	1	1					7
HIGHEST SCORE	8	0no	21					21
AGGREGATE RUNS	15	0	26					41
AVERAGE	3.00	?	13.00					5.86
DUCKS	5							5
CENTURIES								
50s								
CATCHES	2		1					3
STUMPINGS								
OVERS BOWLED	123	9	61					193
MAIDENS	35	0	22					57
WICKETS	11	1	10					22
RUNS	416	35	109					560
AVERAGE	37.82	35.00	10.90					25.45
5 wickets/innings								
BEST BOWLING	4/45	1/35	4/16					4/16
BALLS PER WICKET	67.09	54.00	36.60					52.64
RUNS PER OVER	3.38	3.89	1.79					2.90



Rhys BENNETT

Debut season 1998/99

8 May 2011	1STS	2NDS	3RDS	4THS	5THS	6THS	7THS	TOTAL
GAMES PLAYED	26	59	31	8	27			151
PREMIERSHIPS	-	1	-	-	1			2
INNINGS	24	64	33	7	26			154
NOT OUTS	1	3	2	2	2			10
HIGHEST SCORE	52	95	152no	46 no	65			152no
AGGREGATE RUNS	269	1118	944	69	387			2787
AVERAGE	11.70	18.33	30.45	13.80	16.13			19.35
DUCKS	8	7	1	1	4			21
CENTURIES			0	2				2
50s	1	4	3		1			9
CATCHES	7	20	9	3	11			50
STUMPINGS		1						1
OVERS BOWLED		16	24	31	30.68			101.68
MAIDENS		2	3	4	2			11
WICKETS		3	0	2	3			8
RUNS		63	87	97	143			390
AVERAGE		21.00	?	48.50	47.67			48.75
5 wickets/innings								
BEST BOWLING		2/15	0/2	1/19	1/2			2/15
BALLS PER WICKET		32.00	?	93.00	61.36			76.26
RUNS PER OVER		3.94	3.63	3.13	4.66			3.84



Brett BENTLEY

Debut season 2000/01

8 May 2011	1STS	2NDS	3RDS	4THS	5THS	6THS	7THS	TOTAL
GAMES PLAYED		2	62	27	16	21		128
PREMIERSHIPS		-	-	-	1	-		1
INNINGS		2	55	25	14	18		114
NOT OUTS			8	5	7	5		25
HIGHEST SCORE			52	86	59	57no	56no	86
AGGREGATE RUNS		61	1159	521	401	314		2456
AVERAGE		30.50	24.66	26.05	57.29	24.15		27.60
DUCKS			3	3	1	3		10
CENTURIES								
50s		1	7	3	3	3		17
CATCHES		2	29	8	2	7		48
STUMPINGS								
OVERS BOWLED			603	155	49.16	84.66		891.82
MAIDENS			128	38	7	4		177
WICKETS			61	24	10	27		122
RUNS			1657	434	249	362		2702
AVERAGE			27.16	18.08	24.90	13.41		22.15
5 wickets/innings						1		1
BEST BOWLING			4/48	3/16	3/21	5/15		5/15
BALLS PER WICKET			59.31	38.75	29.50	18.81		43.86
RUNS PER OVER			2.75	2.80	5.07	4.28		3.03



Andrew BISHOP

Debut season 2005/06

8 May 2011	1STS	2NDS	3RDS	4THS	5THS	6THS	7THS	TOTAL
GAMES PLAYED				7	10	70		87
PREMIERSHIPS				-	-	-		
INNINGS				5	9	62		76
NOT OUTS				1	2	16		19
HIGHEST SCORE				8no	36	70		70
AGGREGATE RUNS				16	101	1020		1137
AVERAGE				4.00	14.43	22.17		19.95
DUCKS				2	2	3		7
CENTURIES								
50s						6		6
CATCHES						18		18
STUMPINGS					1			1
OVERS BOWLED				58	61.33	453.67		573
MAIDENS				13	18	53		84
WICKETS				8	18	91		117
RUNS				122	159	1782		2063
AVERAGE				15.25	8.83	19.58		17.63
5 wickets/innings								
BEST BOWLING				3/16	4/6	4/18		4/6
BALLS PER WICKET				43.50	20.44	29.91		29.38
RUNS PER OVER				2.10	2.59	3.93		3.60



Campbell BISHOP

Debut season 2005/06

8 May 2011	1STS	2NDS	3RDS	4THS	5THS	6THS	7THS	TOTAL
GAMES PLAYED			11	11	2	32		56
PREMIERSHIPS			-	-	-	-		
INNINGS			9	8	2	28		47
NOT OUTS			1	1		6		8
HIGHEST SCORE			27	85	50	53ret		85
AGGREGATE RUNS			110	168	72	476		826
AVERAGE			13.75	24.00	36.00	21.64		21.18
DUCKS			2	1		3		6
CENTURIES								
50s					1	1	3	5
CATCHES			7	7		11		25
STUMPINGS								
OVERS BOWLED			25.5	27		123.67		176.17
MAIDENS			6	1		11		18
WICKETS			8	4		25		37
RUNS			86	135		548		769
AVERAGE			10.75	33.75		21.92		20.78
5 wickets/innings								
BEST BOWLING			3/5	2/29		4/23		4/23
BALLS PER WICKET			19.13	40.50		29.68		28.57
RUNS PER OVER			3.37	5.00		4.43		4.37



James BLIGHT

Debut season 2007/08

29 April 2011	1STS	2NDS	3RDS	4THS	5THS	6THS	7THS	TOTAL
GAMES PLAYED		7	11	2	11	7	1	39
PREMIERSHIPS		-	-	-	-	-		
INNINGS		8	9	1	7	7	1	33
NOT OUTS		2	2			1		5
HIGHEST SCORE		8	28no		101	37	0	101
AGGREGATE RUNS		31	86	0	148	77	0	342
AVERAGE		5.17	12.29	0.00	21.14	12.83	0.00	12.21
DUCKS			1	1	3	3	1	9
CENTURIES					1			1
50s								
CATCHES		2	12		6	4	2	26
STUMPINGS			1					1
OVERS BOWLED		1		4	10	2		17
MAIDENS		0		0	0	0		0
WICKETS		0		1	1	2		4
RUNS		3		20	43	23		89
AVERAGE		?		20.00	43.00	11.50		22.25
5 wickets/innings								
BEST BOWLING		0/3		1/20	1/38	2/23		2/23
BALLS PER WICKET		?		24.00	60.00	6.00		25.50
RUNS PER OVER		3.00		5.00	4.30	11.50		5.24



George CAMERON

Debut season 2008/09

29 April 2011	1STS	2NDS	3RDS	4THS	5THS	6THS	7THS	TOTAL
GAMES PLAYED				1	1	8	1	11
PREMIERSHIPS						-		
INNINGS				1	1	7	1	10
NOT OUTS					1	1	1	3
HIGHEST SCORE				4	94no	53no	52no	94no
AGGREGATE RUNS				4	94	151	52	301
AVERAGE				4.00	?	25.17	?	43.00
DUCKS								
CENTURIES								
50s						1	1	3
CATCHES						7		7
STUMPINGS								
OVERS BOWLED						6		6
MAIDENS						0		0
WICKETS						1		1
RUNS						21		21
AVERAGE						21.00		21.00
5 wickets/innings								
BEST BOWLING						1/21		1/21
BALLS PER WICKET						36.00		36.00
RUNS PER OVER						3.50		3.50



Chris CARROLL

Debut season 1970/71

29 April 2011	1STS	2NDS	3RDS	4THS	5THS	6THS	7THS	TOTAL
GAMES PLAYED				15	132	10	2	159
PREMIERSHIPS		-	-	-	-	5	-	5
INNINGS				15	101	6		122
NOT OUTS				2	20	2		24
HIGHEST SCORE		-	-	-	51	71no	36	71no
AGGREGATE RUNS				170	1171	80		1421
AVERAGE				13.08	14.46	20.00		14.50
DUCKS				2	14	1		17
CENTURIES								
50s				1	1			2
CATCHES			2	1	44	4	1	52
STUMPINGS								
OVERS BOWLED				37.2	775.3	64	10	886.5
MAIDENS				3	142	12	0	157
WICKETS				15	146	5	0	166
RUNS				154	2404	191	31	2780
AVERAGE				10.27	16.47	38.20	?	16.75
5 wickets/innings					2			2
BEST BOWLING		-	-	-	4/50	6/45	2/31	0/31
BALLS PER WICKET				14.88	31.86	76.80	?	32.04
RUNS PER OVER				4.14	3.10	2.98	3.10	3.14



Gavin CASTLE

Debut season 1996/97

29 April 2011	1STS	2NDS	3RDS	4THS	5THS	6THS	7THS	TOTAL
GAMES PLAYED		80						80
PREMIERSHIPS		2						2
INNINGS		72						72
NOT OUTS		5						5
HIGHEST SCORE		99						99
AGGREGATE RUNS		1234						1234
AVERAGE		18.42						18.42
DUCKS		7						7
CENTURIES								
50s		5						5
CATCHES		44						44
STUMPINGS								
OVERS BOWLED	1499.83							1499.83
MAIDENS	390							390
WICKETS	212							212
RUNS	3308							3308
AVERAGE	15.60							15.60
5 wickets/innings	8							8
BEST BOWLING	6/20							6/20
BALLS PER WICKET	42.45							42.45
RUNS PER OVER	2.21							2.21



Eddie CHARLES

Debut season 2010/11

29 April 2011	1STS	2NDS	3RDS	4THS	5THS	6THS	7THS	TOTAL
GAMES PLAYED				1		9		10
PREMIERSHIPS								
INNINGS						7		7
NOT OUTS						1		1
HIGHEST SCORE						44		44
AGGREGATE RUNS						142		142
AVERAGE						23.67		23.67
DUCKS								
CENTURIES								
50s								
CATCHES						4		4
STUMPINGS								
OVERS BOWLED					2	30.67		32.67
MAIDENS					0	5		5
WICKETS					1	7		8
RUNS					9	99		108
AVERAGE					9.00	14.14		13.50
5 wickets/innings								
BEST BOWLING					1/9	3/9		3/9
BALLS PER WICKET					12.00	26.29		24.50
RUNS PER OVER					4.50	3.23		3.31



George CHISHOLM

Debut season 2006/07

29 April 2011	1STS	2NDS	3RDS	4THS	5THS	6THS	7THS	TOTAL
GAMES PLAYED		1	4	2	3	12	1	23
PREMIERSHIPS		-	-	-	-	-		
INNINGS		1	3	2	1	10	1	18
NOT OUTS			2	1	1	2		6
HIGHEST SCORE		0	13no	21no	6no	51no	32	51no
AGGREGATE RUNS		0	28	21	6	195	32	282
AVERAGE		0.00	28.00	21.00	?	24.38	32.00	23.50
DUCKS		1		1		1		3
CENTURIES								
50s						1		1
CATCHES			3	6		4	1	14
STUMPINGS						1		1
OVERS BOWLED			6.67	11	21.5	37.67	4	80.84
MAIDENS			2	0	4	4	0	10
WICKETS			0	2	6	14	0	22
RUNS			14	38	73	134	19	278
AVERAGE			?	19.00	12.17	9.57	?	12.64
5 wickets/innings								
BEST BOWLING			0/14	2/19	3/49	4/15	0/19	4/15
BALLS PER WICKET			?	33.00	21.50	16.14	?	22.05
RUNS PER OVER			2.10	3.45	3.40	3.56	4.75	3.44



Tom CHISHOLM

Debut season 2006/07

29 April 2011	1STS	2NDS	3RDS	4THS	5THS	6THS	7THS	TOTAL
GAMES PLAYED					14	2		16
PREMIERSHIPS								
INNINGS					10	1		11
NOT OUTS					6			6
HIGHEST SCORE					24	4		24
AGGREGATE RUNS					104	4		108
AVERAGE					26.00	4.00		21.60
DUCKS					2			2
CENTURIES								
50s								
CATCHES					3			3
STUMPINGS								
OVERS BOWLED					47	16		63
MAIDENS					6	1		7
WICKETS					12	3		15
RUNS					201	55		256
AVERAGE					16.75	18.33		17.07
5 wickets/innings								
BEST BOWLING					2/15	3/23		3/23
BALLS PER WICKET					23.50	32.00		25.20
RUNS PER OVER					4.28	3.44		4.06



Tim CLARK

Debut season 1995/96

29 April 2011	1STS	2NDS	3RDS	4THS	5THS	6THS	7THS	TOTAL
GAMES PLAYED	64	40	33	3	11			151
PREMIERSHIPS	-	2	-	-	-			2
INNINGS	68	42	35	3	11			159
NOT OUTS	1	2		1				4
HIGHEST SCORE	104	134	64	177	115			177
AGGREGATE RUNS	1319	1179	523	306	447			3774
AVERAGE	19.69	29.48	14.94	153.00	40.64			24.35
DUCKS	8	1	4					13
CENTURIES	1	2		2	1			6
50s	5	5	1		2			13
CATCHES	26	20	21	2	15			84
STUMPINGS					1			1
OVERS BOWLED	76.27	25	24	9	2.67			136.94
MAIDENS	9	7	4	4	0			24
WICKETS	13	4	3	0	1			21
RUNS	329	106	88	25	22			570
AVERAGE	25.31	26.50	29.33	?	22.00			27.14
5 wickets/innings								
BEST BOWLING	3/19	2/4	2/8	0/5	1/16			3/19
BALLS PER WICKET	35.20	37.50	48.00	?	16.02			39.13
RUNS PER OVER	4.31	4.24	3.67	2.78	8.24			4.16



Nathan CLARK

Debut season 2000/01

29 April 2011	1STS	2NDS	3RDS	4THS	5THS	6THS	7THS	TOTAL
GAMES PLAYED					13	49	21	83
PREMIERSHIPS					-	1	1	2
INNINGS					10	28	13	51
NOT OUTS					4	4	5	13
HIGHEST SCORE					18	30no	10no	30no
AGGREGATE RUNS					44	224	29	297
AVERAGE					7.33	9.33	3.63	7.82
DUCKS					1	6	4	11
CENTURIES								
50s								
CATCHES					4	12		16
STUMPINGS								
OVERS BOWLED					128.33	531.83	146.86	807.02
MAIDENS					44	148	39	231
WICKETS					19	86	27	132
RUNS					281	1628	403	2312
AVERAGE					14.79	18.93	14.93	17.52
5 wickets/innings					1	6	2	9
BEST BOWLING					6/21	6/64	7/31	7/31
BALLS PER WICKET					40.53	37.10	32.64	36.68
RUNS PER OVER					2.19	3.06	2.74	2.86



Anthony CONNELL

Debut season 2009/10

29 April 2011	1STS	2NDS	3RDS	4THS	5THS	6THS	7THS	TOTAL
GAMES PLAYED	5	7	3	5		7		27
PREMIERSHIPS								
INNINGS	4	6	3	5		7		25
NOT OUTS								
HIGHEST SCORE	19	47	63	138		43		138
AGGREGATE RUNS	53	101	93	280		182		709
AVERAGE	13.25	16.83	31.00	56.00		26.00		28.36
DUCKS			1					1
CENTURIES				1				1
50s			1	1				2
CATCHES	2	1	1			2		6
STUMPINGS								
OVERS BOWLED								
MAIDENS								
WICKETS								
RUNS								
AVERAGE								
5 wickets/innings								
BEST BOWLING								
BALLS PER WICKET								
RUNS PER OVER								



Ross CORBETT

Debut season 2010/11

29 April 2011	1STS	2NDS	3RDS	4THS	5THS	6THS	7THS	TOTAL
GAMES PLAYED					1		10	11
PREMIERSHIPS								
INNINGS					1		10	11
NOT OUTS					1		5	6
HIGHEST SCORE					0no		51no	51no
AGGREGATE RUNS					0		128	128
AVERAGE					?		25.60	25.60
DUCKS							2	2
CENTURIES								
50s							1	1
CATCHES					1		2	3
STUMPINGS								
OVERS BOWLED					4		7	11
MAIDENS					0	0	0	0
WICKETS					1		0	1
RUNS					22		31	53
AVERAGE					22.00		?	53.00
5 wickets/innings								
BEST BOWLING					1/22		0/2	1/22
BALLS PER WICKET					24.00		?	66.00
RUNS PER OVER					5.50		4.43	4.82



Daniel COURTNEY

Debut season 2010/11

29 April 2011	1STS	2NDS	3RDS	4THS	5THS	6THS	7THS	TOTAL
GAMES PLAYED				1	6	8		15
PREMIERSHIPS								
INNINGS					2	4		6
NOT OUTS						2		2
HIGHEST SCORE					0	17		17
AGGREGATE RUNS					0	38		38
AVERAGE					0.00	19.00		9.50
DUCKS					2			2
CENTURIES								
50s								
CATCHES					4	2		6
STUMPINGS								
OVERS BOWLED				7	32.5	54		93.5
MAIDENS				2	1	12		15
WICKETS				2	4	11		17
RUNS				30	103	183		316
AVERAGE				15.00	25.75	16.64		18.59
5 wickets/innings								
BEST BOWLING				2/30	3/12	2/7		3/12
BALLS PER WICKET				21.00	48.75	29.45		33.00
RUNS PER OVER				4.29	3.17	3.39		3.38



Dale DENNY

Debut season 2009/10

29 April 2011	1STS	2NDS	3RDS	4THS	5THS	6THS	7THS	TOTAL
GAMES PLAYED	4	9	1					14
PREMIERSHIPS								
INNINGS	3	6	1					10
NOT OUTS								
HIGHEST SCORE	12	51	31					51
AGGREGATE RUNS	13	125	31					169
AVERAGE	4.33	20.83	31.00					16.90
DUCKS								
CENTURIES								
50s		1						1
CATCHES		3						3
STUMPINGS								
OVERS BOWLED	23	62	8					93
MAIDENS	2	11	2					15
WICKETS	5	14						19
RUNS	88	206	21					315
AVERAGE	17.60	14.71	?					16.58
5 wickets/innings		1						1
BEST BOWLING	4/47	5/22	0/21					5/22
BALLS PER WICKET	27.60	26.57	?					29.37
RUNS PER OVER	3.83	3.32	2.63					3.39



Anthony DEVLIN

Debut season 1981/82

29 April 2011	1STS	2NDS	3RDS	4THS	5THS	6THS	7THS	TOTAL
GAMES PLAYED		11	93	110	91	43		348
PREMIERSHIPS		-	1	-	1	2		4
INNINGS		9	92	102	87	42		332
NOT OUTS		1	7	14	10	7		39
HIGHEST SCORE		28	93	116	154	66		154
AGGREGATE RUNS		74	1667	2339	1903	757		6740
AVERAGE		9.25	19.61	26.58	24.71	21.63		23.00
DUCKS		2	4	3	6	1		16
CENTURIES								
50s			10	12	9	1		32
CATCHES		3	30	31	24	17		105
STUMPINGS								
OVERS BOWLED		56	834	852.33	213	111.5		2066.83
MAIDENS		14	197	208	49	28		496
WICKETS		5	98	98	35	22		258
RUNS		136	2277	2058	613	256		5340
AVERAGE		27.20	23.23	21.00	17.51	11.64		20.70
5 wickets/innings			4	3	1	1		9
BEST BOWLING		2/6	6/74	5/30	6/24	6/33		6/24
BALLS PER WICKET		67.20	51.06	52.18	36.51	30.41		48.07
RUNS PER OVER		2.43	2.73	2.41	2.88	2.30		2.58



Scott DIMOVSKI

Debut season 2009/10

29 April 2011	1STS	2NDS	3RDS	4THS	5THS	6THS	7THS	TOTAL
GAMES PLAYED		7	11	5	1			24
PREMIERSHIPS								
INNINGS		6	10	4	1			21
NOT OUTS		1	2					3
HIGHEST SCORE		39	56no	47	29			56no
AGGREGATE RUNS		70	170	60	29			329
AVERAGE		14.00	21.25	15.00	29.00			18.28
DUCKS		1	1	1				3
CENTURIES								
50s			1					1
CATCHES			1					1
STUMPINGS								
OVERS BOWLED		5	53	40.67	5			103.67
MAIDENS		0	17	11	0			28
WICKETS		0	11	5	0			16
RUNS		18	64	132	28			242
AVERAGE		?	5.82	26.40	?			15.13
5 wickets/innings								
BEST BOWLING		0/18	3/10	3/14	0/28			3/10
BALLS PER WICKET		?	28.91	48.80	?			38.88
RUNS PER OVER		3.60	1.21	3.25	5.60			2.33



Hayden DOWN

Debut season 2010/11

29 April 2011	1STS	2NDS	3RDS	4THS	5THS	6THS	7THS	TOTAL
GAMES PLAYED				9	4			13
PREMIERSHIPS								
INNINGS				3	4			7
NOT OUTS				2	4			6
HIGHEST SCORE				3no	4no			4no
AGGREGATE RUNS				4	4			8
AVERAGE				4.00	?			8.00
DUCKS				1				1
CENTURIES								
50s								
CATCHES				4	2			6
STUMPINGS								
OVERS BOWLED				68	21.83			89.83
MAIDENS				18	3			21
WICKETS				7	2			9
RUNS				168	119			287
AVERAGE				24.00	59.50			31.89
5 wickets/innings								
BEST BOWLING				1/8	2/38			2/38
BALLS PER WICKET				58.29	65.49			59.89
RUNS PER OVER				2.47	5.45			3.19



Cam DUGGAN

Debut season 2009/10

29 April 2011	1STS	2NDS	3RDS	4THS	5THS	6THS	7THS	TOTAL
GAMES PLAYED						3	1	4
PREMIERSHIPS						-		
INNINGS						3		3
NOT OUTS						1		1
HIGHEST SCORE						17		17
AGGREGATE RUNS						27		27
AVERAGE						13.50		13.50
DUCKS								
CENTURIES								
50s								
CATCHES						1	1	2
STUMPINGS								
OVERS BOWLED								
MAIDENS								
WICKETS								
RUNS								
AVERAGE								
5 wickets/innings								
BEST BOWLING								
BALLS PER WICKET								
RUNS PER OVER								



Andrew DURANTE

Debut season 2010/11

29 April 2011	1STS	2NDS	3RDS	4THS	5THS	6THS	7THS	TOTAL
GAMES PLAYED						3	2	5
PREMIERSHIPS								
INNINGS						1	2	3
NOT OUTS						1		1
HIGHEST SCORE						0no	4	4
AGGREGATE RUNS						0	6	6
AVERAGE						?	3.00	3.00
DUCKS								
CENTURIES								
50s								
CATCHES						1	1	2
STUMPINGS								
OVERS BOWLED						12	6	18
MAIDENS						1	0	1
WICKETS						1	0	1
RUNS						30	24	54
AVERAGE						30.00	?	54.00
5 wickets/innings								
BEST BOWLING						1/15	0/4	1/15
BALLS PER WICKET						72.00	?	108.00
RUNS PER OVER						2.50	4.00	3.00



Sam EASON

Debut season 2007/08

29 April 2011	1STS	2NDS	3RDS	4THS	5THS	6THS	7THS	TOTAL
GAMES PLAYED	26	16	8					50
PREMIERSHIPS	-	-	-					
INNINGS	26	16	8					50
NOT OUTS	1		1					2
HIGHEST SCORE	30	55	20no					55
AGGREGATE RUNS	177	222	109					508
AVERAGE	7.08	13.88	15.57					10.58
DUCKS	7	3	1					11
CENTURIES								
50s		1						1
CATCHES	6	5	2					13
STUMPINGS								
OVERS BOWLED	179	87	118					384
MAIDENS	19	16	31					66
WICKETS	17	11	20					48
RUNS	775	291	287					1353
AVERAGE	45.59	26.45	14.35					28.19
5 wickets/innings			1					1
BEST BOWLING	3/58	4/22	8/40					8/40
BALLS PER WICKET	63.18	47.45	35.40					48.00
RUNS PER OVER	4.33	3.34	2.43					3.52



Ben EASON

Debut season 2008/09

29 April 2011	1STS	2NDS	3RDS	4THS	5THS	6THS	7THS	TOTAL
GAMES PLAYED		6	21	3				30
PREMIERSHIPS	-	-	-					
INNINGS		5	15	2				22
NOT OUTS		1						1
HIGHEST SCORE		16	48	8				48
AGGREGATE RUNS		27	179	12				218
AVERAGE		6.75	11.93	6.00				10.38
DUCKS		2	2					4
CENTURIES								
50s								
CATCHES			7	6				13
STUMPINGS								
OVERS BOWLED		22	175.85	36				233.85
MAIDENS		4	38	14				56
WICKETS		3	29	1				33
RUNS		84	537	55				676
AVERAGE		28.00	18.52	55.00				20.48
5 wickets/innings			1					1
BEST BOWLING		3/6	6/47	1/17				6/47
BALLS PER WICKET		44.00	36.38	216.00				42.52
RUNS PER OVER		3.82	3.05	1.53				2.89



Patrick EASTMAN

Debut season 2007/08

29 April 2011	1STS	2NDS	3RDS	4THS	5THS	6THS	7THS	TOTAL
GAMES PLAYED	4	24	6	2		13		49
PREMIERSHIPS	-	-	-	-		-		
INNINGS	3	24	5	2		13		47
NOT OUTS		5		1		2		8
HIGHEST SCORE	27	119	91	37		71		119
AGGREGATE RUNS	27	508	151	38		285		1009
AVERAGE	9.00	26.74	30.20	38.00		25.91		25.87
DUCKS	2	4				2		8
CENTURIES			1					1
50s		1	1			3		5
CATCHES	2	18	3			3		26
STUMPINGS		1				1		2
OVERS BOWLED	15	57	46	11		56		185
MAIDENS	3	5	6			8		22
WICKETS	2	0	9	2		10		23
RUNS	70	210	167	57		253		757
AVERAGE	35.00	?	18.56	28.50		25.30		32.91
5 wickets/innings								
BEST BOWLING	2/43	0/13	4/36	2/37		3/34		4/36
BALLS PER WICKET	45.00	?	30.67	33.00		33.60		48.26
RUNS PER OVER	4.67	3.68	3.63	5.18		4.52		4.09



Angelo FATONE

Debut season 2000/01

29 April 2011	1STS	2NDS	3RDS	4THS	5THS	6THS	7THS	TOTAL
GAMES PLAYED				3	51	20	10	84
PREMIERSHIPS	-	-	-	-	1	2		3
INNINGS				3	43	14	10	70
NOT OUTS				1	14	8	4	27
HIGHEST SCORE				31	101no	47	21	101no
AGGREGATE RUNS				39	857	184	91	1171
AVERAGE				19.50	29.55	30.67	15.17	27.23
DUCKS					2			2
CENTURIES					1			1
50s					4			4
CATCHES					20	10	3	33
STUMPINGS								
OVERS BOWLED				26	468.5	262.5	27	784
MAIDENS				8	121	73	3	205
WICKETS				3	70	57	4	134
RUNS				47	1295	702	96	2140
AVERAGE				15.67	18.50	12.32	24.00	15.97
5 wickets/innings					3	4		7
BEST BOWLING				2/21	5/24	7/24	2/37	7/24
BALLS PER WICKET				52.00	40.16	27.63	40.50	35.10
RUNS PER OVER				1.81	2.76	2.67	3.56	2.73



Riley FERGUSON

Debut season 2010/11

29 April 2011	1STS	2NDS	3RDS	4THS	5THS	6THS	7THS	TOTAL
GAMES PLAYED	1	9						10
PREMIERSHIPS								
INNINGS	1	8						9
NOT OUTS		3						3
HIGHEST SCORE	25	153						153
AGGREGATE RUNS	25	371						396
AVERAGE	25.00	74.20						66.00
DUCKS								
CENTURIES		2						2
50s		1						1
CATCHES		9						9
STUMPINGS		1						1
OVERS BOWLED								
MAIDENS								
WICKETS								
RUNS								
AVERAGE								
5 wickets/innings								
BEST BOWLING								
BALLS PER WICKET								
RUNS PER OVER								



Harley FINNIGAN

Debut season 2010/11

29 April 2011	1STS	2NDS	3RDS	4THS	5THS	6THS	7THS	TOTAL
GAMES PLAYED					2		5	7
PREMIERSHIPS								
INNINGS					1		4	5
NOT OUTS								
HIGHEST SCORE					2		18	18
AGGREGATE RUNS					2		34	36
AVERAGE					2.00		8.50	7.20
DUCKS							1	1
CENTURIES								
50s								
CATCHES					1			1
STUMPINGS								
OVERS BOWLED							4	4
MAIDENS							3	3
WICKETS							1	1
RUNS							3	3
AVERAGE							3.00	3.00
5 wickets/innings								
BEST BOWLING							1/3	1/3
BALLS PER WICKET							24.00	24.00
RUNS PER OVER							0.75	0.75



Lucas FRIEND

Debut season 1997/98

29 April 2011	1STS	2NDS	3RDS	4THS	5THS	6THS	7THS	TOTAL
GAMES PLAYED		20	41	24	1			86
PREMIERSHIPS		-	1	-				1
INNINGS		17	36	17	1			71
NOT OUTS		3	5	4				12
HIGHEST SCORE		23	39	73no	0			73no
AGGREGATE RUNS		143	384	255	0			782
AVERAGE	10.21	12.39	19.62	0.00				13.25
DUCKS	3	2	2	1				8
CENTURIES								
50s				2				2
CATCHES		13	17	13				43
STUMPINGS								
OVERS BOWLED		170.33	526.67	253.5	8			958.5
MAIDENS		33	115	80	1			229
WICKETS		18	72	31	1			122
RUNS		465	1548	626	19			2658
AVERAGE	25.83	21.50	20.19	19.00				21.79
5 wickets/innings		5	1					6
BEST BOWLING	3/72	6/71	6/63	1/19				6/63
BALLS PER WICKET	56.78	43.89	49.06	48.00				47.14
RUNS PER OVER	2.73	2.94	2.47	2.38				2.77



Max GARRATT

Debut season 2009/10

29 April 2011	1STS	2NDS	3RDS	4THS	5THS	6THS	7THS	TOTAL
GAMES PLAYED						4		4
PREMIERSHIPS						-		
INNINGS						4		4
NOT OUTS						2		2
HIGHEST SCORE						10		10
AGGREGATE RUNS						12		12
AVERAGE						6.00		6.00
DUCKS						2		2
CENTURIES								
50s								
CATCHES								
STUMPINGS								
OVERS BOWLED						1		1
MAIDENS						1		1
WICKETS						0		0
RUNS						0		0
AVERAGE						?		?
5 wickets/innings								
BEST BOWLING						0/0		0/0
BALLS PER WICKET						?		?
RUNS PER OVER						0.00		0.00



Andrew GARRIGAN

Debut season 2003/04

29 April 2011	1STS	2NDS	3RDS	4THS	5THS	6THS	7THS	TOTAL
GAMES PLAYED	5	80	10					95
PREMIERSHIPS	-	1	-					1
INNINGS	5	78	11					94
NOT OUTS		5	2					7
HIGHEST SCORE	31	119	77no					119
AGGREGATE RUNS	59	1625	404					2088
AVERAGE	11.80	22.26	44.89					24.00
DUCKS	2	7	1					10
CENTURIES		1						1
50s		7	2					9
CATCHES		22	1					23
STUMPINGS								
OVERS BOWLED		15						15
MAIDENS		6						6
WICKETS		5						5
RUNS		44						44
AVERAGE		8.80						8.80
5 wickets/innings								
BEST BOWLING		2/0						2/0
BALLS PER WICKET		18.00						18.00
RUNS PER OVER		2.93						2.93



Vincent GEORGELIN

Debut season 2010/11

29 April 2011	1STS	2NDS	3RDS	4THS	5THS	6THS	7THS	TOTAL
GAMES PLAYED							1	1
PREMIERSHIPS								
INNINGS							1	1
NOT OUTS								
HIGHEST SCORE							3	3
AGGREGATE RUNS							3	3
AVERAGE							3.00	3.00
DUCKS								
CENTURIES								
50s								
CATCHES								
STUMPINGS								
OVERS BOWLED								
MAIDENS								
WICKETS								
RUNS								
AVERAGE								
5 wickets/innings								
BEST BOWLING								
BALLS PER WICKET								
RUNS PER OVER								



Shannan GOVE

Debut season 2003/04

29 April 2011	1STS	2NDS	3RDS	4THS	5THS	6THS	7THS	TOTAL
GAMES PLAYED	23	21	5	1	8			58
PREMIERSHIPS	-	-	-	-	1			1
INNINGS	19	19	2		6			46
NOT OUTS	9	5	1		2			17
HIGHEST SCORE	17no	27	15no		74no			74no
AGGREGATE RUNS	66	88	25		126			305
AVERAGE	6.60	6.29	25.00		31.50			10.52
DUCKS	4	3			1			8
CENTURIES								
50s					1			1
CATCHES	2	11	2		1			16
STUMPINGS								
OVERS BOWLED	197	194	54.17	11.67	127.67			584.51
MAIDENS	22	27	12	2	32			95
WICKETS	22	37	7	1	17			84
RUNS	890	532	132	31	293			1878
AVERAGE	40.45	14.38	18.86	31.00	17.24			22.36
5 wickets/innings					1			1
BEST BOWLING	4/32	4/6	2/28	1/31	5/38			5/38
BALLS PER WICKET	53.73	31.46	46.43	70.02	45.06			41.75
RUNS PER OVER	4.52	2.74	2.44	2.66	2.29			3.21



Kane GRAMBEAU

Debut season 2010/11

29 April 2011	1STS	2NDS	3RDS	4THS	5THS	6THS	7THS	TOTAL
GAMES PLAYED							8	8
PREMIERSHIPS								
INNINGS							5	5
NOT OUTS							3	3
HIGHEST SCORE							75no	75no
AGGREGATE RUNS							187	187
AVERAGE							93.50	93.50
DUCKS							1	1
CENTURIES								
50s							3	3
CATCHES							4	4
STUMPINGS								
OVERS BOWLED							45.33	45.33
MAIDENS							9	9
WICKETS							11	11
RUNS							161	161
AVERAGE							14.64	14.64
5 wickets/innings							1	1
BEST BOWLING							5/10	5/10
BALLS PER WICKET							24.73	24.73
RUNS PER OVER							3.55	3.55



Andrew GREEN

Debut season 1993/94

29 April 2011	1STS	2NDS	3RDS	4THS	5THS	6THS	7THS	TOTAL
GAMES PLAYED	19	65	50	21	7	6		168
PREMIERSHIPS	-	-	-	1	-			1
INNINGS	13	61	50	28	7	6		165
NOT OUTS		2	2	2		1		7
HIGHEST SCORE	39	66	85	93	24	39no		93
AGGREGATE RUNS	240	1012	1260	727	72	52		3363
AVERAGE	18.46	17.15	26.25	27.96	10.29	10.40		21.28
DUCKS	3	6	6	3	1	3		22
CENTURIES								
50s			3	10	6			19
CATCHES		4	20	19	10	3	3	59
STUMPINGS								
OVERS BOWLED	3.67	45	38.33	75.67	12.5	19		194.17
MAIDENS	2	8	4	8	1	4		27
WICKETS	0	10	7	14	4	4		39
RUNS	16	167	131	291	51	81		737
AVERAGE	?	16.70	18.71	20.79	12.75	20.25		18.90
5 wickets/innings								
BEST BOWLING	0/6	3/14	2/42	3/69	3/16	3/11		3/11
BALLS PER WICKET	?	27.00	32.85	32.43	18.75	28.50		29.87
RUNS PER OVER	4.36	3.71	3.42	3.85	4.08	4.26		3.80



Tom GRIBBLE

Debut season 2007/08

29 April 2011	1STS	2NDS	3RDS	4THS	5THS	6THS	7THS	TOTAL
GAMES PLAYED						6		6
PREMIERSHIPS						-		
INNINGS						4		4
NOT OUTS								
HIGHEST SCORE						33		33
AGGREGATE RUNS						60		60
AVERAGE						15.00		15.00
DUCKS								
CENTURIES								
50s								
CATCHES						2	1	3
STUMPINGS								
OVERS BOWLED						1	6	7
MAIDENS						0	1	1
WICKETS						0	2	2
RUNS						9	17	26
AVERAGE						?	8.50	13.00
5 wickets/innings								
BEST BOWLING						0/9	2/17	2/17
BALLS PER WICKET						?	18.00	21.00
RUNS PER OVER						9.00	2.83	3.71



Warwick HADFIELD

Debut season 1997/98

29 April 2011	1STS	2NDS	3RDS	4THS	5THS	6THS	7THS	TOTAL
GAMES PLAYED				10	60	51	1	122
PREMIERSHIPS				-	-	3		3
INNINGS				9	46	33	1	89
NOT OUTS				5	17	7		29
HIGHEST SCORE				52no	25	126 no	6	126 no
AGGREGATE RUNS				126	360	559	6	1051
AVERAGE				31.50	12.41	21.50	6.00	17.52
DUCKS					7	4		11
CENTURIES							1	1
50s				1	1	1		3
CATCHES				4	23	21		48
STUMPINGS								
OVERS BOWLED				53	555.32	483.16		1091.48
MAIDENS				9	106	90		205
WICKETS				15	109	97		221
RUNS				221	1564	1407		3192
AVERAGE				14.73	14.35	14.51		14.44
5 wickets/innings					5	4		9
BEST BOWLING				4/26	5/15	7/36		7/36
BALLS PER WICKET				21.20	30.57	29.89		29.63
RUNS PER OVER				4.17	2.82	2.91		2.92



James HADFIELD

Debut season 1998/99

29 April 2011	1STS	2NDS	3RDS	4THS	5THS	6THS	7THS	TOTAL
GAMES PLAYED			1	19	63	34	4	121
PREMIERSHIPS			-	-	1	2		3
INNINGS			1	15	46	23	1	86
NOT OUTS				5	18	9		32
HIGHEST SCORE			0	38	47	15no	5	47
AGGREGATE RUNS			0	118	304	118	5	545
AVERAGE			0.00	11.80	10.86	8.43	5.00	10.09
DUCKS			1		9	2		12
CENTURIES								
50s								
CATCHES				8	8	6	2	24
STUMPINGS								
OVERS BOWLED				189	482.83	198.33	30	900.16
MAIDENS				45	109	39	8	201
WICKETS				22	73	32	5	132
RUNS				577	1438	619	43	2677
AVERAGE				26.23	19.70	19.34	8.60	20.28
5 wickets/innings					2			2
BEST BOWLING				4/8	5/19	4/27	3/11	5/19
BALLS PER WICKET				51.55	39.68	37.19	36.00	40.92
RUNS PER OVER				3.05	2.98	3.12	1.43	2.97



Jamie HARRISON

Debut season 2007/08

29 April 2011	1STS	2NDS	3RDS	4THS	5THS	6THS	7THS	TOTAL
GAMES PLAYED	1	3	4			7		15
PREMIERSHIPS	-	-				-		
INNINGS	1	2	3			6		12
NOT OUTS		2	2			1		5
HIGHEST SCORE	0	3no	4no			4		4no
AGGREGATE RUNS	0	3	11			9		23
AVERAGE	0.00	?	11.00			1.80		3.29
DUCKS	1					2		3
CENTURIES								
50s								
CATCHES	1		1			5		7
STUMPINGS								
OVERS BOWLED	13	17	55.33			46		131.33
MAIDENS	1	2	9			13		25
WICKETS	0	0	9			10		19
RUNS	60	57	152			131		400
AVERAGE	?	?	16.89			13.10		21.05
5 wickets/innings								
BEST BOWLING	0/60	0/21	3/33			2/9		3/33
BALLS PER WICKET	?	?	36.89			27.60		41.47
RUNS PER OVER	4.62	3.35	2.75			2.85		3.05



Nick HARRISON

Debut season 2009/10

29 April 2011	1STS	2NDS	3RDS	4THS	5THS	6THS	7THS	TOTAL
GAMES PLAYED			2	5	6	16		29
PREMIERSHIPS						-		
INNINGS			2	1	3	14		20
NOT OUTS			1	1	2	6		10
HIGHEST SCORE			0no	1no	2	24		24
AGGREGATE RUNS			0	1	2	93		96
AVERAGE			0.00	?	2.00	11.63		9.60
DUCKS			1		1	2		4
CENTURIES								
50s								
CATCHES				1		8		9
STUMPINGS								
OVERS BOWLED			15	51	42	107.67		215.67
MAIDENS			6	12	12	14		44
WICKETS			1	6	8	20		35
RUNS			27	129	126	454		736
AVERAGE			27.00	21.50	15.75	22.70		21.03
5 wickets/innings								
BEST BOWLING			1/11	3/28	3/31	3/19		3/19
BALLS PER WICKET			90.00	51.00	31.50	32.30		36.97
RUNS PER OVER			1.80	2.53	3.00	4.22		3.41



Fletcher JEFFERIES

Debut season 2007/08

29 April 2011	1STS	2NDS	3RDS	4THS	5THS	6THS	7THS	TOTAL
GAMES PLAYED			2	7	9	9		27
PREMIERSHIPS				-	-	-		
INNINGS			1	6	9	8		24
NOT OUTS			0		3			3
HIGHEST SCORE			8	51	55	21		55
AGGREGATE RUNS			8	72	126	67		273
AVERAGE			8.00	12.00	21.00	8.38		13.00
DUCKS					2	2		4
CENTURIES								
50s				1	1			2
CATCHES				2	6	2		10
STUMPINGS								
OVERS BOWLED								
MAIDENS								
WICKETS								
RUNS								
AVERAGE								
5 wickets/innings								
BEST BOWLING								
BALLS PER WICKET								
RUNS PER OVER								



Nigel JENKINS

Debut season 2010/11

29 April 2011	1STS	2NDS	3RDS	4THS	5THS	6THS	7THS	TOTAL
GAMES PLAYED			9	3				12
PREMIERSHIPS								
INNINGS			5	1				6
NOT OUTS			2	0				2
HIGHEST SCORE			6	0				6
AGGREGATE RUNS			13	0				13
AVERAGE			4.33	0.00				3.25
DUCKS				1				1
CENTURIES								
50s								
CATCHES			4	1				5
STUMPINGS								
OVERS BOWLED			74	42				116
MAIDENS			21	10				31
WICKETS			7	5				12
RUNS			188	88				276
AVERAGE			26.86	17.60				23.00
5 wickets/innings								
BEST BOWLING			2/17	3/28				3/28
BALLS PER WICKET			63.43	50.40				58.00
RUNS PER OVER			2.54	2.10				2.38



John KIRKLAND

Debut season 2010/11

29 April 2011	1STS	2NDS	3RDS	4THS	5THS	6THS	7THS	TOTAL
GAMES PLAYED							2	2
PREMIERSHIPS								
INNINGS							2	2
NOT OUTS							1	1
HIGHEST SCORE							5	5
AGGREGATE RUNS							5	5
AVERAGE							5.00	5.00
DUCKS							1	1
CENTURIES								
50s								
CATCHES							1	1
STUMPINGS								
OVERS BOWLED							11	11
MAIDENS							0	0
WICKETS							1	1
RUNS							75	75
AVERAGE							75.00	75.00
5 wickets/innings								
BEST BOWLING							1/40	1/40
BALLS PER WICKET							66.00	66.00
RUNS PER OVER							6.82	6.82



Michael KIRKLAND

Debut season 2010/11

29 April 2011	1STS	2NDS	3RDS	4THS	5THS	6THS	7THS	TOTAL
GAMES PLAYED							11	11
PREMIERSHIPS								
INNINGS							10	10
NOT OUTS							3	3
HIGHEST SCORE							14no	14no
AGGREGATE RUNS							60	60
AVERAGE							8.57	8.57
DUCKS							2	2
CENTURIES								
50s								
CATCHES							3	3
STUMPINGS								
OVERS BOWLED							49.33	49.33
MAIDENS							3	3
WICKETS							9	9
RUNS							187	187
AVERAGE							20.78	20.78
5 wickets/innings								
BEST BOWLING							3/10	3/10
BALLS PER WICKET							32.89	32.89
RUNS PER OVER							3.79	3.79



David KIRKLAND

Debut season 2010/11

29 April 2011	1STS	2NDS	3RDS	4THS	5THS	6THS	7THS	TOTAL
GAMES PLAYED							13	13
PREMIERSHIPS								
INNINGS							11	11
NOT OUTS							1	1
HIGHEST SCORE							18	18
AGGREGATE RUNS							38	38
AVERAGE							3.80	3.80
DUCKS							4	4
CENTURIES								
50s								
CATCHES							7	7
STUMPINGS								
OVERS BOWLED							55.83	55.83
MAIDENS							5	5
WICKETS							15	15
RUNS							201	201
AVERAGE							13.40	13.40
5 wickets/innings							1	1
BEST BOWLING							5/11	5/11
BALLS PER WICKET							22.33	22.33
RUNS PER OVER							3.60	3.60



Mark KIRKLAND

Debut season 2010/11

29 April 2011	1STS	2NDS	3RDS	4THS	5THS	6THS	7THS	TOTAL
GAMES PLAYED							6	6
PREMIERSHIPS								
INNINGS							5	5
NOT OUTS							2	2
HIGHEST SCORE							11no	11no
AGGREGATE RUNS							30	30
AVERAGE							10.00	10.00
DUCKS								
CENTURIES								
50s								
CATCHES							1	1
STUMPINGS								
OVERS BOWLED							7	7
MAIDENS							0	0
WICKETS							1	1
RUNS							21	21
AVERAGE							21.00	21.00
5 wickets/innings								
BEST BOWLING							1/12	1/12
BALLS PER WICKET							42.00	42.00
RUNS PER OVER							3.00	3.00



David LAVARS

Debut season 1993/94

29 April 2011	1STS	2NDS	3RDS	4THS	5THS	6THS	7THS	TOTAL
GAMES PLAYED					5	9	1	15
PREMIERSHIPS					-	-		
INNINGS					4	8		12
NOT OUTS								
HIGHEST SCORE					51	36		51
AGGREGATE RUNS					61	86		147
AVERAGE					15.25	10.75		12.25
DUCKS					1	1		2
CENTURIES								
50s					1			1
CATCHES					3	5	1	9
STUMPINGS								
OVERS BOWLED						66.67	1.33	68
MAIDENS						11	0	11
WICKETS						11	3	14
RUNS						377	4	381
AVERAGE						34.27	1.33	27.21
5 wickets/innings								
BEST BOWLING						3/20	3/4	3/4
BALLS PER WICKET						36.37	2.66	29.14
RUNS PER OVER						5.65	3.01	5.60

Tom LEVICK

Debut season 2008/09

29 April 2011	1STS	2NDS	3RDS	4THS	5THS	6THS	7THS	TOTAL
GAMES PLAYED			1	20	11	6		38
PREMIERSHIPS			-	-	1			1
INNINGS			1	15	6	3		25
NOT OUTS				2	1	1		4
HIGHEST SCORE			2	61	26	44no		61
AGGREGATE RUNS			2	174	96	50		322
AVERAGE			2.00	13.38	19.20	25.00		15.33
DUCKS				3				3
CENTURIES								
50s				2				2
CATCHES				10	3			13
STUMPINGS								
OVERS BOWLED			4	135	61	26		226
MAIDENS			0	30	10	5		45
WICKETS			0	9	10	5		24
RUNS			15	427	221	74		737
AVERAGE			?	47.44	22.10	14.80		30.71
5 wickets/innings								
BEST BOWLING			0/15	2/30	3/23	2/29		3/23
BALLS PER WICKET			?	90.00	36.60	31.20		56.50
RUNS PER OVER			3.75	3.16	3.62	2.85		3.26

Stephen LEWIS

Debut season 1972/73

29 April 2011	1STS	2NDS	3RDS	4THS	5THS	6THS	7THS	TOTAL
GAMES PLAYED		6	33	63	66	50	1	219
PREMIERSHIPS		-	-	-	1	2		3
INNINGS		5	30	62	63	50	1	211
NOT OUTS			3	11	9	9		32
HIGHEST SCORE		27	81	124rh	96	184no	32	184no
AGGREGATE RUNS		50	547	1862	1726	1567	32	5784
AVERAGE		10.00	20.26	36.51	31.96	38.22	32.00	32.31
DUCKS			5	4	5	2		16
CENTURIES				3		3		6
50s			1	10	11	5		27
CATCHES		0	14	33	52	52		151
STUMPINGS		0	5	15	18	14		52
OVERS BOWLED			4.67	16	17	101.33	1	140
MAIDENS			0	4	2	9	0	15
WICKETS			1	0	1	20	0	22
RUNS			34	41	82	501	2	660
AVERAGE			34.00	?	82.00	25.05	?	30.00
5 wickets/innings								
BEST BOWLING			1/11	0/6	1/25	4/22	0/2	4/22
BALLS PER WICKET			28.02	?	102.00	30.40	?	38.18
RUNS PER OVER			7.28	2.56	4.82	4.94	2.00	4.71

Jorden LEWIS

Debut season 2003/04

29 April 2011	1STS	2NDS	3RDS	4THS	5THS	6THS	7THS	TOTAL
GAMES PLAYED	6	30	17	10	7	3		73
PREMIERSHIPS	-	-	-	-	-	-		
INNINGS	5	28	19	10	3	3		68
NOT OUTS		1	3	3				7
HIGHEST SCORE	28	82	67	65	29	37		82
AGGREGATE RUNS	50	391	426	209	48	43		1167
AVERAGE	10.00	14.48	26.63	29.86	16.00	14.33		19.13
DUCKS		3	1	1				5
CENTURIES								
50s		1	2	1				4
CATCHES	4	12	7	3	2	2		30
STUMPINGS				1				1
OVERS BOWLED		162.9	68.67	34	1	6		272.57
MAIDENS		32	15	6	0	4		57
WICKETS		28	9	6	0	1		44
RUNS		536	225	135	1	6		903
AVERAGE		19.14	25.00	22.50	?	6.00		20.52
5 wickets/innings								
BEST BOWLING		4/21	2/8	3/39	0/1	1/6		4/21
BALLS PER WICKET		34.91	45.78	34.00	?	36.00		37.17
RUNS PER OVER		3.29	3.28	3.97	1.00	1.00		3.31

Brett LOATS

Debut season 2007/08

29 April 2011	1STS	2NDS	3RDS	4THS	5THS	6THS	7THS	TOTAL
GAMES PLAYED	8	14	14	11				47
PREMIERSHIPS	-	-	-	-				
INNINGS	6	11	7	5				29
NOT OUTS	2	6	4					12
HIGHEST SCORE	6	10no	21no	5				21no
AGGREGATE RUNS	7	33	55	7				102
AVERAGE	1.75	6.60	18.33	1.40				6.00
DUCKS	2	4		2				8
CENTURIES								
50s								
CATCHES				3				3
STUMPINGS								
OVERS BOWLED	63	124	140	120				447
MAIDENS	6	12	17	13				48
WICKETS	7	22	14	16				59
RUNS	252	437	535	452				1676
AVERAGE	36.00	19.86	38.21	28.25				28.41
5 wickets/innings				1				1
BEST BOWLING	4/51	4/34	3/44	5/30				5/30
BALLS PER WICKET	54.00	33.82	60.00	45.00				45.46
RUNS PER OVER	4.00	3.52	3.82	3.77				3.75

Peter LYNCH

Debut season 2010/11

29 April 2011	1STS	2NDS	3RDS	4THS	5THS	6THS	7THS	TOTAL
GAMES PLAYED	10							10
PREMIERSHIPS								
INNINGS	6							6
NOT OUTS	2							2
HIGHEST SCORE	32no							32no
AGGREGATE RUNS	74							74
AVERAGE	18.50							18.50
DUCKS	1							1
CENTURIES								
50s								
CATCHES	2							2
STUMPINGS								
OVERS BOWLED	106							106
MAIDENS	20							20
WICKETS	10							10
RUNS	350							350
AVERAGE	35.00							35.00
5 wickets/innings	1							1
BEST BOWLING	5/82							5/82
BALLS PER WICKET	63.60							63.60
RUNS PER OVER	3.30							3.30

Darryn LYONS

	Debut season 2010/11							
29 April 2011	1STS	2NDS	3RDS	4THS	5THS	6THS	7THS	TOTAL
GAMES PLAYED					4			4
PREMIERSHIPS								
INNINGS					2			2
NOT OUTS								
HIGHEST SCORE					16			16
AGGREGATE RUNS					30			30
AVERAGE					15.00			15.00
DUCKS								
CENTURIES								
50s								
CATCHES					2			2
STUMPINGS								
OVERS BOWLED					12			12
MAIDENS					0			0
WICKETS					7			7
RUNS					55			55
AVERAGE					7.86			7.86
5 wickets/innings								
BEST BOWLING					3/11			3/11
BALLS PER WICKET					10.29			10.29
RUNS PER OVER					4.58			4.58

Rowan MACKEY

	Debut season 2009/10							
29 April 2011	1STS	2NDS	3RDS	4THS	5THS	6THS	7THS	TOTAL
GAMES PLAYED					9		3	12
PREMIERSHIPS								
INNINGS					7		3	10
NOT OUTS					1			1
HIGHEST SCORE					28		9	28
AGGREGATE RUNS					55		14	69
AVERAGE					9.17		4.67	7.67
DUCKS					2		1	3
CENTURIES								
50s								
CATCHES					5		2	7
STUMPINGS								
OVERS BOWLED					10		13	23
MAIDENS					1		2	3
WICKETS					3		5	8
RUNS					46		53	99
AVERAGE					15.33		10.60	12.38
5 wickets/innings								
BEST BOWLING					2/18		3/14	4/14
BALLS PER WICKET					20.00		15.60	17.25
RUNS PER OVER					4.60		4.08	4.30

Tony MARINELLI

	Debut season 2000/01								
29 April 2011	1STS	2NDS	3RDS	4THS	5THS	6THS	7THS	TOTAL	
GAMES PLAYED					15	48	5	7	75
PREMIERSHIPS		-			-				
INNINGS		14	49	5	7			75	
NOT OUTS					2	1		3	
HIGHEST SCORE		33	71	20	36			71	
AGGREGATE RUNS		219	843	39	70			1171	
AVERAGE		15.64	17.94	9.75	10.00			16.26	
DUCKS			7	1	3			11	
CENTURIES									
50s					3			3	
CATCHES			6	32	1	6		45	
STUMPINGS					3			3	
OVERS BOWLED					13.5		9	22.5	
MAIDENS					1		2	3	
WICKETS					1		4	5	
RUNS					42		37	79	
AVERAGE					42.00		9.25	15.80	
5 wickets/innings									
BEST BOWLING					1/12		3/13	3/13	
BALLS PER WICKET					81.00		13.50	27.00	
RUNS PER OVER					3.11		4.11	3.51	

Corey MATHIESON

	Debut season 2007/08							
29 April 2011	1STS	2NDS	3RDS	4THS	5THS	6THS	7THS	TOTAL
GAMES PLAYED					40			40
PREMIERSHIPS					-			
INNINGS					38			38
NOT OUTS					5			5
HIGHEST SCORE		68no						68no
AGGREGATE RUNS		736						736
AVERAGE		22.30						22.30
DUCKS		4						4
CENTURIES								
50s		4						4
CATCHES		44						44
STUMPINGS								
OVERS BOWLED		4						4
MAIDENS								
WICKETS								
RUNS		27						27
AVERAGE		?						?
5 wickets/innings								
BEST BOWLING		0/27						0/27
BALLS PER WICKET		?						?
RUNS PER OVER		6.75						6.75

Bennett MERRIMAN

	Debut season 2010/11							
29 April 2011	1STS	2NDS	3RDS	4THS	5THS	6THS	7THS	TOTAL
GAMES PLAYED	10							10
PREMIERSHIPS								
INNINGS	8							8
NOT OUTS	1							1
HIGHEST SCORE	109no							109no
AGGREGATE RUNS	171							171
AVERAGE	24.43							24.43
DUCKS	2							2
CENTURIES	1							1
50s								
CATCHES	4							4
STUMPINGS								
OVERS BOWLED	47							47
MAIDENS	3							3
WICKETS	6							6
RUNS	194							194
AVERAGE	32.33							32.33
5 wickets/innings								
BEST BOWLING	2/21							2/21
BALLS PER WICKET	47.00							47.00
RUNS PER OVER	4.13							4.13

Russell MITCHELL

	Debut season 1977/78							
29 April 2011	1STS	2NDS	3RDS	4THS	5THS	6THS	7THS	TOTAL
GAMES PLAYED	97	163	46	17	7	1		331
PREMIERSHIPS	4	3	1	-	-	-		8
INNINGS	98	160	47	17	7	1		330
NOT OUTS	9	10	7	2				28
HIGHEST SCORE	213no	179	165	135	208	8		213no
AGGREGATE RUNS	1844	4283	1586	653	369	8		8743
AVERAGE	20.72	28.55	39.65	43.53	52.71	8.00		28.95
DUCKS	10	9		1				20
CENTURIES	2	3	3	2	1			11
50s	7	22	5	4	2			40
CATCHES	35	92	29	11	1	1		169
STUMPINGS			1					1
OVERS BOWLED	17	90	42.33	44.67	2.67	7		203.67
MAIDENS	3	21	9	7		1		41
WICKETS	2	12	4	11	1	1		31
RUNS	55	251	99	145	12	24		586
AVERAGE	27.50	20.92	24.75	13.18	12.00	24.00		18.90
5 wickets/innings								
BEST BOWLING	1/2	4/32	2/8	4/58	1/12	1/24		4/32
BALLS PER WICKET	51.00	45.00	63.50	24.37	16.02	42.00		39.42
RUNS PER OVER	3.24	2.79	2.34	3.25	4.49	3.43		2.88

Adam O'CONNOR

Debut season 1987/88

29 April 2011	1STS	2NDS	3RDS	4THS	5THS	6THS	7THS	TOTAL
GAMES PLAYED	29	86	89	27	25			256
PREMIERSHIPS	-	-	-	-	-	-	-	
INNINGS	28	82	89	23	20			242
NOT OUTS	4	6	14	6	1			31
HIGHEST SCORE	70	112	113	68	43			113
AGGREGATE RUNS	468	1597	1906	264	220			4455
AVERAGE	19.50	21.01	25.41	15.53	11.58			21.11
DUCKS	7	8	6	3	2			26
CENTURIES			2	1				3
50s		3	5	9	1			18
CATCHES	12	37	42	8	4			103
STUMPINGS			2					2
OVERS BOWLED	42	289.16	371.33	170	160.83			1033.32
MAIDENS	10	54	82	40	30			216
WICKETS	6	35	57	25	25			148
RUNS	120	935	1004	561	524			3144
AVERAGE	20.00	26.71	17.61	22.44	20.96			21.24
5 wickets/innings			1	2				3
BEST BOWLING	2/24	4/48	7/58	8/45	4/50			8/45
BALLS PER WICKET	42.00	49.57	39.09	40.80	38.60			41.89
RUNS PER OVER	2.86	3.23	2.70	3.30	3.26			3.04

Wayne O'DONNELL

Debut season 2009/10

29 April 2011	1STS	2NDS	3RDS	4THS	5THS	6THS	7THS	TOTAL
GAMES PLAYED					1	3		4
PREMIERSHIPS	-	-	-	-	-	-	-	
INNINGS					1	2		3
NOT OUTS								
HIGHEST SCORE					7	3		7
AGGREGATE RUNS					7	3		10
AVERAGE					7.00	1.50		3.33
DUCKS						1		1
CENTURIES								
50s								
CATCHES					1	1		2
STUMPINGS								
OVERS BOWLED								
MAIDENS								
WICKETS								
RUNS								
AVERAGE								
5 wickets/innings								
BEST BOWLING								
BALLS PER WICKET								
RUNS PER OVER								

Adam PATCHING

Debut season 2002/03

29 April 2011	1STS	2NDS	3RDS	4THS	5THS	6THS	7THS	TOTAL
GAMES PLAYED			24	60	21	14		119
PREMIERSHIPS	-	-	-	-	-	-	-	
INNINGS			23	56	21	12		112
NOT OUTS				3		3		6
HIGHEST SCORE			40	191	80	92no		191
AGGREGATE RUNS			271	1360	484	368		2483
AVERAGE			11.78	25.66	23.05	40.89		23.42
DUCKS			1	6	3	2		12
CENTURIES				1				1
50s				7	1	3		11
CATCHES			10	33	10	11		64
STUMPINGS						6		6
OVERS BOWLED			41.83	190.16	89.67	10.83		332.49
MAIDENS			10	55	19	0		84
WICKETS			6	30	17	4		57
RUNS			91	432	296	33		852
AVERAGE			15.17	14.40	17.41	8.25		14.95
5 wickets/innings						1		1
BEST BOWLING			2/4	4/17	6/26	2/10		6/26
BALLS PER WICKET			41.83	38.03	31.65	16.25		35.00
RUNS PER OVER			2.18	2.27	3.30	3.05		2.56

Jamie PESCOTT

Debut season 2004/05

29 April 2011	1STS	2NDS	3RDS	4THS	5THS	6THS	7THS	TOTAL
GAMES PLAYED		4	44	26		3	2	79
PREMIERSHIPS	-	-	-	-	-	-	-	
INNINGS		3	44	23		3	2	75
NOT OUTS				2		2	1	6
HIGHEST SCORE		25	96	231		50ret	74	231
AGGREGATE RUNS		41	1318	853		99	129	2440
AVERAGE		13.67	31.38	40.62		49.50	129.00	35.36
DUCKS		1	2	2				5
CENTURIES								1
50s				11		5	1	19
CATCHES		3	24	15		2	1	45
STUMPINGS								
OVERS BOWLED		8	169.67	106		5	8	296.67
MAIDENS		2	28	15		0	1	46
WICKETS		3	30	13		1	1	48
RUNS		23	557	358		31	32	1001
AVERAGE		7.67	18.57	27.54		31.00	32.00	20.85
5 wickets/innings				1				1
BEST BOWLING		3/10	8/22	3/23		1/26	1/14	8/22
BALLS PER WICKET		16.00	33.93	48.92		30.00	48.00	37.08
RUNS PER OVER		2.88	3.28	3.38		6.20	4.00	3.37

James PURCELL

Debut season 2005/06

29 April 2011	1STS	2NDS	3RDS	4THS	5THS	6THS	7THS	TOTAL
GAMES PLAYED			2	7	26	32	14	81
PREMIERSHIPS	-	-	-	-	-	-	-	
INNINGS			2	6	21	24	13	66
NOT OUTS			1	2	6	6		15
HIGHEST SCORE			12no	29	21	18	35	35
AGGREGATE RUNS			13	56	147	101	110	427
AVERAGE			13.00	14.00	9.80	5.61	8.46	8.37
DUCKS					1	7	1	9
CENTURIES								
50s								
CATCHES				3	15	17	13	48
STUMPINGS				1	8	1	2	10
OVERS BOWLED						3	3	3
MAIDENS						0	0	0
WICKETS						0	0	0
RUNS						11	11	11
AVERAGE						?	?	?
5 wickets/innings								
BEST BOWLING						0/11	0/11	0/11
BALLS PER WICKET						?	?	?
RUNS PER OVER						3.67	3.67	3.67

James RATCLIFFE

Debut season 2003/04

29 April 2011	1STS	2NDS	3RDS	4THS	5THS	6THS	7THS	TOTAL
GAMES PLAYED	2	8		5	30	3		48
PREMIERSHIPS	-	-	-	-	1	-	-	1
INNINGS	2	6		4	24	3		39
NOT OUTS				2		5		7
HIGHEST SCORE	18	23		12	60no	45		60no
AGGREGATE RUNS	22	74		28	335	64		523
AVERAGE	11.00	18.50		7.00	17.63	21.33		16.34
DUCKS		1			4			5
CENTURIES								
50s						2		2
CATCHES		4		1	8	1		14
STUMPINGS								
OVERS BOWLED	22.83	74		76	272.82	24		469.65
MAIDENS	5	19	0	27	74	5		130
WICKETS	1	17		8	75	6		107
RUNS	76	232		160	760	76		1304
AVERAGE	76.00	13.65		20.00	10.13	12.67		12.19
5 wickets/innings						4		5
BEST BOWLING	1/43	8/45		2/18	8/28	3/16		8/28
BALLS PER WICKET	136.98	26.12		57.00	21.83	24.00		26.34
RUNS PER OVER	3.33	3.14		2.11	2.79	3.17		2.78

Eddie RATCLIFFE

Debut season 2007/08

29 April 2011	1STS	2NDS	3RDS	4THS	5THS	6THS	7THS	TOTAL
GAMES PLAYED				1	9	8		18
PREMIERSHIPS					-	-		
INNINGS				1	8	6		15
NOT OUTS						2		2
HIGHEST SCORE				30	51	54no		54no
AGGREGATE RUNS				30	178	147		355
AVERAGE				30.00	22.25	36.75		27.31
DUCKS						1		1
CENTURIES								
50s					1	1		2
CATCHES						3		3
STUMPINGS						1		1
OVERS BOWLED					27	36		63
MAIDENS					5	5		10
WICKETS					4	7		11
RUNS					133	170		303
AVERAGE					33.25	24.29		27.55
5 wickets/innings								
BEST BOWLING					3/55	2/25		3/55
BALLS PER WICKET					40.50	30.86		34.36
RUNS PER OVER					4.93	4.72		4.81



John REES

Debut season 1997/98

29 April 2011	1STS	2NDS	3RDS	4THS	5THS	6THS	7THS	TOTAL
GAMES PLAYED	50	41	2	1				94
PREMIERSHIPS	-	1	-	-				1
INNINGS	50	41	2	1				94
NOT OUTS	7	7						14
HIGHEST SCORE	85	110	37	51				110
AGGREGATE RUNS	1257	1167	66	51				2541
AVERAGE	29.23	34.32	33.00	51.00				31.76
DUCKS	2	2		1				5
CENTURIES			1					1
50s	7	8						15
CATCHES	11	14						25
STUMPINGS								
OVERS BOWLED	110	192	12					314
MAIDENS	8	33	3					44
WICKETS	13	27	2					42
RUNS	492	609	40					1141
AVERAGE	37.85	22.56	20.00					27.17
5 wickets/innings								
BEST BOWLING	3/34	4/30	2/13					4/30
BALLS PER WICKET	50.77	42.67	36.00					44.86
RUNS PER OVER	4.47	3.17	3.33					3.63



Tom ROBERTS

Debut season 2005/06

29 April 2011	1STS	2NDS	3RDS	4THS	5THS	6THS	7THS	TOTAL
GAMES PLAYED		11	8	1		3		23
PREMIERSHIPS		-	-	-		-		
INNINGS		10	5	7		2		24
NOT OUTS			1	1				2
HIGHEST SCORE		34	17	77		2		77
AGGREGATE RUNS		101	31	155		2		289
AVERAGE		10.10	7.75	25.83		1.00		13.14
DUCKS		2	1	2		1		6
CENTURIES								
50s				1				1
CATCHES		3	3	6		2		14
STUMPINGS								
OVERS BOWLED		59.16	20	68		11		158.16
MAIDENS		13	2	16		1		32
WICKETS		5	2	14		1		22
RUNS		222	99	152		84		557
AVERAGE		44.40	49.50	10.86		84.00		25.32
5 wickets/innings								
BEST BOWLING		2/37	2/18	4/13		1/25		4/13
BALLS PER WICKET		70.99	60.00	29.14		66.00		43.13
RUNS PER OVER		3.75	4.95	2.24		7.64		3.52



Yves ROUSSEY

Debut season 2003/04

29 April 2011	1STS	2NDS	3RDS	4THS	5THS	6THS	7THS	TOTAL
GAMES PLAYED	43	19	8	9	1			80
PREMIERSHIPS	-	1	-	-	-			1
INNINGS	42	17	8	8	1			76
NOT OUTS	5	4	1	2				12
HIGHEST SCORE	63	58	36no	27no	8			63
AGGREGATE RUNS	489	231	131	53	8			912
AVERAGE	13.22	17.77	18.71	8.83	8.00			14.25
DUCKS	8	2	3	1				14
CENTURIES								
50s	1	1						2
CATCHES	15	18	4	9				46
STUMPINGS	2		1	2				5
OVERS BOWLED	25.67	16			6			47.67
MAIDENS	7	2			2			11
WICKETS	3	1			0			4
RUNS	117	56			10			183
AVERAGE	39.00	56.00			?			45.75
5 wickets/innings								
BEST BOWLING	2/49	1/9			0/10			2/49
BALLS PER WICKET	51.34	96.00			?			71.51
RUNS PER OVER	4.56	3.50			1.67			3.84



Dev ROYCE

Debut season 1982/83

29 April 2011	1STS	2NDS	3RDS	4THS	5THS	6THS	7THS	TOTAL
GAMES PLAYED	35	100	37	23	7	4		206
PREMIERSHIPS	1	-	-	1	-	-		2
INNINGS	34	97	36	21	6	3		197
NOT OUTS	9	1	2	2				14
HIGHEST SCORE	65no	101	107	113	59	99		113
AGGREGATE RUNS	433	2103	754	655	193	139		4277
AVERAGE	17.32	21.91	22.18	34.47	32.17	46.33		23.37
DUCKS	5	8	2	2	1			18
CENTURIES		1	1	1				3
50s	2	10	3	4	3	1		23
CATCHES	19	42	15	12	4	2		94
STUMPINGS			4	3				7
OVERS BOWLED	396.17	904.37	37	8	8	3.17		1356.71
MAIDENS	110	284	8	1	4			407
WICKETS	50	134	8		3	3		198
RUNS	1112	1570	141	22	16	7		2868
AVERAGE	22.24	11.72	17.63	?	5.33	2.33		14.48
5 wickets/innings		4	1					5
BEST BOWLING	4/24	6/60	5/26	0/4	3/16	3/7		6/60
BALLS PER WICKET	47.54	40.49	27.75	?	16.00	6.34		41.11
RUNS PER OVER	2.81	1.74	3.81	2.75	2.00	2.21		2.11



Joe RUTHERFORD

Debut season 2008/09

29 April 2011	1STS	2NDS	3RDS	4THS	5THS	6THS	7THS	TOTAL
GAMES PLAYED				15	6	1		22
PREMIERSHIPS				-	-			
INNINGS				14	5			19
NOT OUTS				4				4
HIGHEST SCORE				20	19			20
AGGREGATE RUNS				131	34			165
AVERAGE				13.10	6.80			11.00
DUCKS								
CENTURIES								
50s								
CATCHES				8	1	1		10
STUMPINGS								
OVERS BOWLED				29.17	28			57.17
MAIDENS				4	7			11
WICKETS				2	5			7
RUNS				36	82			118
AVERAGE				18.00	16.40			16.86
5 wickets/innings								
BEST BOWLING				1/0	2/4			2/4
BALLS PER WICKET				87.51	33.60			49.00
RUNS PER OVER				1.23	2.93			2.06



Paul SHAKESPEARE

Debut season 2009/10

<u>29 April 2011</u>	1STS	2NDS	3RDS	4THS	5THS	6THS	7THS	TOTAL
GAMES PLAYED			4	20				24
PREMIERSHIPS			-	-				
INNINGS			5	18				23
NOT OUTS			1	1				2
HIGHEST SCORE		18no		71no				71no
AGGREGATE RUNS			43	349				392
AVERAGE			10.75	20.53				18.67
DUCKS			1					1
CENTURIES								
50s				2				2
CATCHES			3	10				13
STUMPINGS								
OVERS BOWLED			26	174				200
MAIDENS			3	32				35
WICKETS			2	20				22
RUNS			95	541				636
AVERAGE			47.50	27.05				28.91
5 wickets/innings				1				1
BEST BOWLING			1/19	5/37				5/37
BALLS PER WICKET			78.00	52.20				54.55
RUNS PER OVER			3.65	3.11				3.18

Luke SHARRY

Debut season 1996/97

<u>29 April 2011</u>	1STS	2NDS	3RDS	4THS	5THS	6THS	7THS	TOTAL
GAMES PLAYED		40	38	19	14			111
PREMIERSHIPS		2	-	-	-	-		2
INNINGS		43	34	19	13			109
NOT OUTS		5	4	2				11
HIGHEST SCORE		65	104no	60	125	-		104no
AGGREGATE RUNS		532	671	184	299			1686
AVERAGE		14.00	22.37	10.82	23.00			17.20
DUCKS		4	4	4	3			15
CENTURIES			1		1			2
50s		4	3	1	2			10
CATCHES		22	21	20	16			79
STUMPINGS					1			1
OVERS BOWLED		366.5	350.84	54.83	3			775.17
MAIDENS		94	70	18	1			183
WICKETS		50	54	8				112
RUNS		999	1114	166	20			2299
AVERAGE		19.98	20.63	20.75	?			20.53
5 wickets/innings		1	2					3
BEST BOWLING		5/18	6/56	3/29	0/20	-		6/56
BALLS PER WICKET		43.98	38.98	41.12	?			41.53
RUNS PER OVER		2.73	3.18	3.03	6.67			2.97

Paul SHEAHAN

Debut season 1984/85

<u>29 April 2011</u>	1STS	2NDS	3RDS	4THS	5THS	6THS	7THS	TOTAL
GAMES PLAYED	26	12	16	49	23	17		143
PREMIERSHIPS	2	1	-	-	-	1		4
INNINGS	21	9	12	46	18	17		123
NOT OUTS	3	4	1	3	1	2		14
HIGHEST SCORE	36	18	46	159	107	89		159
AGGREGATE RUNS	235	68	107	1762	750	428		3350
AVERAGE	13.06	13.60	9.73	40.98	44.12	28.53		30.73
DUCKS				2		2		4
CENTURIES			0	2	1			3
50s			2	7	6	2		17
CATCHES	6	4	5	12	8	5		40
STUMPINGS								
OVERS BOWLED	380.33	102.83	113.83	45.33	53	62.83		758.15
MAIDENS	104	18	13	14	6	2		157
WICKETS	48	15	27	12	10	14		126
RUNS	1018	311	330	103	209	281		2252
AVERAGE	21.21	20.73	12.22	8.58	20.90	20.07		17.87
5 wickets/innings	2	2				1		5
BEST BOWLING	5/22	7/86	4/14	4/15	3/32	5/61		7/86
BALLS PER WICKET	47.54	41.13	25.30	22.67	31.80	26.93		36.10
RUNS PER OVER	2.68	3.02	2.90	2.27	3.94	4.47		2.97

Jai SHEAHAN

Debut season 2005/06

<u>29 April 2011</u>	1STS	2NDS	3RDS	4THS	5THS	6THS	7THS	TOTAL
GAMES PLAYED	10	15	5		4	11		45
PREMIERSHIPS	-	-	-		-	-		
INNINGS	9	17	5		3	10		44
NOT OUTS		3			1	3		7
HIGHEST SCORE	21	89	82		160no	50ret		160no
AGGREGATE RUNS	74	267	159		170	217		887
AVERAGE	8.22	19.07	31.80		85.00	31.00		23.97
DUCKS	1							1
CENTURIES					1			1
50s		1	1			2		4
CATCHES		5	1		2	2		10
STUMPINGS								
OVERS BOWLED	70	129.33	25		29	48		301.33
MAIDENS	9	25	9		12	10		65
WICKETS	2	14	9		8	8		41
RUNS	348	440	65		83	143		1079
AVERAGE	174.00	31.43	7.22		10.38	17.88		26.32
5 wickets/innings		1						1
BEST BOWLING	1/16	5/41	3/17		3/12	2/12		5/41
BALLS PER WICKET	210.00	55.43	16.67		21.75	36.00		44.10
RUNS PER OVER	4.97	3.40	2.60		2.86	2.98		3.58

Zac SHEAHAN

Debut season 2007/08

<u>29 April 2011</u>	1STS	2NDS	3RDS	4THS	5THS	6THS	7THS	TOTAL
GAMES PLAYED				7	5	1		13
PREMIERSHIPS				-	-	-		
INNINGS				6	3	1		10
NOT OUTS					1			1
HIGHEST SCORE				24	1no	3		24
AGGREGATE RUNS				44	1	3		48
AVERAGE				7.33	0.50	3.00		5.33
DUCKS				1	2			3
CENTURIES								
50s								
CATCHES		1		2				3
STUMPINGS								
OVERS BOWLED				42.33	6.33	1		49.66
MAIDENS				2	0	0		2
WICKETS				9	1	0		10
RUNS				180	51	19		250
AVERAGE				20.00	51.00	?		25.00
5 wickets/innings								
BEST BOWLING				3/27	1/0			3/27
BALLS PER WICKET				28.22	37.98	?		29.80
RUNS PER OVER				4.25	8.06	19.00		5.03

Jacob SIMONSEN

Debut season 2005/06

<u>29 April 2011</u>	1STS	2NDS	3RDS	4THS	5THS	6THS	7THS	TOTAL
GAMES PLAYED		10	20	20	12	1		63
PREMIERSHIPS		-	-	-				
INNINGS		6	10	10	7			33
NOT OUTS		2	4	6	3			15
HIGHEST SCORE		10	7no	10no	50no			50no
AGGREGATE RUNS		35	26	51	84			196
AVERAGE		8.75	4.33	12.75	21.00			10.89
DUCKS			1	2	1			4
CENTURIES								
50s					1			1
CATCHES		1	5	2	5			13
STUMPINGS								
OVERS BOWLED		131.67	186	137.67	116	4		575.34
MAIDENS		27	37	42	22	1		129
WICKETS		15	22	15	20	1		73
RUNS		349	570	310	355	8		1592
AVERAGE		23.27	25.91	20.67	17.75	8.00		21.81
5 wickets/innings		1	1					2
BEST BOWLING		5/93	5/67	3/32	3/19	1/8		5/67
BALLS PER WICKET		52.67	50.73	55.07	34.80	24.00		47.29
RUNS PER OVER		2.65	3.06	2.25	3.06	2.00		2.77

Anthony SIRGIANNIS

Debut season 2010/11

	29 April 2011	1STS	2NDS	3RDS	4THS	5THS	6THS	7THS	TOTAL
GAMES PLAYED							14		14
PREMIERSHIPS									
INNINGS							8		8
NOT OUTS							1		1
HIGHEST SCORE							41no		41no
AGGREGATE RUNS							79		79
AVERAGE							11.29		11.29
DUCKS							1		1
CENTURIES									
50s									
CATCHES							2		2
STUMPINGS									
OVERS BOWLED							104.83		104.83
MAIDENS							25		25
WICKETS							33		33
RUNS							206		206
AVERAGE							6.24		6.24
5 wickets/innings							2		2
BEST BOWLING							6/22		6/22
BALLS PER WICKET							19.06		19.06
RUNS PER OVER							1.97		1.97



Jeffrey SMITH

Debut season 2005/06

	29 April 2011	1STS	2NDS	3RDS	4THS	5THS	6THS	7THS	TOTAL
GAMES PLAYED			3	19	14		2	4	42
PREMIERSHIPS			-	-	-		-	-	-
INNINGS			2	19	14		2	4	41
NOT OUTS				2	1		1		4
HIGHEST SCORE			40	84	85		50no		85
AGGREGATE RUNS			40	353	304		5	125	827
AVERAGE			20.00	20.76	23.38		2.50	41.67	22.35
DUCKS			2	2	2		1		7
CENTURIES									
50s				2	2		1		5
CATCHES				7	4		1	1	13
STUMPINGS									
OVERS BOWLED				34.16	16		7		57.16
MAIDENS				2	3		0		5
WICKETS				4	4		0		8
RUNS				182	61		30		273
AVERAGE				45.50	15.25		?		34.13
5 wickets/innings									
BEST BOWLING				2/31	2/6		0/12		2/6
BALLS PER WICKET				51.24	24.00		?		42.87
RUNS PER OVER				5.33	3.81		4.29		4.78



Daniel SMITH

Debut season 2009/10

	29 April 2011	1STS	2NDS	3RDS	4THS	5THS	6THS	7THS	TOTAL
GAMES PLAYED						1	16	5	22
PREMIERSHIPS									
INNINGS							12	3	15
NOT OUTS							3		3
HIGHEST SCORE							9	9	9
AGGREGATE RUNS							33	17	50
AVERAGE							3.67	5.67	4.17
DUCKS							4	1	5
CENTURIES									
50s									
CATCHES							1	1	2
STUMPINGS									
OVERS BOWLED							79.5	34.67	114.17
MAIDENS							2	2	4
WICKETS							18	4	22
RUNS							370	159	529
AVERAGE							20.56	39.75	24.05
5 wickets/innings									
BEST BOWLING							4/59	2/27	4/59
BALLS PER WICKET							26.50	52.01	31.14
RUNS PER OVER							4.65	4.59	4.63



Hugo STEINFORT

Debut season 2007/08

	29 April 2011	1STS	2NDS	3RDS	4THS	5THS	6THS	7THS	TOTAL	
GAMES PLAYED					1	2		7	11	
PREMIERSHIPS										
INNINGS								6	6	
NOT OUTS										
HIGHEST SCORE								17	17	
AGGREGATE RUNS								49	49	
AVERAGE								8.17	8.17	
DUCKS										
CENTURIES										
50s										
CATCHES					2				2	
STUMPINGS										
OVERS BOWLED					10	20		48	6	84
MAIDENS					4	2		4	2	12
WICKETS					0	2		9	1	12
RUNS					20	50		179	16	265
AVERAGE					?	25.00		19.89	16.00	22.08
5 wickets/innings										
BEST BOWLING					0/20	2/26		3/38	1/16	3/38
BALLS PER WICKET					?	60.00		32.00	36.00	42.00
RUNS PER OVER					2.00	2.50		3.73	2.67	3.15



Zac STOKES

Debut season 2006/07

	29 April 2011	1STS	2NDS	3RDS	4THS	5THS	6THS	7THS	TOTAL
GAMES PLAYED			9	23	12	2			46
PREMIERSHIPS			-	-	-	-			-
INNINGS			6	15	12	1			34
NOT OUTS			3	11	3				17
HIGHEST SCORE			3	20no	25no	26			26
AGGREGATE RUNS			10	73	80	26			189
AVERAGE			3.33	18.25	8.89	26.00			11.12
DUCKS					2				2
CENTURIES									
50s									
CATCHES			1	11	4				16
STUMPINGS									
OVERS BOWLED				74	372.67	66.33	7		520
MAIDENS				12	78	7	1		98
WICKETS				5	65	9	1		80
RUNS				284	1040	231	34		1589
AVERAGE				56.80	16.00	25.67	34.00		19.86
5 wickets/innings					3				3
BEST BOWLING				2/50	6/21	2/18	1/34		6/21
BALLS PER WICKET				88.80	34.40	44.22	42.00		39.00
RUNS PER OVER				3.84	2.79	3.48	4.86		3.06



Toby SUDWEEKS


Debut season 2008/09

	29 April 2011	1STS	2NDS	3RDS	4THS	5THS	6THS	7THS	TOTAL
GAMES PLAYED					5	6	16		27
PREMIERSHIPS					-	-	-		-
INNINGS					2	4	14		20
NOT OUTS							3		3
HIGHEST SCORE					4	51	53no		53no
AGGREGATE RUNS					6	102	308		416
AVERAGE					3.00	25.50	28.00		24.47
DUCKS									
CENTURIES									
50s							1	1	2
CATCHES							3	8	11
STUMPINGS									
OVERS BOWLED					24	18	100		142
MAIDENS					7	4	9		20
WICKETS					2	2	14		18
RUNS					89	63	375		527
AVERAGE					44.50	31.50	26.79		29.28
5 wickets/innings									
BEST BOWLING					2/27	1/20	3/24		3/24
BALLS PER WICKET					72.00	54.00	42.86		47.33
RUNS PER OVER					3.71	3.50	3.75		3.71



Matthew SUVOLTOS


Debut season 1993/94



29 April 2011	1STS	2NDS	3RDS	4THS	5THS	6THS	7THS	TOTAL
GAMES PLAYED	25	37	94	9	18	1	184	
PREMIERSHIPS	-	-	-	-	-	-	-	
INNINGS	26	38	83	8	15	1	171	
NOT OUTS	3	5	4	2	2	14		
HIGHEST SCORE	70	87	108 no	52	93	5	108 no	
AGGREGATE RUNS	472	549	1357	170	350	5	2903	
AVERAGE	20.52	16.64	17.18	21.25	26.92	5.00	18.49	
DUCKS	4	5	5	3	17			
CENTURIES					1	1		
50s	2	2	4	1	3	12		
CATCHES	10	10	34	4	7	65		
STUMPINGS								
OVERS BOWLED	92	144.5	643.87	59	45.7	8	993.07	
MAIDENS	6	11	76	5	4	1	103	
WICKETS	25	21	134	15	22	1	218	
RUNS	488	610	2437	177	184	25	3921	
AVERAGE	19.52	29.05	18.19	11.80	8.36	25.00	17.99	
5 wickets/innings	1	6	7					
BEST BOWLING	7/46	4/58	8/74	4/20	4/30	1/25	8/74	
BALLS PER WICKET	22.08	41.29	28.83	23.60	12.46	48.00	27.33	
RUNS PER OVER	5.30	4.22	3.78	3.00	4.03	3.13	3.95	

Ben TAYLOR


Debut season 1993/94



29 April 2011	1STS	2NDS	3RDS	4THS	5THS	6THS	7THS	TOTAL
GAMES PLAYED	25	25	14	2	66			
PREMIERSHIPS	-	-	-	-	-			
INNINGS	19	21	7	2	49			
NOT OUTS	9	6	1	16				
HIGHEST SCORE	18no	16	7no	8	18no			
AGGREGATE RUNS	83	110	16	8	217			
AVERAGE	8.30	7.33	2.67	4.00	6.58			
DUCKS	3	1	1	1	6			
CENTURIES								
50s								
CATCHES				1	8	2	11	
STUMPINGS								
OVERS BOWLED	346.67	289.33	87	16	739			
MAIDENS	78	44	11	2	135			
WICKETS	43	45	13	4	105			
RUNS	1051	1006	307	62	2426			
AVERAGE	24.44	22.36	23.62	15.50	23.10			
5 wickets/innings	2	2						
BEST BOWLING	4/27	7/15	2/22	3/34	7/15			
BALLS PER WICKET	48.37	38.58	40.15	24.00	42.23			
RUNS PER OVER	3.03	3.48	3.53	3.88	3.28			

Graeme TAYLOR


Debut season 1971/72



29 April 2011	1STS	2NDS	3RDS	4THS	5THS	6THS	7THS	TOTAL
GAMES PLAYED	5	20	68	36	21	1	1	152
PREMIERSHIPS	-	-	1	-	-	-	-	1
INNINGS	6	17	60	33	21	1	138	
NOT OUTS	1	4	9	5	2	21		
HIGHEST SCORE	36	51no	92	73	76no	12	92	
AGGREGATE RUNS	52	288	864	550	324	12	2090	
AVERAGE	10.40	22.15	16.94	19.64	17.05	12.00	17.86	
DUCKS	2	3	5	2	2	14		
CENTURIES								
50s		2	2	2	2	8		
CATCHES	1	7	25	14	4	51		
STUMPINGS								
OVERS BOWLED	30	320.16	1083.5	390.67	216.17	3	5	2048.5
MAIDENS	5	56	212	663	29	0	2	967
WICKETS	2	34	144	47	43	0	4	274
RUNS	66	924	2926	1270	880	17	10	6093
AVERAGE	33.00	27.18	20.32	27.02	20.47	?	2.50	22.24
5 wickets/innings			5	1	4	10		
BEST BOWLING	1/11	4/40	7/25	7/77	6/40	4/10	7/25	
BALLS PER WICKET	90.00	56.50	45.15	49.87	30.16	?	7.50	44.86
RUNS PER OVER	2.20	2.89	2.70	3.25	4.07	5.67	2.00	2.97

Finn TUCKER


Debut season 2010/11



29 April 2011	1STS	2NDS	3RDS	4THS	5THS	6THS	7THS	TOTAL
GAMES PLAYED						1	1	1
PREMIERSHIPS								
INNINGS						1	1	1
NOT OUTS								
HIGHEST SCORE						25		25
AGGREGATE RUNS						25		25
AVERAGE						25.00		25.00
DUCKS								
CENTURIES								
50s								
CATCHES								
STUMPINGS								
OVERS BOWLED								
MAIDENS								
WICKETS								
RUNS								
AVERAGE								
5 wickets/innings								
BEST BOWLING								
BALLS PER WICKET								
RUNS PER OVER								

Mark TURNLEY


Debut season 1999/00



29 April 2011	1STS	2NDS	3RDS	4THS	5THS	6THS	7THS	TOTAL
GAMES PLAYED					7	69	93	169
PREMIERSHIPS					-	3	-	3
INNINGS					5	71	88	164
NOT OUTS						2	7	9
HIGHEST SCORE					24	51no	57	57
AGGREGATE RUNS					53	939	1622	2614
AVERAGE					10.60	13.61	20.02	16.86
DUCKS					1	10	7	18
CENTURIES								
50s						1	5	6
CATCHES					3	28	50	81
STUMPINGS								
OVERS BOWLED					7	95.5	140.33	242.83
MAIDENS					1	10	14	25
WICKETS					2	21	40	63
RUNS					26	440	674	1140
AVERAGE					13.00	20.95	16.85	18.10
5 wickets/innings								
BEST BOWLING					1/9	3/15	4/15	4/15
BALLS PER WICKET					21.00	27.29	21.05	23.13
RUNS PER OVER					3.71	4.61	4.80	4.69

Dean TURNLEY


Debut season 2005/06



29 April 2011	1STS	2NDS	3RDS	4THS	5THS	6THS	7THS	TOTAL
GAMES PLAYED			11	8	6	2	22	49
PREMIERSHIPS			-	-	-	-	-	
INNINGS			10	7	3	2	15	37
NOT OUTS			1	3	1	1	7	13
HIGHEST SCORE			21	23	53	58no	30no	58no
AGGREGATE RUNS			89	83	85	64	142	463
AVERAGE			9.89	20.75	42.50	64.00	17.75	19.29
DUCKS			1				2	3
CENTURIES								
50s						1	1	2
CATCHES			4		1		8	13
STUMPINGS								
OVERS BOWLED			26	47	37	7	121	238
MAIDENS			1	2	1		6	10
WICKETS			2	7	6	2	34	51
RUNS			139	255	159	41	593	1187
AVERAGE			69.50	36.43	26.50	20.50	17.44	23.27
5 wickets/innings								
BEST BOWLING			2/101	3/45	2/29	2/24	4/13	4/13
BALLS PER WICKET			78.00	40.29	37.00	21.00	21.35	28.00
RUNS PER OVER			5.35	5.43	4.30	5.86	4.90	4.99

Frank TUSKES


Debut season 1998/99



29 April 2011	1STS	2NDS	3RDS	4THS	5THS	6THS	7THS	TOTAL
GAMES PLAYED	8	62	77		4	1		152
PREMIERSHIPS	-	-	-	-	-	-	-	
INNINGS	8	61	71	3	1			144
NOT OUTS		3	11			1		15
HIGHEST SCORE	24	82	138no	70	51no			138no
AGGREGATE RUNS	85	1130	1762	144	51			3172
AVERAGE	10.63	19.48	29.37	48.00	?			24.59
DUCKS	2	9	5					16
CENTURIES			2					2
50s		7	7	1	1			16
CATCHES	3	26	40	4				73
STUMPINGS								
OVERS BOWLED	61.63	457.33	681	24	8			1231.96
MAIDENS	17	107	124	1	0			249
WICKETS	8	54	92	2	1			157
RUNS	135	1222	1902	128	31			3418
AVERAGE	16.88	22.63	20.67	64.00	31.00			21.77
5 wickets/innings			2					2
BEST BOWLING	4/21	4/76	7/47	1/33	1/31			7/47
BALLS PER WICKET	46.22	50.81	44.41	72.00	48.00			47.08
RUNS PER OVER	2.19	2.67	2.79	5.33	3.88			2.77

Mark WEST


Debut season 2010/11



29 April 2011	1STS	2NDS	3RDS	4THS	5THS	6THS	7THS	TOTAL
GAMES PLAYED							3	3
PREMIERSHIPS								
INNINGS							2	2
NOT OUTS							1	1
HIGHEST SCORE							3	3
AGGREGATE RUNS							3	3
AVERAGE							3.00	3.00
DUCKS								
CENTURIES								
50s								
CATCHES								
STUMPINGS								
OVERS BOWLED								
MAIDENS								
WICKETS								
RUNS								
AVERAGE								
5 wickets/innings								
BEST BOWLING								
BALLS PER WICKET								
RUNS PER OVER								

Grant WHITESIDE


Debut season 1982/83



29 April 2011	1STS	2NDS	3RDS	4THS	5THS	6THS	7THS	TOTAL
GAMES PLAYED	6	127	117	65	24			339
PREMIERSHIPS	-	1	-	3	-			4
INNINGS	5	112	112	58	20			307
NOT OUTS	1	12	11	1	1			26
HIGHEST SCORE	34	73	126	162	80			162
AGGREGATE RUNS	42	1796	2684	1506	312			6340
AVERAGE	10.50	17.96	26.57	26.42	16.42			22.56
DUCKS	2	14	5	2	2			25
CENTURIES			3	2				5
50s		7	9	7	2			25
CATCHES	9	160	118	51	13			351
STUMPINGS	1	18	43	3	2			67
OVERS BOWLED		13	7	5	18			43
MAIDENS			0		2			2
WICKETS		4	3	2	3			12
RUNS		104	32	30	99			265
AVERAGE		26.00	10.67	15.00	33.00			22.08
5 wickets/innings								
BEST BOWLING		1/5	2/5	1/11	2/16			2/5
BALLS PER WICKET		19.50	14.00	15.00	36.00			21.50
RUNS PER OVER		8.00	4.57	6.00	5.50			6.16

Anthony WILSON


Debut season 2006/07



29 April 2011	1STS	2NDS	3RDS	4THS	5THS	6THS	7THS	TOTAL
GAMES PLAYED	19	5	6	12		2		44
PREMIERSHIPS	-	-	-	-		-		
INNINGS	11	5	4	10				30
NOT OUTS	8	4	1	2				15
HIGHEST SCORE	18no	14no	12	14				18no
AGGREGATE RUNS	57	22	21	55				155
AVERAGE	19.00	22.00	7.00	6.88				10.33
DUCKS	1	2	1					4
CENTURIES								
50s								
CATCHES	3	4	3	4		1		15
STUMPINGS								
OVERS BOWLED	212.5	81	60.5	114		13		481
MAIDENS	51	24	13	22		1		111
WICKETS	20	6	6	18		0		50
RUNS	610	229	172	323		40		1374
AVERAGE	30.50	38.17	28.67	17.94		?		27.48
5 wickets/innings								
BEST BOWLING	4/16	2/23	2/7	3/18		0/14		4/16
BALLS PER WICKET	63.75	81.00	60.50	38.00		?		57.72
RUNS PER OVER	2.87	2.83	2.84	2.83		3.08		2.86

Mick WOOD


Debut season 1997/98



29 April 2011	1STS	2NDS	3RDS	4THS	5THS	6THS	7THS	TOTAL
GAMES PLAYED	41	6						47
PREMIERSHIPS	2	-	-	-	-	-	-	2
INNINGS	39	6						45
NOT OUTS	3							3
HIGHEST SCORE	117no	107no	-	-	-	-	-	117no
AGGREGATE RUNS	904	197						1101
AVERAGE	25.11	32.83						26.21
DUCKS	1							1
CENTURIES	1	1						2
50s	7	1						8
CATCHES	21	3						24
STUMPINGS								
OVERS BOWLED	2	94						96
MAIDENS		33						33
WICKETS		7						7
RUNS	9	192						201
AVERAGE	?	27.43						28.71
5 wickets/innings								
BEST BOWLING	0/1	2/19	-	-	-	-	-	2/19
BALLS PER WICKET	?	80.57						82.29
RUNS PER OVER	4.50	2.04						2.09

Jack WOOD

Debut season 2010/11



29 April 2011	1STS	2NDS	3RDS	4THS	5THS	6THS	7THS	TOTAL
GAMES PLAYED	4	1						5
PREMIERSHIPS								
INNINGS	4							4
NOT OUTS								
HIGHEST SCORE	29							29
AGGREGATE RUNS	58							58
AVERAGE	14.50							14.50
DUCKS								
CENTURIES								
50s								
CATCHES								
STUMPINGS								
OVERS BOWLED	1							1
MAIDENS	0							0
WICKETS	0							0
RUNS	8							8
AVERAGE	?							?
5 wickets/innings								
BEST BOWLING	0/8							0/8
BALLS PER WICKET	?							?
RUNS PER OVER	8.00							8.00

Adam WOOLLETT

Debut season 1982/83

	1STS	2NDS	3RDS	4THS	5THS	6THS	7THS	TOTAL
29 April 2011								
GAMES PLAYED	3	36	42	15	34	1		131
PREMIERSHIPS	-	-	1	-	1			2
INNINGS	3	32	40	12	31	1		119
NOT OUTS		12	7	3	10			32
HIGHEST SCORE	6	52 no	85	38	99 no	7		99 no
AGGREGATE RUNS	12	290	756	158	510	7		1733
AVERAGE	4.00	14.50	22.91	17.56	24.29	7.00		19.92
DUCKS		5	4		3			12
CENTURIES								
50s			1	5		2		8
CATCHES	1	9	14	7	20	1		52
STUMPINGS								
OVERS BOWLED	31	431.83	415	57	125.17	1		1061
MAIDENS	5	112	107	9	21	0		254
WICKETS	6	55	56	9	21	0		147
RUNS	66	1118	1094	160	338	8		2784
AVERAGE	11.00	20.33	19.54	17.78	16.10	?		18.94
5 wickets/innings		3	2	1	2			8
BEST BOWLING	4/18	5/28	7/64	7/25	5/13	1/8		7/25
BALLS PER WICKET	31.00	47.11	44.46	38.00	35.76	?		43.31
RUNS PER OVER	2.13	2.59	2.64	2.81	2.70	8.00		2.62

