

Newtown and Chilwell Cricket Club Inc



Yearbook 2023/24

Life Members

D.D. LOOKER		G.N. TAYLOR	(1998)
C.A. BLAKISTON	(1950)	C. CARROLL	(2000)
V.H. PROFITT	(1956)	N.R. CRANE	(2000)
V.X. HASSETT		M. MERRIMAN	(2001)
J. FREWIN	(1961)	G. CLARK	(2001)
D.A. SHAW	(1964)	A. DEVLIN	(2004)
A.C. MARSHALL	(1965)	G. WHITESIDE	(2004)
J. MULROYAN	(1966)	A.J. GOVE	(2006)
G.M. WELLS	(1967)	D. MURRAY	(2006)
T. CLINCH	(1968)	R. MITCHELL	(2008)
A.P. ANDERSON BEM	(1970)	A. O'CONNOR	(2008)
D.S. FAREY	(1972)	I. HASTIE	(2011)
B.J. SHAW	(1975)	A. GREEN	(2011)
R.F. MERRIMAN AM	(1976)	S.D. WELLS	(2011)
A.G. SCHOFIELD	(1978)	D.P.D. ROYCE	(2013)
B.J. EDWARDS	(1980)	M.S. TURNLEY	(2014)
B. BAHR	(1981)	P.J. MORGAN	(2014)
G.P. WELLS	(1982)	A.R. JEFFERIES	(2016)
G.L. CHISHOLM	(1984)	W.J. HADFIELD OAM	(2018)
C.C. PEARCE	(1985)	M. ELLIS	(2020)
D.N. ROYCE OAM	(1986)	S. DAY	(2020)
D.P. BARNES	(1988)	P. TWADDLE	(2021)
R.D. PEARCE	(1991)	F. TUSKES	(2021)
A. MERRIMAN	(1995)	M. AINSWORTH	(2021)

Newtown & Chilwell Cricket Club Inc.

(Incorporated in 1984)

Certificate of Incorporation Reg. No. A1785H

Affiliated with the Geelong Cricket Association.

Newtown & Chilwell Cricket Club Inc.

Queen's Park Sporting Complex

Newtown, Vic 3220 'phone & fax 03 52215161

©2024 Newtown & Chilwell Cricket Club Inc.

Printed and published by PERSONAL PRINT, 0417 123 669.

Newtown and Chilwell Cricket Club Inc.



Yearbook 2023/24

Including club records
and statistics.



Contents



Office bearers 2023/24	5	1000 run/100 wicket Double	183
The Wrap Up of season 2023/24	7	Doubles – runs and wickets in a match	184
Club record and Statistics	79	Geelong Cricket Cup records (50 overs)	185
Club premierships	80	GCA Twenty20 Cup records	188
Seasonal ladder positions	83	VCCL Country week records	192
Premiership players	84	N&CCC international representatives	195
Premiership captains	91	N&CCC first class representatives	197
Office bearers		N&CCC players to play AFL/VFL	200
Captains	92	Father and Sons played in the same team	201
Executive positions	94	Mother and Daughters in the same team	203
General Committee members	98		
Coach/Chairman of Selectors	100	Batting records	205
Club match results – all elevens	101	Most runs in a season - all grades	206
Club team records – all elevens	103	500 runs in a season – all grades	206
Ladder positions – all elevens	104	5000 runs or more	207
Games played	105	3000 runs or more	208
Individual Club record holders – all elevens	110	2000 runs or more	209
Major trophy winners	111	1000 runs or more	210
Social trophy winners	114	Centuries	213
Average winners		Century on debut	214
First XI	117	Successive centuries	215
Average winners - other elevens	119	Juniors to make senior centuries	216
GCA average winners	122	Multiple century makers in the same inning	220
First Eleven records	127	Most career ducks	221
First XI team performances	128	The Pair (of ducks in a match)	222
Win/Loss ratio against all clubs	133	500 runs or more in a grade	223
First XI record scores	134	Record partnerships	225
Highest/Lowest scores against all clubs	135	Bowling records	229
Greatest run chases	135	Most wickets in a season – all grades	230
First XI player listing – capped players	136	Best bowling performances – all grades	230
100 First XI matches	141	300 or more wickets	231
First XI best averages	142	200 or more wickets	231
First Career stats – all players	144	100 or more wickets	232
First XI centuries as scored	158	50 or more wickets	234
First XI 5 wicket hauls as taken	159	10 or more wickets in a match	237
500 runs plus in a season	161	7 or more wickets in an inning	238
Most runs in a finals series	161	5 or more wickets in an inning	241
40 or more wickets in a season	162	50 wickets or more in a grade	245
Best bowling on First XI debut	162	25 or more wickets in a season	245
Highest scores on First XI debut	162	The Hat Trick	248
Doubles – runs and wickets in a season	163	Fielding records	249
Other Eleven records	165	Catching records - fielders	250
Second XI team performances	166	Most dismissals by wicket keepers	254
Third XI team performances	167	Catching records – wicketkeepers	257
Fourth XI team performances	169	Most catches in each grade	257
Fifth XI team performances	169	Most stumpings in each grade	260
Sixth XI team performances	170	Most catches in a match	264
Seventh XI team performances	171	Most catches by fielders in each XI	265
Women’s teams	171	Most catches by wicket keepers	265
Outstanding performances	172	Most stumpings in each XI	266
Played in all Seven XIs, Six XIs	181	Current player stats	267
‘Carrying the Bat’	181	Career records all players in season ‘23/24	268
99 runs in an inning (dismissed for...)	181		
Top Ten winners	182		

N&CC Office Bearers 2023/24

PATRON: David Shaw

PRESIDENT:

Tom LEVICK



SENIOR VICE PRESIDENT:

David NORMAN

VICE PRESIDENTS:

Brendan TWADDLE

Shaun PATTERSON

SECRETARY:

Russell MITCHELL

TREASURER:

Mark AINSWORTH

GENERAL COMMITTEE:

Warwick HADFIELD (Media Manager)

Ian HASTIE (Women's Director of Cricket)

Leah IRVING

Tom MEREDITH

Andrew SADOWY (Junior Coordinator)

Zac STOKES (Membership Officer)

Jorden TEGELHUTER

Jordan WHITE

CLUB MENS' COACH:

Patrick McKENNA (Tom MEREDITH)

COACHING PANEL:

Ian DALRYMPLE

David NORMAN (Bowling)

Rod KIDDLE (Batting)

Sam ALLEN (Fielding)

Brendan TWADDLE (hard wicket)

CHAIRMAN of SELECTORS:

Ian DALRYMPLE

CAPTAINS: First XI

Dylan HODGE

Second XI

Jordan TEGELHUTER

Third XI

Andrew KNOTT

Fourth XI

Jordan WHITE

Fifth XI

Matt SUVOLTOS

Women's C grade CAPTAIN

Susan MEANEY

Women's E grade CAPTAIN

Jules HOLT

WOMEN'S DIRECTOR of CRICKET: Ian HASTIE

WOMEN'S TEAM COACH:

Phil TWADDLE

N&C Office Bearers 2023/24

FIRST XI SCORER:	Mark TURNLEY
FIRST XI MANAGER:	Mark TURNLEY
JUNIOR COORDINATOR:	Andrew SADOWY
HEAD CURATOR:	Ian SIMPSON
STATISTICIAN - MyCricket:	David BARNES
IT COMMUNICATIONS:	Frank TUSKES
TRIBUNE EDITOR:	David BARNES
AUDITOR:	Olsen & Carter (Horsham)
SOCIAL CONTACT:	social@two-blues.com.au

HOME GROUNDS

1sts & 2nds	KFC Oval, Queen's Park
3rds & 4ths	Shaw Oval, Queen's Park
5ths	Eastern Park no 3
Women's	KFC Oval Shaw Oval
Juniors	as above plus Belmont Common north 2 Entry programs on KFC Oval.

N&CCC 2023/24 MAJOR AWARDS

David Shaw (formerly Jim Perry) Most Valuable Playing member – Paddy McKenna

David Barnes (formerly Syd Johnston) Clubman's Award – Tom Levick

James Fairnie best performed team – Fourth XI

Ted Hood Award Clubmanship and Playing Ability in the Juniors – Madden Sadowy

Vic Profitt Award for contribution to the Juniors – Andrew Sadowy

Merriman Medallist (Cricketer of the Year) – Paddy McKenna

Women's Champion Player – Bianca Duff

Vin Hassett Medallist – Ronnie McKenna

Wells Family Medallist – Paddy McKenna

De Grandis Top 10 batting – Ronnie McKenna

De Grandis Top 10 bowling – Brendan Twaddle

De Grandis Top10 Player of the Season – Paddy McKenna

Average Winners 2023/24

Vin Hassett Medallist	First XI	batting	Ronnie McKENNA	528 runs @ 44 ave.
Greg Wells Medallist		bowling	Paddy McKENNA	20 wickets @ 15.25 ave.
	Second XI	batting	Jordan TEGELHUTER	262 runs @ 26.2 ave.
		bowling	Sam TAYLOR	24 wickets @ 18.08 ave.
	Third XI	batting	Rod KIDDLE	411 runs @ 58.81 ave.
		bowling	Brendan TWADDLE	26 wickets @ 14.46 ave.
	Fourth XI	batting	Zac STOKES	244 runs @ 61 ave.
		bowling	Tom AGAR	15 wickets @ 18.73 ave.
	Fifth XI	batting	Craig GREEN	260 runs @ 86.67 ave.
	GCA1 5ths	bowling	Rex SUVOLTOS	19 wickets @ 24.37 ave.
	Women's 1st XI	batting	Lauren MARINO	435 runs @ 72.5 ave.
	C grade	bowling	Bianca DUFF	16 wickets @ 11.88 ave.
	Women's 2nd XI	batting	Rebecca WRIGHT	142 runs @ 15.78 ave.
	E grade	bowling	Jules HOLT	14 wickets @ 8.5 ave.

Men's average qualifications in ALL GRADES

Batting - 6 matches, 6 innings, 200 runs. Bowling - 6 matches, 50 overs, 15 wickets.



Congratulations to our Association award winners, super proud of their efforts throughout the season.
Bianca winning the C grade champion player award and Lauren winning the C grade batting average award. Well done girls.



Two Blue honour roll 2324 Win/Loss

Seniors

	<u>Played</u>	<u>won</u>	<u>lost</u>	<u>bye</u>	<u>drawn</u>	<u>tied</u>	<u>forfeit</u>	<u>Ladder position</u>	<u>Players used - 105</u>
GCA1 First XI	15	6	8	-	1	-	-	4 th of 8	18
GCA1 Second XI	14	5	6	-	3	-	-	6 th of 8	25
GCA1 Third XI	16	7	3	-	6	-	-	runner ups of 8	32
GCA1 Fourth XI	16	10	2	-	4	-	-	PREMIERS of 8	30
GCA1 Fifth XI	19	12	4	-	3	-	-	3 rd of 8	27
BWCC C grade	16	12	3	-	-	1	-	PREMIERS of 10	18
BWCC E grade	15	8	6	1	-	-	-	3 rd of 8	14
TOTAL	111	60	32	1	17	1	-	4th in the Club Championship	

Won 54.05% Lost 28.83%

Juniors

	<u>Played</u>	<u>won</u>	<u>lost</u>	<u>drawn</u>	<u>tied</u>	<u>bye</u>	<u>Ladder position/Section</u>
Under 17 Taylor	10	4	5	1	-	-	5 th of 8 in the Just section
Under 15 Crane	10	3	5	2	-	-	6 th of 8 in the Emond section
Under 13 Royce	14	10	3	2	-	-	4 th of 8 in the Norquay section
Under 13 Morgan	13	2	10	1	-	2	7 th of 7 in the Agg section (Friday night)
Under 13 Chisholm	14	5	6	1	-	2	7 th of 9 in the Jefferies section (Friday night)
Under 13 Barnes	16	9	8	-	-	-	4 th of 8 in the Hansen section (Friday night)

5 wickets or more in an inning (12)...

Levi Irving	5 for 18 versus Grovedale 4ths on 7/10/2023.	Aiden Grace	5 for 7 versus South Barwon 4ths on 3/02/2024.
Noah Guida	5 for 46 versus East Belmont 1sts on 14/10/2023.	Sam Meaney	5 for 43 versus South Barwon 3rds on 3/02/2024.
Lewis Povey	6 for 21 versus East Belmont 4ths on 14/10/2023.	Rohan Wardle	5 for 44 versus East Belmont 5ths on 24/02/2024.
Steve Abram	5 for 15 versus St Josephs 5ths on 21/10/2023.	Paddy McKenna	5 for 83 versus North Geelong 1sts on 16/03/2024 in the semi final
Archie Bain	6 for 27 versus Grovedale 1sts on 11/11/2023.	Aiden Grace	5 for 17 versus South Barwon 4ths on 24/04/2024 in the grand final.
Brendan Twaddle	5 for 42 versus Grovedale 3rds on 18/11/2023.		
Jordan Lewis	5 for 58 versus North Geelong 1sts on 20/01/2024.		

Centuries (6)...

Paddy McKenna	115 not out (off 173 balls with 13 fours, one six) versus Grovedale 1sts in round 6 on 18/11/2023.
Ronnie McKenna	104 (off 169 balls with 13 fours) versus Grovedale 1sts in round 6 on 18/11/2023.
Paddy McKenna	141 not out (off 231 balls with 16 fours and 5 sixes) versus South Barwon 1sts in round 12 on 10/02/2024.
Jacob Harmon	110 (off 148 balls with 13 fours) versus South Barwon 4ths in round 12 on 10/02/2024.
Ronnie McKenna	106 (off 201 balls with 10 fours) versus Lara 1sts in round 13 on 24/02/2024.
Rod Kiddle	131 (with 16 fours & 3 sixers) versus Lara 3rds in round 13 on 24/02/2024.

Partnerships over 100 runs (9)...

115 runs unbeaten for the 1 st wicket by Jordan Tegelhuter (82no) & Tim Hosking (21no) versus East Belmont 2nds in round 2 on 14/10/2023.
201 runs for the 3 rd wicket by Paddy McKenna (115no) & Ronnie McKenna (104) versus Grovedale 1sts in round 6 on 18/11/2023.
A record partnership for the 3 rd wicket in the First XI.
100 runs for the 8 th wicket by Tom Levick (68no) & Max Inderberg (48) versus Grovedale 4ths in round 6 on 18/11/2023.
116 runs for the 3 rd wicket by Jarad Battenally (78) & Tom Patterson (81) versus Highton 2nds in round 9 on 16/12/2023.
157 runs for the 3 rd wicket by Paddy McKenna (141no) & Ronnie McKenna (72) versus South Barwon 1sts in round 12 on 10/02/2024.
102 runs for the 5 th wicket by Jacob Harmon (110) & Angus Duff (49) versus South Barwon 4ths in round 12 on 10/02/2024.
108 runs for the 6 th wicket by Jacob Harmon (110) & Zac Stokes (93) versus South Barwon 4ths in round 12 on 10/02/2024.
169 runs for the 2 nd wicket by Rod Kiddle (131) & Jacob Harmon (69) versus Lara 3rds in round 13 on 24/04/2024.
110 runs for the 1 st wicket by Bianca Duff (50 retired not out) & Lauren Marino (52 retired not out) versus Bell Park in the BWCC C grade grand final on 3/02/2024. A record women's partnership.

Milestones...

Andrew Knott	50 club matches	Brendan Twaddle	250 club wickets	Noah Guida	50 club wickets
Sam Mitchell	100 club matches		200 club matches		50 club matches
Harry Christie	100 club matches		2000 club runs	Rod Kiddle	5000 club runs
Jordan Tegelhuter	100 club matches	Jordie Lewis	200 club matches	Dylan Hodge	1000 club runs
	50 club wickets	James Purcell	200 club matches	Grant Meaney	50 club wickets
Jordie Lewis	200 club wickets	Nick Burke	50 club wickets	Sam Taylor	50 club matches
Grant Whiteside	450 catches		50 club matches	Tom Kiddle	50 club matches
Isaac Hogan	1000 club runs	Arch Fleet	50 club wickets	Matt Suvoltos	300 club wickets
Sam Taylor	50 club wickets	Andrew Sadowy	1000 club runs		5000 club runs
Adam O'Connor	6000 club runs	Jack Hastie	50 club wickets	Levi Irving	1000 club runs
Ronnie McKenna	1000 club runs	Matt Scott	50 club matches		
Adam Patching	250 club matches	Tom Levick	200 club wickets		

Outstanding performances...

Max Inderberg took 4 catches and a stumping versus St Josephs 5ths in round 17 on 2/03/2024.
Madden Sadowy took 6 catches versus South Barwon 4ths in the grand final on 24/03/2024. The most catches in an inning in a final.

2023/24 Top 10 sponsored by



Batting

runs

Ronnie McKENNA	528 @ 44
Paddy McKENNA	478 @ 39.83
Lauren MARINO	435 @ 72.5
Jacob HARMON	432 @ 39.27
Bianca DUFF	424 @ 70.67
Adam O'CONNOR	427 @ 38.82
Rod KIDDLE	411 @ 58.71
Mark AINSWORTH	393 @ 30.23
Andrew SADOWY	365 @ 26.07
Madden SADOWY	346 @ 23.07

Bowling

wickets

Brendan TWADDLE	26 @ 14.46
Jordie LEWIS	26 @ 22.62
Sam TAYLOR	24 @ 18.08
Lewis POVEY	22 @ 21.55
Paddy McKENNA	20 @ 15.25
Rex SUVOLTOS	19 @ 25.42
Archie FLEET	18 @ 18.11
Jordan WHITE	18 @ 19.50
Nick BURKE	18 @ 25.67
Mehar BIRAH	17 @ 16.18
Archie BAIN	17 @ 22.47
Henry MEANEY	17 @ 22.88

Catches - fielders

Archie BAIN	8
Aiden GRACE	8
Jacob HARMON	8
Andrew KNOTT	8
Jordan WHITE	8
Henry MEANEY	8
Dylan HODGE	7
Tom LEVICK	7
Bailey YOUNG	7
Andrew SADOWY	7
Jack ROYCE	7





Dismissals 'keepers

Mike CHAPMAN	18 (12c, 6st)
Ronnie McKENNA	17 (12c, 5st)
Rebecca WRIGHT	17 (16c, 1st)
Grant WHITESIDE	16 (7c, 9st)
Madden SADOWY	15 (15c)
Charlie WINDT	10 (7c, 3st)
Tom PATTERSON	8 (8c)
James PURCELL	7 (7c)
Michelle GAVIN	7 (6c, 1st)
Florianne TWADDLE	6 (6ct)
Max INDERBERG	6 (4c, 2st)
Adam PATCHING	6 (6c)
Tim HOSKING	2 (2c)

Player of the Season

Paddy McKENNA	953
Ronnie McKENNA	778
Bianca DUFF	749
Jacob HARMON	722
Jordie LEWIS	719
Brendan TWADDLE	629
Tom LEVICK	628
Jordan WHITE	620
Zac STOKES	604
Lewis POVEY	580
Mihir PATEL	535
Adam O'CONNOR	529

Sam TAYLOR	527
Mihir PATEL	526
Lauren MARINO	525
Madden SADOWY	516
Matt SUVOLTOS	514
Adam PATCHING	511
Rod KIDDLE	491
Mark AINSWORTH	483
Archie BAIN	476
Noah GUIDA	475
Charlie SUVOLTOS	473
Grant WHITESIDE	473

 Club Championship	Totals	
1 North Geelong	96.5	
2 East Belmont	88	
3 South Barwon	79.5	
4 Newtown & Chilwell	73.5	
5 Grovedale	58	
6 Lara	56.5	
7 St Josephs	55	
8 Highton	53	



Merriman Medallist 2023/24

Paddy McKenna





FIRST XI BATTING 2023/24

18 Mar 2024

	Total games	INNS	Not Outs	HIGH SCORE	RUNS	AVE	DUCKS	100s	50s	CATCH	STUMP	Days played	1sts
Ronnie McKENNA	14	14	2	106	528	44.00	1	2	2	12	5	22	
Paddy McKENNA	14	14	2	141 no	478	39.83	3	2	1	6		22	
Tyson WINDUS	12	12	1	39	213	19.36	1	0	0	4		19	
Noah GUIDA	14	11	2	60 no	200	22.22		0	2	3		22	
Sam MITCHELL	9	9		63	166	18.44	2	0	2	5		14	
Dylan HODGE	13	10	3	46 no	156	22.29	1	0	0	7		20	
Chay DEARY	10	7	1	35	119	19.83		0	0	2		16	
Tom MEREDITH	5	5		45	109	21.80		0	0	3		7	
Archie BAIN	10	7	4	59 no	86	28.67		0	1	8		18	
Nick BURKE	14	9	2	24	50	7.14	4	0	0	4		22	
Sam ALLEN	11	6	1	13	42	8.40	1	0	0	6		17	
Tom KIDDLE	5	4		30	37	9.25	1	0	0	2		9	
Isaac HOGAN	3	3		11	28	9.33		0	0			3	
Lachlan NORTON	5	4		12	26	6.50		0	0			7	
Jordie LEWIS	6	4	2	12	16	8.00	1	0	0	1		11	
Josh NORMAN	5	3	1	3 no	6	3.00	1	0	0	1		6	
Harry CHRISTIE	3	2	1	4	6	6.00		0	0	2		5	
Tom PATTERSON	1	1		2	2	2.00		0	0	2		2	



FIRST XI BOWLING 2023/24

18/3/2024

	18/3/2024	OVERS	MAID ENS	WKTS	RUNS	BOWL AVE	Best Bowling	STRIKE RATE	RUNS per OVER	Five wickets plus
Paddy McKENNA		90.5	24	20	305	15.25	5/83	27.25	3.36	1
Nick BURKE		119.2	17	18	462	25.67	4/42	39.78	3.87	
Archie BAIN		119	22	17	382	22.47	6/27	42.00	3.21	1
Dylan HODGE		164.4	32	16	446	27.88	2/22	61.75	2.71	
Noah GUIDA		93.2	9	13	470	36.15	5/46	43.08	5.04	1
Jordie LEWIS		101.2	34	10	280	28.00	5/58	60.80	2.76	1
Sam ALLEN		89.4	3	9	418	46.44	2/19	59.77	4.66	
Chay DEARY		19.1	3	6	58	9.67	4/23	19.18	3.02	
Tyson WINDUS		15.1	2	3	71	23.67	2/35	30.32	4.68	
Josh NORMAN		31	2	1	130	130.00	1/26	186.00	4.19	
Tom KIDDLE		4	0	1	35	35.00	1/35	24.00	8.75	
Lachlan NORTON		14	0	1	85	85.00	1/18	84.00	6.07	
Ronnie McKENNA		1	0	0	5	-	0/5	-	5.00	
Harry CHRISTIE		27	5	0	82	-	0/9	-	3.04	



SECOND XI BATTING 2023/24

11 Mar 2024	Total games	INNS	Not Outs	HIGH SCORE	RUNS	AVE	DUCKS	100s	50s	CATCH	STUMP	Days played	2nds
Jordan TEGELHUTER	13	11	1	82 no	262	26.20	1	0	1	6		19	
Darren FLEET	7	6		99	197	32.83		0	2	5		12	
Jordie LEWIS	8	6	2	75 no	183	45.75		0	1	2		11	
Jarad BATTENALLY	6	6		78	187	31.17		0	2	3		12	
Charlie WINDT	9	8	1	41	147	21.00		0	0	7	1	14	
Lachlan NORTON	7	5		56	134	26.80		0	1	2		12	
Douglas BERGAMIN	5	5		65	111	22.20	1	0	1	1		9	
Tom PATTERSON	3	2		81	84	42.00		0	1	6		4	
Tom KIDDLE	8	5		25	82	16.40		0	0	3		10	
Sam TAYLOR	12	8	2	20	67	11.17		0	0	4		20	
Lewis POVEY	6	6	2	21	66	16.50	1	0	0	1		10	
Tim HOSKING	3	2	1	42	63	63.00		0	0	2		4	
Oscar DOWLING	8	6		42	55	9.17	2	0	0	1		11	
Josh NORMAN	6	4	3	32 no	51	51.00		0	0	2		10	
Jack ROYCE	6	4		32	55	13.75		0	0	7		8	
Levi IRVING	3	3		34	46	15.33		0	0			4	
Bailey YOUNG	9	6	1	12	37	7.40	1	0	0	6		16	
Archie FLEET	12	7	4	12	26	8.67	1	0	0	1		19	
Ethan GUIDA	2	1	1	13 no	13	-		0	0	3		3	
Isaac HOGAN	4	4		8	8	2.00	3	0	0			6	
Harry CHRISTIE	3	1		6	6	6.00		0	0	2		3	
Sam MEANEY	2	1		4	4	4.00		0	0	1		3	
Jacob HARMON	1	1		0	0	0.00	1	0	0	1		2	
Tom LEVICK	1											1	
Chay DEARY	1											1	



SECOND XI BOWLING 2023/24

11 Mar 2024	OVERS	MAID ENS	WKTS	RUNS	BOWL AVE	Best Bowling	STRIKE RATE	RUNS per OVER	Five wickets plus
Sam TAYLOR	147.1	28	24	434	18.08	4/51	36.79	2.95	
Jordie LEWIS	109.1	31	16	308	19.25	4/16	40.94	2.82	
Archie FLEET	119.5	19	16	351	21.94	2/18	44.94	2.93	
Lachlan NORTON	64.4	5	10	285	28.50	4/50	38.80	4.41	
Bailey YOUNG	57	11	8	187	23.38	3/36	42.75	3.28	
Josh NORMAN	64	18	6	152	25.33	2/26	64.00	2.38	
Jack ROYCE	22	1	5	93	18.60	3/42	26.40	4.23	
Lewis POVEY	43.4	11	4	152	38.00	3/23	65.51	3.48	
Harry CHRISTIE	16	3	3	46	15.33	2/32	32.00	2.88	
Jordan TEGELHUTER	15	4	2	47	23.50	2/34	45.00	3.13	
Sam MEANEY	14	4	2	24	12.00	1/7	42.00	1.71	
Ethan GUIDA	18	1	2	65	32.50	1/15	54.00	3.61	
Isaac HOGAN	16	0	1	85	85.00	1/34	96.00	5.31	
Tom KIDDLE	8	3	1	22	22.00	1/10	48.00	2.75	
Levi IRVING	9	0	1	35	35.00	1/20	54.00	3.89	
Jacob HARMON	8	1	0	33	-	0/33	-	4.13	



THIRD XI BATTING 2023/24

24 Mar 2024	Total games	Not		HIGH SCORE	RUNS	AVE	DUCKS	100s	50s	CATCH	STUMP	Days played	3rds
		INNS	OUTS										
Rod KIDDLE	8	8	1	131	411	58.71		1	2	3		15	
Jacob HARMON	9	7	1	90	210	35.00	1	0	2	6		16	
Matt SCOTT	11	10	2	59	204	25.50	1	0	1	6		18	
Sam MEANEY	12	11	1	38	171	17.10		0	0	4		19	
Brendan TWADDLE	12	10		47	164	16.40	2	0	0	3		20	
Douglas BERGAMIN	4	3	1	58 no	162	81.00		0	2	3		6	
Jarad BATTENALLY	5	5		47	135	27.00		0	0	1		6	
Levi IRVING	8	6		38	134	22.33		0	0	2		15	
Andrew KNOTT	14	12	1	29	127	11.55	2	0	0	8		22	
Angus DUFF	5	5		51	100	20.00		0	1	1		10	
Charlie WINDT	2	2	1	70	78	78.00		0	1		2	2	
Mike CHAPMAN	6	6	4	29	76	38.00		0	0	5	3	12	
Hunter NORMAN	6	5		61	76	15.20		0	1	1		12	
Madden SADOWY	5	5		28	63	12.60		0	0	2		8	
Lewis POVEY	6	5	1	23	61	15.25		0	0			10	
Darren FLEET	4	3		25	55	18.33		0	0	1		5	
Oscar DOWLING	1	1		51	51	51.00		0	1			2	
Mihir PATEL	5	5		15	41	8.20		0	0	2		7	
Tom LEVICK	6	5	1	18	40	10.00	1	0	0	4		8	
Bailey YOUNG	2	2		40	40	20.00	1	0	0	1		2	
Jack ROYCE	1	1		31	31	31.00		0	0			2	
Zac STOKES	4	3		17	24	8.00		0	0			7	
Mark AINSWORTH	3	3		18	21	7.00		0	0	2		4	
Aiden GRACE	11	4	4	9 no	19	-		0	0	7		15	
Adam KALZ	6	3	2	12	15	15.00		0	0	4		11	
Lachlan NORTON	1	1		13	13	13.00		0	0	1		1	
Jack GORDON	4	2	2	6 no	8	?		0	0	2		6	
Tom AGAR	1	1		7	7	7.00		0	0			1	
Levi WEST	1	1		7	7	7.00		0	0			1	
Andrew SADOWY	3	3		2	4	1.33	1	0	0	2		3	
Archie FLEET	1											1	
Riley NORTON	1											2	



THIRD XI BOWLING 2023/24

24 Mar 2024	OVERS	MAID ENS	WKTS	RUNS	BOWL AVE	Best Bowling	STRIKE RATE	RUNS per OVER	Five wickets plus
Brendan TWADDLE	186.63	54	26	376	14.46	5/42	43.11	2.01	1
Lewis POVEY	80	14	11	287	26.09	3/49	43.64	3.59	
Adam KALZ	99	29	11	241	21.91	4/24	54.00	2.43	
Sam MEANEY	57	13	10	180	18.00	5/43	34.20	3.16	1
Tom LEVICK	44.63	9	9	140	15.56	3/24	29.89	3.12	
Levi IRVING	40	8	9	154	17.11	3/58	26.67	3.85	
Aiden GRACE	91	16	8	287	35.88	3/36	68.25	3.15	
Jacob HARMON	49	7	6	167	27.83	2/22	49.00	3.41	
Jack GORDON	37	8	6	114	19.00	3/24	37.00	3.08	
Zac STOKES	30	4	5	82	16.40	2/37	36.00	2.73	
Mihir PATEL	27	3	4	121	30.25	3/21	40.50	4.48	
Angus DUFF	18	4	4	51	12.75	3/24	27.00	2.83	
Lachlan NORTON	9	0	3	62	20.67	3/62	18.00	6.89	
Bailey YOUNG	14	0	2	37	18.50	2/20	42.00	2.64	
Archie FLEET	9	1	2	49	24.50	2/4	27.00	5.44	
Matt SCOTT	1	1	1	0	0.00	1/0	6.00	0.00	
Darren FLEET	7	0	0	30	-	0/4	-	4.29	
Tom AGAR	9	0	0	45	-	0/45	-	5.00	
Jack ROYCE	11	0	0	52	-	0/52	-	4.73	
Levi WEST	9	1	1	31	-	0/31	-	3.44	



FOURTH XI BATTING 2023/24

24 Mar 2024

	Total games	INNS	Not Outs	HIGH SCORE	RUNS	AVE	DUCKS	100s	50s	CATCH	STUMP	Days played	4ths
Mark AINSWORTH	12	12	2	75	372	37.20	0	3	4			20	
Andrew SADOWY	12	12	1	69	361	32.82	0	3	5			21	
Madden SADOWY	10	10		48	283	28.30	0	0	13			16	
Zac STOKES	9	6	2	93	245	61.25	0	2	3			15	
Jacob HARMON	5	5	1	110	222	55.50	1	1	1			7	
Jordan WHITE	13	10	3	69no	220	31.43	2	0	2	8		20	
Mihir PATEL	9	9		62	214	23.78	0	2	3			15	
Angus DUFF	5	5	1	62no	135	33.75	0	1	2			8	
Adam O'CONNOR	3	3		44	111	37.00	0	0	2			4	
Jack HASTIE	9	8	2	41	106	17.67	1	0	0	1		12	
Max INDERBERG	4	4	1	48	94	31.33	0	0	1			7	
Barnaby WILLIAMS	7	7		39	85	12.14	1	0	0	3		12	
Tom LEVICK	6	3	1	68no	68	34.00	2	0	1	2		11	
Mike CHAPMAN	8	5		22	63	12.60	1	0	0	7	3	10	
Aiden GRACE	3	2	1	38	48	48.00	0	0	1			6	
Charlie SUVOLTOS	5	5		14	44	8.80	0	0				8	
Riley NORTON	3	2	1	34no	37	37.00	0	0	1			4	
Anthony LEAN	4	3	1	26	34	17.00	0	0	3			5	
Tom AGAR	11	5	1	11	29	7.25	0	0	5			18	
Jack GORDON	8	4	3	16no	25	25.00	0	0	1			13	
Grant WHITESIDE	1	1		22	22	22.00	0	0				2	
Levi WEST	10	2	2	12no	17	?	0	0	4			18	
Rex SUVOLTOS	1	1	1	16no	16	?	0	0				1	
Hunter NORMAN	1	1		14	14	14.00	0	0				2	
Lewis POVEY	2	1		13	13	13.00	0	0	1			2	
Matt SCOTT	1	1		5	5	5.00	0	0				2	
Levi IRVING	1	1		4	4	4.00	0	0	1			2	
Steve ABRAM	2	2	1	3no	4	4.00	0	0				3	
Sam MEANEY	1									1		1	
Henry MEANEY	3									1		5	



FOURTH XI BOWLING 2023/24

24 Mar 2024

	OVERS	MAID ENS	WKTS	RUNS	BOWL AVE	Best Bowling	STRIKE RATE	RUNS per OVER	Five wickets plus
Jordan WHITE	104.66	13	18	351	19.50	4/47	34.89	3.35	
Tom AGAR	81.5	18	15	281	18.73	3/49	32.60	3.45	
Zac STOKES	62	10	11	194	17.64	3/23	33.82	3.13	
Aiden GRACE	33	14	10	39	3.90	5/7	19.80	1.18	2
Jack GORDON	95	37	10	154	15.40	4/10	57.00	1.62	
Levi WEST	59.17	10	8	177	22.13	3/27	44.38	2.99	
Lewis POVEY	15.16	5	7	35	5.00	6/21	12.99	2.31	1
Riley NORTON	32	3	7	128	18.29	4/39	27.43	4.00	
Jack HASTIE	47	8	6	151	25.17	4/44	47.00	3.21	
Tom LEVICK	45	11	5	138	27.60	3/74	54.00	3.07	
Levi IRVING	9	5	5	18	3.60	5/18	10.80	2.00	1
Mihir PATEL	24	3	5	87	17.40	2/7	28.80	3.63	
Jacob HARMON	29	5	4	102	25.50	2/40	43.50	3.52	
Steve ABRAM	20	2	3	70	23.33	3/50	40.00	3.50	
Henry MEANEY	14	1	3	85	28.33	2/38	28.00	6.07	
Sam MEANEY	2	1	1	7	7.00	1/7	12.00	3.50	
Anthony LEAN	7	1	1	27	27.00	1/11	42.00	3.86	
Angus DUFF	15	4	1	50	50.00	1/13	90.00	3.33	
Charlie SUVOLTOS	23	2	1	104	104.00	1/10	138.00	4.52	
Barnaby WILLIAMS	15	2	1	32	32.00	1/6	90.00	2.13	
Andrew SADOWY	2	0	0	4	-	0/4	-	2.00	
Rex SUVOLTOS	9	2	0	20	-	0/20	-	2.22	

FIFTH XI BATTING 2023/24 GCA1 5ths

18 Mar 2024	Total games	INNS	Not Outs	HIGH SCORE	RUNS	AVE	DUCKS	100s	50s	CATCH	STUMP
Adam O'CONNOR	10	10	2	54 rtno	316	39.50	0	2	4		
Adam PATCHING	10	9	3	68 no	301	50.17	0	3	6		
Grant WHITESIDE	11	9	4	54 rtno	273	54.60	0	4	7	9	
Craig GREEN	8	7	4	52 rtno	260	86.67	0	4	3		
Charlie SUVOLTOS	9	9	3	52 rtno	252	42.00	0	2	2		
Harmeet DHAMILJA	9	8	4	52 rtno	233	58.25	0	3	3		
Anthony LEAN	10	10	3	50 rtno	220	31.43	0	1	1		
Matt SUVOLTOS	11	10	2	50 no	211	26.38	0	1	3		
Banjo SAVAGE	10	9	2	50 rtno	153	21.86	0	1	5		
Rohan WARDLE	11	8	2	40	140	23.33	0	0	2		
Tom LEVICK	2	2	1	85	135	135.00	0	2	1		
Barnaby WILLIAMS	4	4	1	52 rtno	111	37.00	0	1	2		
Ben HARMON	3	3	1	51	107	53.50	0	1			
Max INDERBERG	4	4	1	45	86	28.67	0	0	4	2	
Jack HASTIE	7	6	3	29 no	72	24.00	1	0	0	5	
Mihir PATEL	1	1	1	50 rtno	50	-	0	1			
Rex SUVOLTOS	15	9	2	15	48	6.86	1	0	0	5	
Grant MEANEY	10	5	2	17 no	44	14.67	0	0	3		
Fraser POVEY	2	2		28	36	18.00	0	0	1		
Steve ABRAM	11	5	2	13 no	33	11.00	1	0	0	4	
Henry MEANEY	12	5	2	14 no	28	9.33	1	0	0	7	
Adam WOOLLETT	1	1		17	17	17.00	0	0			
James PURCELL	2	1	1	9 no	9	-	0	0	7		
Najeebullah SOOMRO	1	1		9	9	9.00	0	0			
Zaiden AINSWORTH	6	3	3	1 no	1	-	0	0	1		
Riley NORTON	1										
Rowan HARBRIDGE	2									1	
Nic MARTIN	4									2	

FIFTH XI BOWLING 2023/24 GCA1 5ths

18 Mar 2024	OVERS	MAID ENS	WKTS	RUNS	BOWL AVE	Best Bowling	STRIKE RATE	RUNS PER OVER	Five wickets plus
Rex SUVOLTOS	93.2	13	19	463	24.37	3/23	29.47	4.96	
Grant MEANEY	65	5	14	290	20.71	4/36	27.86	4.46	
Henry MEANEY	59	2	14	304	21.71	3/18	25.29	5.15	
Matt SUVOLTOS	33	0	13	192	14.77	3/36	15.23	5.82	
Steve ABRAM	67	5	12	251	20.92	5/16	33.50	3.75	1
Rohan WARDLE	12.2	0	9	82	9.11	5/44	8.22	6.65	1
Jack HASTIE	48.3	3	8	193	24.13	2/13	36.38	3.98	
Anthony LEAN	42.5	3	7	246	35.14	2/29	36.71	5.74	
Adam PATCHING	12.5	1	6	69	11.50	3/14	12.83	5.38	
Charlie SUVOLTOS	18.1	1	4	124	31.00	2/20	27.24	6.83	
Rowan HARBRIDGE	16	2	3	53	17.67	2/26	32.00	3.31	
Banjo SAVAGE	22	0	3	112	37.33	3/22	44.00	5.09	
Nic MARTIN	12	0	3	63	21.00	2/1	24.00	5.25	
Ben HARMON	9.1	1	3	59	19.67	3/0	18.32	6.44	
Tom LEVICK	14.3	3	2	59	29.50	2/40	43.50	4.07	
Riley NORTON	8	0	2	38	19.00	2/38	24.00	4.75	
Craig GREEN	25	1	2	159	79.50	2/52	75.00	6.36	
Zaiden AINSWORTH	23	2	2	157	78.50	2/34	69.00	6.83	
Barnaby WILLIAMS	14	0	1	107	107.00	1/13	84.00	7.64	
Mihir PATEL	2	0	0	20	-	0/20	-	10.00	
Fraser POVEY	2	0	15	27	-	0/0	-	13.50	
Najeebullah SOOMRO	5	0	0	27	-	0/27	-	5.40	



BWCC Navy BATTING 2023/24

4 Mar 2024

	Total games	INNS	Not Outs	HIGH SCORE	RUNS	AVE	DUCKs	100s	50s	CATCH	STUMP
Lauren MARINO	13	13	7	52 rtno	435	72.50	1	0	4	5	
Bianca DUFF	14	14	8	53 rtno	424	70.67		0	4	3	
Susan MEANEY	13	10	4	50 no	166	27.67	2	0	1	6	
Michelle GAVIN	12	9	2	51 rtno	123	17.57	1	0	1	6	1
Belinda MILVERTON	15	9	3	50 no	91	15.17	2	0	1	1	
Kate SEIFFERT	12	12	6	18 no	88	14.67	2	0	0	4	
Allison WEDDING	15	5	1	12	37	9.25		0	0		
Florianne TWADDLE	15	7	4	7	26	8.67	1	0	0	6	
Keely FRANKLIN	5	4	3	11 no	17	17.00	1	0	0	1	
Annabelle JOHANSON	10	3	2	12 no	16	16.00		0	0		
Alice MARQUAND	2	1	1	11 no	11	?		0	0		
Erin WHITE	3	1		3	3	3.00		0	0	1	
Kirsty MELLROSS	4	2	1	2	3	3.00		0	0		
Mehar BIRAH	12	1	1	3 no	3	?		0	0	1	
Rebecca WRIGHT	1	1		2	2	2.00		0	0		
Harman BIRAH	12	2	1	1	1	1.00		0	0		
Scarlett HANNEYSEE	3										
Hannah CARSON	2										



BWCC Navy BOWLING 2023/24

4/3/2024

	4/3/2024	OVERS	MAID ENS	WKTS	RUNS	BOWL AVE	Best Bowling	STRIKE RATE	RUNS per OVER	Five wickets plus
Mehar BIRAH		47	0	17	275	16.18	4/19	16.59	5.85	
Bianca DUFF		53	0	16	190	11.88	4/14	19.88	3.58	
Susan MEANEY		43.5	3	13	170	13.08	3/15	20.23	3.88	
Belinda MILVERTON		41.2	0	13	231	17.77	4/10	19.08	5.59	
Harman BIRAH		39.4	1	9	253	28.11	2/10	26.45	6.38	
Allison WEDDING		33.3	0	7	150	21.43	2/21	28.71	4.48	
Michelle GAVIN		20	0	4	76	19.00	2/8	30.00	3.80	
Florianne TWADDLE		3	0	2	16	8.00	1/6	9.00	5.33	
Scarlett HANNEYSEE		11	0	1	68	68.00	1/22	66.00	6.18	
Annabelle JOHANSON		7	0	1	51	51.00	1/37	42.00	7.29	
Lauren MARINO		2	0	0	18	-	0/18	-	9.00	
Kate SEIFFERT		2	0	0	15	-	0/15	-	7.50	
Alice MARQUAND		1	0	0	10	-	0/10	-	10.00	
Erin WHITE		1	1	0	0	-	0/0	-	0.00	
Hannah CARSON		3	0	16	16	-	0/7	-	5.33	



BWCC Cambridge BATTING 2023/24

	4 Mar 2024	Total games	INNS	Not Outs	HIGH SCORE	RUNS	AVE	DUCKs	100s	50s	CATCH	STUMP
Rebecca WRIGHT		13	12	3	30 no	142	15.78		0	0	16	1
Steph WYND		14	12	5	27 no	100	14.29	1	0	0	2	
Carly WHITE		13	10	3	15	93	13.29	1	0	0		
Alice MARQUAND		10	8	1	16	51	7.29		0	0		
Kirsty MELLROSS		7	5	1	14	44	11.00		0	0	1	
Keely FRANKLIN		8	6	1	22 no	43	8.60	1	0	0		
Leah IRVING		12	7	2	18 no	34	6.80	2	0	0		
Jules HOLT		13	7	6	11 no	26	26.00	1	0	0	4	
Erin WHITE		9	7	5	7 no	24	12.00	2	0	0	2	
Maddison TEGELHUTER		12	7	1	9 no	10	1.67	5	0	0		
Scarlett HANNEYSEE		10	5	2	4	5	1.67	2	0	0	2	
Zoe HUNTER		11	4	2	3 no	3	1.50	3	0	0	1	
Mary MALONE		9	4	1	3	3	1.00	2	0	0		
Molly MOLONEY		5	1		0	0	0.00	1	0	0	1	



BWCC Cambridge BOWLING 2023/24

	4 Mar 2024	OVERS	MAID ENS	WKTS	RUNS	BOWL AVE	Best Bowling	STRIKE RATE	RUNS per OVER	Five wickets plus
Jules HOLT		46	5	14	119	8.50	4/15	19.71	2.59	
Maddison TEGELHUTER		37	1	8	163	20.38	2/9	27.75	4.41	
Carly WHITE		42	0	7	181	25.86	2/11	36.00	4.31	
Scarlett HANNEYSEE		27.5	0	5	131	26.20	2/8	33.43	4.70	
Steph WYND		48	1	5	188	37.60	1/20	57.60	3.92	
Alice MARQUAND		10	0	1	58	58.00	1/22	60.00	5.80	
Rebecca WRIGHT		4	0	1	29	29.00	1/22	24.00	7.25	
Kirsty MELLROSS		3	0	1	18	18.00	1/10	18.00	6.00	
Keely FRANKLIN		1	0	0	5	-	0/5	-	5.00	
Zoe HUNTER		4	0	0	25	-	0/3	-	6.25	
Leah IRVING		7	0	0	29	-	0/5	-	4.14	
Mary MALONE		2	0	0	10	-	0/5	-	5.00	
Erin WHITE		3	0	0	17	-	0/0	-	5.67	

Two Blue scoreboard 2022/23 round 1

FIRST XI lost to Grovedale at Burdoo Reserve



Umpire: Brett Pearson
Scorers: Mark Turnley

Grovedale dominates over Newtown & Chilwell by Wes Cusworth

Grovedale has made an early statement of its 2023-24 intentions with an aggressive and emphatic 185-run defeat of Newtown and Chilwell at Burdoo Reserve.

Despite the loss of early wickets, the Tigers continued to attack the Two Blues' bowling with Michael McNeel (62 from 65) and Brayden Engelen-Baker (44 from 79), along with a brilliant unbeaten 92-ball 88 from Country Victoria all-rounder Jack Wrigglesworth, driving the home side through the bulk of the innings.

Nick Burke (2-50) toiled manfully, and Dylan Hodge (1-28) maintained tight lines, but just as a string of wickets worked the Combine back into the contest, Travis McDonald emerged at number eight to

bludgeon a 41-ball unbeaten 45 propelling the Tigers to an unassailable tally.

"Brayden and Micka (McNeel) set that innings up really well through the middle," an elated Wrigglesworth said in deflecting praise to teammates post-game.

"Newtown and Chilwell actually bowled really well through the middle of the innings but fortunately we were able to catch up in those last few overs to make a pretty good score.

"A lot of credit should go to Travis McDonald, the way that he was able to expand things towards the end." The visitors' response never really gained momentum after Wrigglesworth (1-6)

found the outside edge of Sam Mitchell's (4) bat and a steady procession of wickets followed.

Towering opener Pat McKenna went on the counter-attack with a blistering 19-ball 30 – peppered with three sixes – although the pace of firebrand Sam Coutts (3-15) and nagging lines of Travis McDonald (2-13) ensured that the Newtown and Chilwell batsmen were given few opportunities to challenge the Tigers' imposing tally.

Flamboyant spinner Bailey Sykes showed that he'll once again be a threat throughout this summer taking 2-8 from four overs.

Grovedale 6/274

		Runs	balls	4s	6s
Jake Alsop	b: Archie Bain	0	3	0	0
Jordan Moran (c)	c: Sam Allen b: Nick Burke	11	16	1	0
Rob Smith	run out: Nick Burke	8	3	2	0
Michael McNeel	b: Dylan Hodge	62	65	8	1
Brayden Engelen-Baker	c: Tom Meredith				
b: Noah Guida	44	79	3	0	
Jack Wrigglesworth	not out	88	92	1	3
Andrew Wedge	lbw: Nick Burke	0	2	0	0
Travis McDonald	not out	45	41	3	3
Extras	12WD, 2NB, 2LB, 0B, 0P	16			
Total	50 Overs	6 / 274			

Fall of Wickets: 1-0 J Alsop, 2-11 RSmith, 3-33 J Moran, 4-110 M McNeel, 5-175 B Engelen-Baker, 6-180 A Wedge.

Bowling	O	M	R	W	Econ	WD	NB
Archie Bain	10	0	83	1	8.30	6	0
Nick Burke	10	0	50	2	5.00	0	0
Joshua Norman	3	0	25	0	8.33	0	0
Dylan Hodge	10	1	28	1	2.80	2	0
Sam Allen	10	0	47	0	4.70	1	0
Noah Guida	7	0	39	1	5.57	3	2

Newtown & Chilwell 89

		Runs	balls	4s	6s
Samuel Mitchell	c: Rob Smith b: Jack Wrigglesworth	4	7	1	0
Patrick McKenna	b: Sam Coutts	30	19	2	3
Tom Meredith	c: Jake Alsop b: Travis McDonald	17	37	1	1
Ronnie McKenna	c&b: Clinton Ford	0	7	0	0
Isaac Hogan	run out: Jordan Moran	11	27	2	0
Noah Guida	c&b: Bailey Sykes	1	1	3	0
Dylan Hodge (c)	c: Andrew Wedge b: Travis McDonald	1	5	0	0
Sam Allen	c: Travis McDonald b: Sam Coutts	13	14	3	0
Archie Bain	not out	2	14	0	0
Nick Burke	lbw: Sam Coutts	0	2	0	0
Joshua Norman	c: Jake Alsop b: Bailey Sykes	0	1	0	0
Extras	6WD, 0NB, 4LB, 0B, 0P	10			
Total	(25 Overs)	89			

Fall of Wickets: 1-15 Samuel Mitchell, 2-40 Patrick McKenna, 3-42 Ronnie McKenna, 4-58 Tom Meredith, 5-72 Isaac Hogan, 6-73 Noah Guida, 7-73 Dylan Hodge, 8-88 Sam Allen, 9-88 Nick Burke, 10-89 Joshua Norman.

Bowling	O	M	R	W	Econ	WD	NB
Jack Wrigglesworth	4	2	6	1	1.50	0	0
Clinton Ford	7	1	43	1	6.14	1	0
Sam Coutts	6	2	15	3	2.50	4	0
Travis McDonald	4	1	13	2	3.25	1	0
Bailey Sykes	4	0	8	2	2.00	0	0



Grovedale's Rob Smith is run out at the bowler's end 18 Nick Burke.

No, it wasn't a Mankad!

SECOND XI versus Grovedale on KFC Oval Match abandoned due to wet wicket square



THIRD XI defeated Grovedale at Grovedale College

Newtown & Chilwell 7/195cc

Darren Fleet	b: C Hose	6
Lachlan Norton	b: B Slorach	13
Jarad Battenally	c: B Slorach b: JHyslop	47
Matthew Scott	c: B Slorachb: C Hose	59
Andrew Knott (c)	c: R Driscoll b: P Bonda	23
Sam Meaney	c: J Hornibrookb: C Hose	18
Charlie Windt	not out	8
Brendan Twaddle	c: B Slorachb: Cl Hose	12
Jacob Harmon	not out	1
Arch Fleet	did not bat	
Aidan Grace	did not bat	
Extras	3WD, 2NB, 3LB, 0B, 0P	8
Total	(45 Overs)	7 / 195

Fall of Wickets: 1-7 Darren Fleet,
2-36 Lachlan Norton, 3-71 Jarad Battenally,
4-113 Andrew Knott, 5-164 Matthew Scott,
6-173 Sam Meaney, 7-188 Brendan Twaddle

Bowlers	O	M	R	W	Econ	WD	NB
Andrew Bennett	6	3	12	0	2.00	1	1
Prashanth Bonda	8	0	35	1	4.37	0	0
Ben Casey	5	1	29	0	5.80	0	0
Lachlan Dalkin	4	0	15	0	3.75	0	0
Campbell Hose	8	1	45	4	5.62	1	0
Jett Hyslop	6	0	19	1	3.16	1	0
Bradley Slorach (c)	8	1	37	1	4.62	0	1

Grovedale 189

Jack Hornibrook	c: B Twaddle b: L Norton	52
Elijah Schneider	st: C Windt b: L Norton	6
Riley Driscoll	st: C Windt b: J Harmon	30
Jack Lindros	c: J Battenallyb: L Norton	25
Bradley Slorach	b: B Twaddle	23
Ben Casey	lbw: A Fleet	12
Lachlan Dalkin	c: J Harmon b: A Grace	1
Andrew Bennett	c: L Norton b: A Grace	10
Jett Hyslop	b: A Fleet	0
Prashanth Bonda	c: J Harmon b: A Grace	13
Campbell Hose	not out	5
Extras	2WD, 5NB, 3LB, 2B, 0P	12
Total	(38.4 Overs)	189

Bowlers	O	M	R	W	Econ	WD	NB
Arch Fleet	9	1	49	2	5.44	1	2
Aidan Grace	9	-	36	3	4.00	-	-
Jacob Harmon	3.4	1	17	1	4.63	-	-
Lachlan Norton	9	-	62	3	6.88	-	2
Brendan Twaddle	9	4	20	1	2.22	1	1



FOURTH XI defeated Grovedale on Shaw Oval

Newtown & Chilwell 9/221cc

Andrew Sadowy	c: M Brady b: O Melville	43
Jack Hastie	c: LHarper b: J Cobb	0
Mihir Patel	c: O Melville b: S Watearachchige	50
Mark Ainsworth	c: J Cobb: S Watearachchige	9
Levi Irving	c&b: L Harper	4
Madden Sadowy	c: L Harperb: M Brady	43
Jordan White (c)	b: S Watearachchige	22
Mike Chapman	run out: L Harper, MBrady	13
Lewis Povey	b: M Brady	13
Jack Gordon	not out	3
Anthony Lean	not out	4
Extras	3WD, 12NB, 2LB, 0B, 0P	17
Total	(45 Overs)	9 / 221

Fall of Wickets: 1-8 Jack Hastie,
2-79 Andrew Sadowy, 3-93 Mark Ainsworth,
4-99 Levi Irving, 5-129 Mihir Patel,
6-162 Jordan White, 7-186 Mike Chapman,
8-205 Madden Sadowy, 9-216 Lewis Povey

Bowlers	O	M	R	W	Econ	WD	NB
Jake Cobb	4	-	27	0	6.75	-	-
Will Thomas	8	1	49	0	6.12	3	2
Ollie Melville	7	-	27	0	3.85	-	-
Luke Harper	9	-	33	1	3.66	-	8
S Watearachchige	9	1	37	3	4.11	-	-
Jordan Warner	5	-	33	0	6.60	-	2
Mark Brady	3	-	13	2	4.33	-	-

Grovedale 103

Jordan Haines (c)	c: L Irving b: J White	17
Ollie Melville	b: J Gordon	0
Garry Kelson	c: J Gordon b: L Irving	24
Luke Harper	c: M Chapman b: L Irving	6
Shenal Watearachchige	st: M Chapman b: M Patel	13
Jason Hornibrook	c: A Lean b: L Irving	4
Mark Brady	b: L Irving	0
Jordan Warner	c: M Chapman b: L Irving	0
Ryder Scott	c: M Chapman b: A Lean	5
Will Thomas	not out	14
Jake Cobb	b: Lewis Povey	9
Extras	0WD, 3NB, 5LB, 3B, 0P	11
Total	(42.1 Overs)	103

Fall of Wickets: 1-1 Ollie Melville,
2-33 Jordan Haines, 3-42 Luke Harper,
4-53 Garry Kelson, 5-57 Jason Hornibrook,
6-57 Mark Brady, 7-63 Jordan Warner,
8-72 Ryder Scott, 9-76 Shenal Watearachchige,
10-103 Jake Cobb

Bowlers	O	M	R	W	Econ	WD	NB
Jack Gordon	9	2	15	1	1.66	-	-
Levi Irving	9	5	18	5	2.00	-	-
Anthony Lean	5	1	11	1	2.20	-	2
Mihir Patel	5	1	23	1	4.60	-	1
Lewis Povey	6.1	1	14	1	2.27	-	-
Jordan White	8	2	14	1	1.75	-	-



Andrew Sadowy the new junior co-ordinator

Andrew Sadowy has moved seamlessly into one of the club's most important roles, taking over from the towering figure that is Shaun Patterson, as junior co-ordinator.

Under Shaun, and his predecessors, the Two Blues have taken great pride in having of the biggest and best run junior programs in Geelong.

It is not an easy job, and it can often be a thankless one.

But not here in the The Tribune: The Two Blues thank Shaun Patterson for his wonderful contribution, and also thank Andrew for taking on the role.

One of Andrew's many first jobs has been helping the club come to terms with PlayHQ.

In August, he also began the preparations for the Under 17 team's summer ahead with a pre-season get together.



Club Championship		
After round 1		TOTALS
1	South Barwon	10
2	North Geelong	8
3	Grovedale	5.5
4	Highton	5
5	Lara	5
6	Newtown & Chilwell	4.5
7	East Belmont	2
8	St Josephs	0

Two Blues Women off to winning start to the summer

The Two Blues First and Second XIs both won their opening games of the season last Sunday

Bowling first at Lethbridge, the First XI held the home side to 7-67 from their 20 overs.

"The bowling, keeping and fielding was first class," said coach Phil Twaddle.

"We tried two keepers, Kate and Michelle, and they both did well.

Opening the bowling Michelle Gavin took two wickets before returning to her regular behind the stumps.

Newcomer Bianca Duff aced a couple of wickets on her debut for the club.

While the scorecard might suggest a comfortable enough win, you could sense the relief when after an early collapse, the Two Blues passed Lethbridge just the four wickets down.

"We got there," Phil Twaddle said.

After losing the early wickets of Kate Sieffert and the skipper, Susan Meaney, the Two Blues found themselves confronted by what the coach called loopy bowling.

"No one was too sure how to play it, whether to whack it, or what to do," Phil Twaddle said.

But another newcomer, and a well-credentialed one, too Lauren Merlino, who opened the batting for Essendon in Premier Cricket as a teenager, chimed in with 12, with two fours and one that should have been but for a brilliant interception.

Thereafter Bianca Duff, 20 not out, and Keely Franklin, promoted from the Second XI, did the rest.

The Second XI won the toss and bowled against Geelong West on Shaw Oval.

Maddie Tegelhuter and Alice Marquand both took wickets with the first deliveries of the careers at Two Blues player.

Two more debutants, Zoe Hunter and Erin White, were electric in the field, Erin with some fancy footwork to delight teammates and spectators alike.

As ever Bec Wright was reliable behind the stumps, holding two smart catches.

Steph Wynd and Carly White (vc) lead the run chase with a match-defining partnership before freshly appointed Second XI captain Julie Holt was all poise in a tight finish.

All this watched by the Two Blue women's biggest supporter Jeanette Monahan, taker of the first ever wicket by an NCCC female player.

Two from two, a great start to the season.

BWCC 1sts C grade defeated Lethbridge at Lethbridge Reserve

Lethbridge 7/67cc

Andrea Spiller	b: B Duff	32
Tegan Reid	c: L Marino b: B Duff	0
Kath Bourke (c)	b: M Gavin	1
Jasmin FitzGerald	c&b: M Gavin	0
Michelle Giles	c: M Gavin b: P player	10
Naomi Dawber	run out: A Wedding, M Gavin	0
Private player	b: S Meaney	1
Leah Drew	not out	2
Cheche Funtilon	not out	2
Extras	8WD, 10NB, 0LB, 1B, 0P	19
Total	(20 Overs)	7 / 67

Fall of Wickets; 1-3 Tegan Reid, 2-9 Kath Bourke, 3-10 Jasmin FitzGerald, 4-37 Michelle Giles, 5-40 Naomi Dawber, 6-48 Private player, 7-62 Andrea Spiller

Bowlers	O	M	R	W	Econ	WDNB
Michelle Gavin	4	0	8	2	2.00	1 1
Bianca Duff	4	0	17	2	4.25	1 2
Susan Meaney (c)	4	1	9	1	2.25	2 1
Private player	4	0	14	1	3.50	1 2
Scarlett Hanneysee	4	0	18	0	4.50	3 4

Newtown & Chilwell 4/69

Michelle Gavin (vc)	c: ? b: T Reid	7
Kate Seiffert	run out	0
Susan Meaney (c)	c: K Bourke b: T Reid	1
Lauren Marino	c: J FitzGerald b: ?	12
Keely Franklin	not out	14
Bianca Duff	not out	15
Scarlett Hanneysee	did not bat	
Private player	did not bat	
Allison Wedding	did not bat	
Extras	3WD, 14NB, 0LB, 3B, 0P	20
Total	(11 Overs)	4 / 69

Fall of Wickets; 1-0 Kate Seiffert, 2-3 Susan Meaney, 3-28 Lauren Marino, 4-44 Michelle Gavin

Bowlers	O	M	R	W	Econ	WDNB
Tegan Reid	4	0	26	2	6.50	0 7
Private player	2	0	17	1	8.50	2 3
Jasmin FitzGerald	1	0	14	0	4.00	0 4
Andrea Spiller	3	0	3	0	1.00	1 0
Kath Bourke (c)	1	0	6	0	6.00	0 0



McGrath
ESTATE AGENTS

BWCC 2nds E grade defeated Geelong West Whitten on Shaw Oval

Geelong West Whitten 5/66

Gabby Alessi	b: M Tegelhuter	2
Gail Cook	not out	20
Miette Craven-Briggs	c: R Wright b: A Marquand	3
Chloe Kearney	not out	0
Jasmine Kelzi	not out	3
Ebony Richards (c)	c&b: S Wynd	2
Fill-in	c: R Wright b: M Tegelhuter	1
Lily Travers	did not bat	
Extras	4WD, 29NB, 0LB, 2B, 0P	35
Total	(20 Overs)	5/66

Bowlers	O	M	R	W	Econ	WDNB
Jules Holt (c)	4	-	4	0	1.00	- -
Alice Marquand	3	-	22	1	7.33	- -
Maddison Tegelhuter	4	-	16	2	4.00	- -
Carly White (vc)	4	-	14	0	3.50	- -
Erin White	1	-	6	0	6.00	- -
Steph Wynd	4	-	4	1	1.00	- -

Newtown & Chilwell 4/73

Rebecca Wright	b: C Kearney	5
Steph Wynd	b: E Richards	15
Jules Holt (c)	not out	5
Alice Marquand	run out	1
Maddison Tegelhuter	b: C Kearney	0
Carly White (vc)	not out	11
Erin White	not out	0
Zoe Hunter	did not bat	
Leah Irving	did not bat	
Mary Malone	did not bat	
Extras	7WD, 28NB, 0LB, 1B, 0P	36
Total	(19 Overs)	4 / 73

Bowlers	O	M	R	W	Econ	WDNB
Gabby Alessi	4	-	19	0	4.75	6 5
Miette Craven-Briggs	4	-	17	0	4.25	- 3
Chloe Kearney	4	-	7	2	1.75	1 2
Jasmine Kelzi	2	-	12	0	6.00	- 6
Ebony Richards (c)	4	-	10	0	2.50	- 4
Fill-in	1	-	8	0	8.00	- 8



Mortgage Choice

Two Blue scoreboard 2023/24 round 2

FIRST XI lost to East Belmont on KFC Oval

Umpire: Greg Illingworth Scorer: Mark Turnley



East Belmont 9/218cc

	Runs	B	4s	6s	SR
Shane McNamara (c) lbw: N Burke	14	29	0	0	48.27
Danny Hegarty st: R Mckenna b: S Allen	65	107	8	0	60.74
Joshua Lacey c: D Hodge b: N Guida	52	65	6	1	80.00
Luke Inglis lbw: A Bain	41	40	6	0	102.50
Dale Boyd c & b: S Allen	7	13	1	0	53.84
Lachlan Inglis c: A Bain b: N Guida	12	15	0	0	80.00
Ben Knight c: T Meredith b: N Guida	7	15	0	0	46.66
James McMahan lbw: N Guida	4	7	0	0	57.14
Jack Jenkins b: N Guida	2	7	0	0	28.57
Dylan Moroney not out	1	1	0	0	100.00
Noah Quick not out	1	1	0	0	100.00
Extras 7WD, 3NB, 2LB, 0B, 0P	12				
Total (48 Overs)	9 / 218				

Fall of Wickets: 1-22 Shane McNamara, 2-136 Danny Hegarty, 3-138 Joshua Lacey, 4-161 Dale Boyd, 5-194 Lachlan Inglis, 6-204 Luke Inglis, 7-212 Ben Knight, 8-216 Jack Jenkins, 9-216 James McMahan

Bowlers	O	M	R	W	Econ	WD	NB
Dylan Hodge (c)	10	0	25	0	2.50	0	1
Nick Burke	8	2	22	1	2.75	0	0
Archie Bain	8	1	31	1	3.87	0	0
Patrick McKenna	4	0	31	0	7.75	2	0
Sam Allen	10	0	61	2	6.10	2	0
Noah Guida	8	0	46	5	5.75	3	2

Newtown & Chilwell 150

	Runs	B	4s	6s	SR
Tyson Windus b: J Jenkins	2	5	0	0	40.00
Samuel Mitchell c: S McNamara b: N Quick	19	48	4	0	39.58
Tom Meredith c: L Inglis b: D Moroney	7	22	0	0	31.81
Ronnie McKenna c: L Inglis b: D Moroney	30	52	1	0	57.69
Patrick McKenna b: B Knight	2	16	0	0	12.50
Chay Deary b: J McMahan	8	15	1	0	53.33
Noah Guida st: L Inglis b: J McMahan	12	24	0	0	50.00
Dylan Hodge (c) c & b: B Knight	44	37	5	2	118.91
Sam Allen c: D Boyd b: J McMahan	13	16	1	0	81.25
Archie Bain not out	0	4	0	0	0.00
Nick Burke b: J Lacey	3	8	0	0	37.50
Extras 6WD, 4NB, 0LB, 0B, 0P	10				
Total (41 Overs)	150				

Fall of Wickets: 1-2 Tyson Windus, 2-27 Tom Meredith, 3-46 Samuel Mitchell, 4-60 Patrick McKenna, 5-75 Ronnie McKenna, 6-81 Chay Deary, 7-102 Noah Guida, 8-146 Sam Allen, 9-147 Dylan Hodge, 10-150 Nick Burke

Bowlers	O	M	R	W	Econ	WD	NB
Jack Jenkins	6	0	29	1	4.83	2	1
Dylan Moroney	7	1	18	2	2.57	0	3
Noah Quick	6	0	32	1	5.33	3	0
James McMahan	10	1	38	3	3.80	0	0
Joshua Lacey	8	1	21	1	2.62	0	0
Ben Knight	4	0	12	2	3.00	1	0



Two Blue Junior scoreboard round 1

COMPLETED Two Blues U17 Boys Taylor won by 6 wickets

Two Blues U17 Boys Taylor **4-111**

St. Peters U17 Boys Broheir **91**

Queens Park 2 Shaw Oval

COMPLETED Two Blues U15 Boys Crane won by 8 wickets

Lara Cricket Club U15 Boys G... **4-109**

Two Blues U15 Boys Crane **2-117**

Lara Reserve 2

COMPLETED Two Blues U13 Boys Royce won by 9 wickets

Lethbridge CC U13 **3-69**

Two Blues U13 Boys Royce **1-84**

Oval 1

COMPLETED Two Blues U13 Boys Barnes won by 28 runs

Two Blues U13 Boys Barnes **3-96**

Alexander Thomson U13 Verde... **4-68**

Belmont Common North 3

NO RESULT Fri 13 Oct 2023 at 5:00PM (local time)

Two Blues U13 Boys Morgan

Lara Cricket Club U13 Boys Spalding

Queens Park 2 Shaw Oval

COMPLETED Geelong City Sharks U13 Boys Hemley won by...

Geelong City Sharks U13 B... **6-106**

Two Blues U13 Boys Chisholm **6-75**

Eastern Park 5 (Hickinbotham Oval)



SECOND XI

defeated East Belmont
at Winter Reserve

East Belmont 114

Hayden McMahon	c: T Hosking b: J Lewis	1
Logan Haberfield	c: ? b: J Lewis	0
Luca Lorenzen	b: H Christie	2
Joshua Lees	c: T Hosking b: S Taylor	10
Jack Harris	b: J Lewis	1
Matthew Miller	c: J Lewis b: L Norton	41
Cameron Ayres	b: A Fleet	13
Matt Dennerley	run out	9
Sam Morey	not out	10
Brendan Klein-Boonschate (c)	c: ? b: LNorton	18
Ben Collier	run out	1
Extras	6WD, 0NB, 2LB, 0B, 0P	8
Total	(46 Overs)	114

Fall of Wickets: 1-2 H McMahon, 2-3 L Haberfield, 3-9 L Lorenzen, 4-12 J Harris, 5-32 J Lees, 6-68 C Ayres, 7-83 M Dennerley, 8-85 M Miller, 9-113 B Klein-Boonschate, 10-114 B Collier

Bowlers	O	M	R	W	Econ	WD	NB
Harry Christie	8	3	15	1	1.87	1	0
Jorden Lewis	10	4	19	3	1.90	1	0
Sam Taylor	7	0	22	1	3.14	1	0
Joshua Norman	4	0	14	0	3.50	2	0
Arch Fleet	8	1	23	1	2.87	0	0
Lachlan Norton	9	2	19	2	2.11	1	0

Newtown & Chilwell 0/115

	Runs	B	4s	6s	SR
Jordan Tegelhuter	not out	82	34	9	241.17
Tim Hosking	not out	21	18	3	116.66
Tom Kiddle	dnb				
Oscar Dowling	dnb				
Arch Fleet	dnb				
Harry Christie	dnb				
Jack Royce	dnb				
Jorden Lewis	dnb				
Joshua Norman	dnb				
Lachlan Norton	dnb				
Sam Taylor	dnb				
Extras	2WD, 0NB, 2LB, 8B, 0P				12
Total	(8.3 Overs)				0 for 115

Bowlers	O	M	R	W	Econ	WD	NB
Matt Dennerley	2	0	24	0	12.00	1	0
Ben Collier	2	0	21	0	10.50	1	0
B Klein-Boonschate	2	0	1	8	9.00	0	0
Cameron Ayres	2	0	38	0	19.00	0	0
Joshua Lees	0.3	0	4	0	8.00	0	0

THIRD XI

defeated East Belmont
on Shaw Oval

Newtown & Chilwell 227

Mihir Patel	c: ? b: T Scannell	3
Darren Fleet	c: ? b: H Buchanan	25
Jarad Battenally	c: ? b: H Taylor	37
Matthew Scott	c: ? b: H Taylor	13
Andrew Knott (c)	c: ? b: P McMahon	29
Charlie Windt	c: ? b: R Dunne	70
Levi Irving	c: ? b: R Dunne	38
Brendan Twaddle	b: R Dunne	8
Tom Levick	b: R Dunne	0
Bailey Young	b: R Dunne	0
Aidan Grace	not out	1
Extras	1WD, 1NB, 1LB, 0B, 0P	3
Total	(41.2 Overs)	227

Fall of Wickets: 1-14 Mihir Patel, 2-38 Darren Fleet, 3-70 Matthew Scott, 4-81 Jarad Battenally, 5-141 Andrew Knott, 6-215 Levi Irving, 7-224 Charlie Windt, 8-224 Tom Levick, 9-224 Bailey Young, 10-227 Brendan Twaddle

Bowlers	O	M	R	W	Econ	WD	NB
Pat McMahon	5	-	33	1	6.60	-	-
Harry Buchanan	5	-	41	1	8.20	-	-
Robert Dunne	8	-	37	5	4.62	-	-
Gordon Kustera	9	-	50	0	5.55	1	1
Tom Scannell	7	-	21	1	3.00	-	-
Hayden Taylor	8	-	44	2	5.50	-	-

East Belmont 120

Liam Breedveld (c)	c: A Grace b: M Patel	22
Terry Ollis	lbw: Tom Levick	17
Pat McMahon	c: D Fleet b: T Levick	3
Joey Long	c: A Grace b: M Patel	7
Aiden Timberlake	c: M Scott b: B Twaddle	17
Tom Scannell	b: L Irving	23
Robert Dunne	b: B Twaddle	0
Max Adam	c: A Grace b: L Irving	4
Harry Buchanan	c: B Young b: M Patel	15
Gordon Kustera	lbw: T Levick	2
Hayden Taylor	not out	4
Extras	1WD, 2NB, 1LB, 0B, 0P	4
Total	(40.4 Overs)	120

Bowlers	O	M	R	W	Econ	WD	NB
Darren Fleet	1	-	4	0	4.00	-	-
Aidan Grace	6	1	15	0	2.50	-	1
Levi Irving	5	3	10	2	2.00	-	-
Tom Levick	7.4	2	24	3	3.13	-	-
Mihir Patel	9	1	22	3	2.44	1	1
Brendan Twaddle	7	1	26	2	3.71	-	-
Bailey Young	5	-	17	0	3.40	-	-

Fall of Wickets: 1-39 Liam Breedveld, 2-39 Terry Ollis, 3-45 Pat McMahon, 4-59 Joey Long, 5-75 Aiden Timberlake, 6-82 Robert Dunne, 7-94 Max Adam, 8-95 Tom Scannell, 9-115 Harry Buchanan, 10-120 Gordon Kustera

FOURTH XI

defeated East Belmont
at Winter Reserve 2

East Belmont 68

Peter Whiteside	b: L Povey	4
Harrison Glover	b: L Povey	12
Zach Mlejnek	b: L Povey	4
Alistair Mckenzie	b: L Povey	0
Alan McSparron	c: M Chapman b: L Povey	0
Stephen Harper	c: M Sadowy b: L Povey	1
Max Eggleton	lbw: J Gordon	4
Ranjeeth Prakash	c: S Meaney b J White	33
Zachary Katos	c: J Gordon b: T Agar	3
Joel Cooper (c)	b: S Meaney	4
Caleb McGrath	not out	0
Extras	0WD, 2NB, 0LB, 1B, 0P	3
Total	(27.2 Overs)	68

Bowlers	O	M	R	W	Econ	WD	NB
Tom Agar	3	1	14	1	4.66	-	-
Jack Gordon	9	5	10	1	1.11	-	-
Sam Meaney	2	1	7	1	3.50	-	-
Lewis Povey	9	4	21	6	2.33	-	2
Jordan White (c)	4.2	-	15	1	3.46	-	-

Newtown & Chilwell 2/73

	Runs	B	4s	6s	SR
Andrew Sadowy	not out	51	48	6	2106.25
Jacob Harmon	b: C McGrath	4	7	1	57.14
Madden Sadowy	lbw: J Cooper	4	14	0	28.57
Mark Ainsworth	not out	7	7	1	100.00
Mike Chapman	dnb				
Tom Agar	dnb				
Jack Gordon	dnb				
Sam Meaney	dnb				
Lewis Povey	dnb				
Zac Stokes	dnb				
Jordan White (c)	dnb				
Extras	0WD, 0NB, 5LB, 2B, 0P				7
Total	(14 Overs)				2/73

Fall of Wickets: 1-22 Jacob Harmon, 2-47 Madden Sadowy

Bowlers	O	M	R	W	Econ	WD	NB
Joel Cooper (c)	6	1	20	1	3.33	-	-
Zachary Katos	1	-	5	0	5.00	-	-
Caleb McGrath	4	-	16	1	4.00	-	-
Alan McSparron	2	-	22	0	11.00	-	-
Ranjeeth Prakash	1	-	3	0	3.00	-	-

Club Championship		TOTALS
After round 2 unofficial		
1	South Barwon	18
2	Grovedale	13.5
3	North Geelong	12
4	Newtown & Chilwell	10.5
5	St Josephs	8
6	Lara	7
7	East Belmont	6
8	Highton	5



Corporate affairs advice and services





btomarkets

An Australian based digital currency exchange

- Trade Bitcoins and Litecoins
- No deposit or withdrawal fees
- Fast domestic bank transfers

<https://btomarkets.net>

BWCC 1sts C grade defeated East Belmont Razz on Shaw Oval

Newtown & Chilwell 1/137cc

	Runs	B	4s	SR	
Kate Seiffert	b: B Drum	0	1	0	0.00
Bianca Duff	retired not out	53	45	6	117.77
Michelle Gavin	retired not out	51	51	6	100.00
Belinda Milverton	not out	9	21	0	42.85
Keely Franklin	not out	6	10	0	60.00
Allison Wedding	did not bat				
Florianne Twaddle	did not bat				
Kirsty Mellross	did not bat				
Scarlett Hanneysee	did not bat				
Susan Meaney (c)	did not bat				
Extras	4WD, 12NB, 1LB, 1B, 0P				18
Total	(20 Overs)				1/137

Fall of Wicket: 1-0 Kate Seiffert

Bowlers	O	M	R	W	Econ	WD	NB
Bridget Drum	4	0	23	1	5.75	0	0
Isabella Dunne	4	0	22	0	5.50	0	2
Scarlett Kennedy	2	0	19	0	9.50	1	3
Brodie Humphrey	4	0	19	0	4.75	1	0
Gia Kapoor	3	0	24	0	8.00	1	5
Aurora O'Brien	3	0	28	0	9.33	1	2

East Belmont Razz 8/88cc

Scarlett Kennedy	b: B Milverton	11
Gia Kapoor	c: S Meaney b: M Gavin	10
Isabella Dunne	c: K Seiffert b: F Twaddle	18
Brodie Humphrey	b: B Duff	13
Jessica Learey	b: B Duff	6
Sandy Neale	run out: F Twaddle	0
Naomi Board	run out: S Meaney	0
Belinda O'Brien	c: F Twaddle b: S Hanneysee	8
Alice Edwards (c)	not out	2
Bridget Drum	did not bat	
Aurora O'Brien	did not bat	
Extras	4WD, 10NB, 1LB, 5B, 0P	20
Total	(20 Overs)	8/88

Fall of Wickets: 1-26 Gia Kapoor, 2-33 Scarlett Kennedy, 3-60 Brodie Humphrey, 4-73 Isabella Dunne, 5-73 Sandy Neale, 6-73 Naomi Board, 7-80 Jessica Learey, 8-88 Belinda O'Brien

Bowlers	O	M	R	W	Econ	WD	NB
Michelle Gavin	4	0	12	1	3.00	1	0
Bianca Duff	4	0	10	2	2.50	0	0
Susan Meaney (c)	3	1	7	0	2.33	0	1
Belinda Milverton	4	0	21	1	5.25	2	2
Scarlett Hanneysee	3	0	22	1	7.33	0	5
Florianne Twaddle	2	0	10	1	5.00	1	2



McGrath
ESTATE AGENTS



Some great milestones today for the Two Blues' women's as they also paid respect to club legend David Shaw.



Navy 1-137 defeated East Belmont Razz 8-88 with 2 spectacular knocks by Bianca Duff (53 off 45) and Michelle Gavin (51 off 51). The girls also starred with the ball (Bianca 2-10 and Gav 1-12). Special shout out to debutant Florianne Twaddle with 1-10, a catch and a run out!

Cambridge also had a good win scoring 2-80 defeating Bannockburn 2-73. Outstanding 4 overs of bowling by the captain, Jules Holt (1-1 with 3 maidens) and superstar Bec Wright retired on 30no. Big congrats to Cambridge debutants Molly, Zoe and Erin and thanks also to our awesome supporters, helpers and cheer squad who show up every week.



The Two Blues cheer squad



BWCC 2nds E grade defeated Bannockburn at Victoria Park, Bannockburn

Bannockburn 2/73cc

Alisha Nurnaitis (c)	retired not out	23
Sophie Nurnaitis	c: ? b: J Holt	1
Paige Weber (c)	retired not out	15
Bobbie Knight	retired not out	8
Matilda Brennan	not out	0
Tahlia Kurganovs	c: ? b: C White	1
Emma Vassiliou	not out	0
Kylie Starns	dnb	
Sophie Walker	dnb	
Extras	5WD, 16NB, 0LB, 1B, 0P	22
Total	(20 Overs)	2 / 73

Fall of Wickets: 1-2 Sophie Nurnaitis, 2-72 Tahlia Kurganovs

Bowlers	O	M	R	W	Econ	WD	NB
Jules Holt (c)	4	3	1	1	0.25	1	0
Leah Irving	4	-	10	0	2.50	1	7
Maddison Tegelhuter	4	-	11	0	2.75	-	4
Carly White (vc)	4	-	19	1	4.75	1	2
Erin White	1	-	5	0	5.00	-	5
Steph Wynd	4	-	10	0	2.50	3	1

Newtown & Chilwell 2/80

Rebecca Wright	retired not out	30
Steph Wynd	c: ? b: S Nurnaitis	11
Erin White	b: S Walker	0
Leah Irving	retired not out	2
Alice Marquand	retired not out	9
Zoe Hunter	not out	0
Molly Molloney	did not bat	
Maddison Tegelhuter	did not bat	
Jules Holt (c)	did not bat	
Carly White (vc)	did not bat	
Extras	6WD, 21NB, 0LB, 1B, 0P	28
Total	(14.3 Overs)	2/80

Bowlers	O	M	R	W	Econ	WD	NB
Tahlia Kurganovs	1	0	9	0	9.00	0	5
Matilda Brennan	4	0	33	0	8.25	3	5
Paige Weber (c)	4	1	15	0	3.75	0	2
Sophie Nurnaitis	4	0	19	1	4.75	3	3
Kylie Starns	1	0	3	0	3.00	0	3
Sophie Walker	0.3	0	0	1	0.00	0	0



Zoe Hunter and Erin White

Two Blue scoreboard 2023/24 round 3



FIRST XI lost to St Josephs on Zampatti Oval

Umpires: Trevor Anderson & Justin Brown

Scorer: Mark Turnley



St Joseph's inflicted a heavy eight-wicket defeat on Newtown & Chilwell thanks in the main to a terrific 103-run second-wicket stand between opener Andrew Casey (65 not out) and skipper Andrew Hodgson (55).

Joeys faced 181 for victory after Sam Mitchell spearheaded the Two Blues with an 83-ball 63 that comprised three sixes and seven fours.

However, the visitors to Zampatti Oval suffered from a lack of supporters for Mitchell's innings as Brandon Purcell (3-28),

Tom Smith (2-32) and Callum Leese (2-36) ensured wickets fell at regular intervals.

Joeys welcomed a positive 30 from Jack Riding and a quickfire unbeaten 26 from Jackson Bye.

Newtown & Chilwell 180

	Runs	B	4s	6s	SR	
Samuel Mitchell	c: C Port b: C Leese	63	83	7	3	75.90
Tyson Windus	c: C Port b: T Smith	2	11	0	0	18.18
Patrick McKenna	c: J Casey b: A Casey	27	50	3	1	54.00
Ronnie McKenna	lbw: C Leese	26	31	4	0	83.87
Chay Deary	c: J Casey b: T Smith	5	5	1	0	100.00
Dylan Hodge (c)	b: B Purcell	19	33	2	0	57.57
Noah Guida	c: J Bye b: B Purcell	10	32	0	0	31.25
Lachlan Norton	b: B Purcell	8	24	0	0	33.33
Sam Allen	c: J Casey b: R Simmonds	5	13	0	0	38.46
Nick Burke	run out: C Leese	3	7	0	0	42.85
Harry Christie	not out	2				
Extras	1WD, 2NB, 5LB, 4B, 0P					12
Total	(48 overs)					180

St Josephs 2/186

	Runs	B	4s	6s	SR	
Jack Riding	c: R McKenna b: N Burke	30	41	3	1	73.17
Andrew Casey	not out	65	113	5	1	57.52
Andrew Hodgson (c)	c: H Christie b: D Hodge	55	91	6	0	60.43
Jackson Bye	not out	26	17	1	3	152.94
Jonathan Casey	dnb					
Callum Leese	dnb					
Mitch McMullan	dnb					
Cameron Port	dnb					
Brandon Purcell	dnb					
Ryan Simmonds	dnb					
Tom Smith	dnb					
Extras	7WD, 1NB, 2LB, 0B, 0P					10
Total	(44 overs)					2 / 186

Fall of Wickets: 1-7 Tyson Windus, 2-74 Patrick McKenna, 3-122 Samuel Mitchell, 4-127 Chay Deary, 5-141 Ronnie McKenna, 6-156 Dylan Hodge, 7-166 Noah Guida, 8-173 Lachlan Norton, 9-180 Nick Burke, 10-180 Sam Allen

Fall of Wickets: 1-49 Jack Riding, 2-152 Andrew Hodgson

Bowlers	O	M	R	W	Econ	WD	NB
Tom Smith	9	1	32	2	3.55	0	0
Ryan Simmonds	6.1	2	14	1	2.27	0	0
Brandon Purcell	10	1	28	3	2.80	1	2
Cameron Port	3	0	26	0	8.66	0	0
Callum Leese	10	2	36	2	3.60	0	0
Andrew Casey	10	0	35	1	3.50	0	0

Bowlers	O	M	R	W	Econ	WD	NB
Dylan Hodge (c)	10	1	25	1	2.50	1	1
Nick Burke	8	0	33	1	4.12	3	0
Harry Christie	10	2	31	0	3.10	0	0
Sam Allen	5	0	24	0	4.80	1	0
Noah Guida	2	0	12	0	6.00	0	0
Lachlan Norton	4	0	26	0	6.50	2	0
Patrick McKenna	3	0	25	0	8.33	0	0
Chay Deary	2	0	8	0	4.00	0	0



Ronnie McKenna catches Joeys Jack Riding on Saturday off Nick Burke.

HANNEYSEE CAR SALES



SECOND XI defeated St Josephs on KFC Oval

St Josephs 118

Riley Pickering	c: J Tegelhuter b: J Lewis	9
Mitchell Keane	c: T Kiddle b: S Taylor	1
Joel De Bono	c: C Windt b: S Taylor	5
Jack Hodgson	c: T Kiddle b: J Norman	8
Bayden Slater	b: A Fleet	15
Josh Appleford	c: C Windt b: J Norman	2
Austin Humphrey	run out: J Royce	33
Fletcher Wilson	c: ? b: L Irving	19
Lachlan Watson	c: L Irving b: S Taylor	9
Ollie King	c: S Taylor b: Jack Royce	1
Jack O'Donoghue	not out	5
Extras	8WD, 2NB, 1LB, 0B, 0P	11
Total	(39 overs)	118

Fall of Wicket: 1-8 Mitchell Keane, 2-17 Joel De Bono, 3-18 Riley Pickering, 4-38 Bayden Slater, 5-43 Josh Appleford, 6-49 Jack Hodgson, 7-100 Fletcher Wilson, 8-105 Austin Humphrey, 9-107 Ollie King, 10-118 Lachlan Watson

Bowlers	O	M	R	W	Econ	WD	NB
Jordan Lewis	10	3	22	1	2.20	1	0
Sam Taylor	8	4	13	3	1.62	2	1
Arch Fleet	7	0	26	1	3.71	2	0
Joshua Norman	6	0	26	2	4.33	2	1
Levi Irving	6	0	20	1	3.33	1	0
Jack Royce	2	0	10	1	5.00	0	0

Newtown & Chilwell 7/122

Isaac Hogan	c: ? b: A Humphrey	8
Jordan Tegelhuter	c: ? b: L Watson	14
Tom Kiddle	b: A Humphrey	13
Oscar Dowling	c: ? b: A Humphrey	1
Jack Royce	c: J De Bono b: A Humphrey	2
Charlie Windt	c&b: J O'Donoghue	15
Levi Irving	c: J De Bono b: J O'Donoghue	34
Sam Taylor	not out	15
Jordan Lewis	not out	6
Arch Fleet	dnb	
Joshua Norman	dnb	
Extras	11WD, 3NB, 0LB, 0B, 0P	14
Total	(30 overs)	7 / 122

Fall of Wickets: 1-21 Jordan Tegelhuter, 2-28 Isaac Hogan, 3-40 Oscar Dowling, 4-41 Tom Kiddle, 5-47 Jack Royce, 6-84 Charlie Windt, 7-109 Levi Irving

Bowlers	O	M	R	W	Econ	WD	NB
Austin Humphrey	10	2	27	4	2.70	4	0
Lachlan Watson	5	0	27	1	5.40	0	1
Fletcher Wilson	7	1	26	0	3.71	1	2
Jack O'Donoghue	5	0	21	2	4.20	4	0
Ollie King	2	0	17	0	8.50	2	0
Jack Hodgson (c)	1	0	4	0	4.00	0	0



Mercedes-Benz
Geelong Vans



THIRD XI defeated St Josephs on Carey Oval

St Josephs 7/189cc

Chris McFarlane	c: A Sadowy b: J Gordon	43
Hamish Wortley	c: A Sadowy b: B Young	32
Charles Russell	b: J Gordon	6
David Jelbart (c)	c: M Patel b: B Young	27
Xavier Watson	b: L Povey	12
Liam Shaw	c&b: J Gordon	26
Zac Dean	not out	27
Lachie Appleford	run out: L Povey	3
Dylan Holmes	not out	2
Extras	2WD, 6NB, 2LB, 1B, 0P	11
Total	(45 overs)	7 / 189

Fall of Wickets: 1-61 Chris McFarlane, 2-67 Charles Russell, 3-108 Hamish Wortley, 4-127 David Jelbart, 5-143 Xavier Watson, 6-174 Liam Shaw, 7-177 Lachie Appleford

Bowlers	O	M	R	W	Econ	WD	NB
Darren Fleet (c)	6	-	26	0	4.33	1	1
Jack Gordon	8	1	24	3	3.00	-	-
Aidan Grace	4	-	19	0	4.75	-	1
Tom Levick	5	-	23	0	4.60	1	-
Mihir Patel	4	-	26	0	6.50	-	-
Lewis Povey	9	-	48	1	5.33	-	2
Bailey Young	9	-	20	2	2.22	-	2

Newtown & Chilwell 7/193

Andrew Sadowy	c: B Slater b: D Holmes	2
Darren Fleet (c)	c&b: C Russell	24
Mihir Patel	c: ? b: C Russell	7
Matthew Scott	c: C Russell b: Z Dean	22
Douglas Bergamin	not out	58
Sam Meaney	c: ? b: C McFarlane	18
Bailey Young	b: D Holmes	40
Lewis Povey	c: ? b: D Holmes	2
Tom Levick	not out	5
Jack Gordon	dnb	
Aidan Grace	dnb	
Extras	5WD, 9NB, 1LB, 0B, 0P	15
Total	(43.3 overs)	7/193

Fall of Wickets: 1-17 Andrew Sadowy, 2-35 Darren Fleet, 3-40 Mihir Patel, 4-82 Matthew Scott, 5-109 Sam Meaney, 6-177 Bailey Young, 7-183 Lewis Povey

Bowlers	O	M	R	W	Econ	WD	NB
Zac Dean	3	-	17	1	5.66	-	-
Dylan Holmes	7.3	-	51	3	6.80	-	-
Hamish Wortley	3	-	22	0	7.33	-	-
Tom Clark	5	-	22	0	4.40	-	-
Chris McFarlane	7	-	26	1	3.71	-	-
Charles Russell	9	-	29	2	3.22	-	-
Ben Slater	9	-	25	0	2.77	-	-



FOURTH XI defeated St Josephs on Shaw Oval

St Josephs 8/220cc

Lachlan Kukac	c: T Agar b: Z Stokes	110
Oliver Buckley	c: J Hastie b: T Agar	8
Shayne Gardiner (c)	lbw: Jacob Harmon	40
Max O'Neill	st: M Chapman b: J White	0
Andrew Robertson	c: J Harmon b: J White	18
Hunter Dickson	b: Z Stokes	13
Blake McMahon	c&b: Z Stokes	13
Riley Nelson	c: M Ainsworth b: A Duff	4
Jack Kayler-Thomson	not out	1
Extras	2WD, 5NB, 2LB, 4B, 0P	13
Total	(45 overs)	8 / 220

Fall of Wickets: 1-12 Oliver Buckley, 2-106 Shayne Gardiner, 3-106 Max O'Neill, 4-142 Andrew Robertson, 5-184 Hunter Dickson, 6-203 Lachlan Kukac, 7-207 Riley Nelson, 8-220 Blake McMahon

Bowlers	O	M	R	W	Econ	WD	NB
Tom Agar	6	-	39	1	6.50	-	-
Angus Duff	6	3	13	1	2.16	1	-
Jacob Harmon	9	1	42	1	4.66	1	1
Anthony Lean	2	-	16	0	8.00	-	1
Zac Stokes	8	-	38	3	4.75	-	-
Levi West	6	1	23	0	3.83	-	-
Jordan White (c)	9	2	43	2	4.77	-	3

Newtown & Chilwell 6/224

Jack Hastie	b: M O'Neill	12
Angus Duff	lbw: R Nelson	9
Mark Ainsworth	st: S Gardiner b: H Dickson	27
Madden Sadowy	c: A Robertson b: H Dickson	44
Jacob Harmon	not out	54
Jordan White (c)	c: S Gardiner b: H Dickson	2
Mike Chapman	c: J Kayler-Thomson b: H Dickson	0
Zac Stokes	not out	64
Tom Agar	dnb	
Anthony Lean	dnb	
Levi West	dnb	
Extras	5WD, 2NB, 2LB, 3B, 0P	12
Total	(43 overs)	6 / 224

Fall of Wickets: 1-22 Jack Hastie, 2-22 Angus Duff, 3-95 Mark Ainsworth, 4-108 Madden Sadowy, 5-112 Jordan White, 6-112 Mike Chapman

Bowlers	O	M	R	W	Econ	WD	NB
J Kayler-Thomson	2	-	26	0	13.00	-	-
Lachlan Kukac	8	1	28	0	3.50	-	-
Tom Slater	3	-	24	0	8.00	-	-
Oliver Buckley	8	-	32	0	4.00	-	-
Hunter Dickson	9	-	39	4	4.33	-	-
Riley Nelson	8.5	-	46	1	5.20	-	-
Max O'Neill	5	-	24	1	4.80	-	-



FIFTH XI defeated St Josephs on O'Driscol Oval

St Josephs 9/153cc

Jackson Moore	c: H Dhamijab: H Meaney	35
Lyndon Mitchell	c: G Meaney b: H Meaney	21
Daniel Salmon	retired not out	50
William Harry	b: R Norton	17
Hamish Cameron	st: G Whiteside b: R Norton	0
Anthony Lourey	b: S Abram	4
Xavier Fanning	c: G Whiteside b: S Abram	0
Dineth Karunaratne	not out	6
Robert Costa	st: G Whiteside b: S Abram	2
Lincoln Sertic	st: G Whiteside b: S Abram	0
Connor Lourey	c: B Williams b: S Abram	1
Extras	4WD, 0NB, 4LB, 9B, 0P	17
Total	(40 overs)	9 / 153

Fall of Wickets: 1-59 Jackson Moore, 2-64 Lyndon Mitchell, 3-117 William Harry, 4-117 Hamish Cameron, 5-137 Anthony Lourey, 6-137 Xavier Fanning, 7-146 Dineth Karunaratne, 8-150 Lincoln Sertic, 9-153 Connor Lourey

Bowlers	O	M	R	W	Econ	WD	NB
Steven Abram	7	1	15	5	2.14	3	-
Grant Meaney	8	-	21	0	2.62	-	-
Henry Meaney	5	1	16	2	3.20	-	-
Riley Norton	8	-	38	2	4.75	-	-
Charlie Suvoltos	5	1	20	0	4.00	-	-
Rex Suvoltos	7	-	30	0	4.28	1	-

Newtown & Chilwell 2/157

Barnaby Williams	b: C Lourey	37
Adam O'Connor	retired not out	54
Harneet Dhamija	c: ? b: H Cameron	16
Charlie Suvoltos	not out	17
Matt Suvoltos (c)	not out	28
Steven Abram	dnb	
Grant Meaney	dnb	
Henry Meaney	dnb	
Riley Norton	dnb	
Rex Suvoltos	dnb	
Grant Whiteside	dnb	
Extras	2WD, 1NB, 1LB, 1B, 0P	5
Total	(23.1 overs)	2 / 157

Fall of Wickets: 1-66 Barnaby Williams, 2-98 Harneet Dhamija



BWCC 1sts C grade lost to Bell Park at Hamlyn Park

The Newtown and Chilwell Women's First XI lost its first match of the season to Bell Park Sheahan, the match decided on the last ball of the day.

"The scores were tied with a ball to go and they got single," said coach Phil Twaddle.

"So that was that. Our first loss."

Batting first at Hamlyn Park, the Two Blues reached a decent 137, Bianca Duff scoring another half-century and Lauren Marino also chipping in.

"Bianca batted beautifully and Lauren is proving a great recruit for us," Twads said.

"We also had a couple of young sisters play their first game, Mehar and Harman Birah, so it's fantastic that we are continuing to attract new players.

"It was just disappointing that we lost, we could have done with a few more runs."

As new names crop up on the seniors match listings, the junior program is also developing nicely under Twads guidance, a training session held at Queens Park on Sunday morning.

The Second XI won their game against Lethbridge on a forfeit.

Newtown & Chilwell 3/137cc

Bianca Duff	retired not out	50
Lauren Marino	retired not out	43
Michelle Gavin	retired not out	15
Kate Seiffert	not out	11
Florianne Twaddle	run out: Dani Du Toit	11
Allison Wedding	c&b: Emily Ruseler	4
Belinda Milverton	b: Emily Ruseler	0
Kirsty Mellross	not out	1
Mehar Birah	dnb	
Harman Birah	dnb	
Extras	0WD, 11NB, 1LB, 0B, 0P	12
Total	(20 overs)	3/137

Bowlers	O	M	R	W	Econ	WD	NB
Alisha Aldridge	4	0	32	0	8.00	0	2
Louise Darbyshire	4	0	24	0	6.00	0	2
Michelle Gerdtz	4	0	25	0	6.25	0	4
Lauren Neville	4	0	27	0	6.75	0	1
Emily Ruseler	4	0	28	2	7.00	0	1

Bell Park Sheahan 3/138

Alisha Aldridge	lbw: Bianca Duff	1
Mollie Robbins (c)	run out: H Birah	47
Dani Du Toit	c: K Seiffert b: M Birah	16
Lauren Neville	retired not out	50
Michelle Gerdtz	not out	2
Stacey Aldridge	not out	1
Extras	1WD, 17NB, 0LB, 2B, 0P	20
Total	(20 Overs)	3/138

Bowlers	O	M	R	W	Econ	WD	NB
Michelle Gavin	2	0	12	0	6.00	0	4
Bianca Duff	4	0	13	1	3.25	0	0
Belinda Milverton	4	0	32	0	8.00	1	4
Harman Birah	4	0	38	1	9.50	0	5
Mehar Birah	4	0	23	1	5.75	0	2
Lauren Marino	26	18	0	9.00	-	2	

BWCC 2nds E grade won on forfeit against Lethbridge

Junior girls players wanted

Last Sunday, the Two Blues held their first junior girls training session.



"All the girls left with smiles," said women's coach, Phil Twaddle.

"We are now on the lookout for more players.

"If anyone knows of girls aged between nine and 12 who would like to play cricket at Newtown, get them to give me a call."

Phil's number is: 0431 382 691



Your local ndis provider.
Geelong | Gold Coast
All in One. ndis



Two Blue scoreboard 2023/24 round 4

FIRST XI lost to North Geelong on Keith Barclay Oval



Umpires: Greg Illingworth & Steve Keating Scorer: Mark Turnley

A critical 102-run eighth wicket stand between all-rounders Mitchell Troy (47) and Alistair McCann (44) was the key to North Geelong posting a winning score against Newtown and Chilwell at Keith Barclay Oval.



Sam Mitchell made 59 for Newtown & Chilwell. Picture: Wes Cusworth.

Sam Mitchell began the Two Blues' innings brightly before retiring after crashing to the crease with a knee injury.

The enterprising opener courageously returned with a runner to strike a game-high 59 from 95 balls, however too few supporters meant the visitors innings fell 45 runs short.

McCann and Andrew Fergusson claimed 2-25 and 2-28 respectively, although towering paceman Tom Webster was the pick of the bowlers with 3-33.

Impact opener Sam Hall launched the innings with an enterprising 33, although some tidy work by Dylan Hodge (2-22) and Joshua Norman (1-26) contributed to restricting the Magpies to an attainable 9-227 on an uncharacteristically fast Osborne Park.



North Geelong 9/227

		Runs	B	4s	6s	SR
Ned Cooper	c: T Windus b: D Hodge	13	29	2	0	44.82
Sam Hall	st: R McKenna b: Sam Allen	33	45	1	1	73.33
Curtly Balshaw	run out: T Windus, R McKenna	18	37	2	0	48.64
Philip Visser	c: P McKenna b: J Norman	6	17	1	0	35.29
Andrew Fergusson	run out: T Windus	11	20	1	0	55.00
Dale Kerr	c: S Allen b: L Norton	21	44	2	0	47.72
Tom Mathieson (c)	b: Dylan Hodge	2	11	0	0	18.18
Alistair McCann	run out: Tyson Windus	44	43	2	1	102.32
Mitchell Troy	c: ? b: Noah Guida	47	51	3	0	92.15
Thomas Webster	not out	4	5	1	0	80.00
Adam Costello	not out	0				
Extras	11WD, 2NB, 7LB, 8B, 0P					28
Total	(50 overs)					9 / 227

Fall of Wickets: 1-26 Ned Cooper, 2-69 Sam Hall, 3-82 Philip Visser, 4-82 Curtly Balshaw, 5-111 Andrew Fergusson, 6-116 Tom Mathieson, 7-118 Dale Kerr, 8-220 Mitchell Troy, 9-224 Alistair McCann

Bowlers	O	M	R	W	Econ	WD	NB
Dylan Hodge (c)	10	2	22	2	2.20	0	0
Nick Burke	10	1	47	0	4.70	2	0
Sam Allen	10	1	43	1	4.30	1	0
Joshua Norman	7	1	26	1	3.71	1	0
Noah Guida	10	0	56	1	5.60	7	1
Lachlan Norton	3	0	18	1	6.00	0	1

Newtown & Chilwell 9/182cc

		Runs	B	4s	6s	SR
Samuel Mitchell	c: A Costello b: A McCann	59	95	6	0	62.10
Tyson Windus	c: A Costello b: T Webster	16	26	2	0	61.53
Patrick McKenna	c: A McCann b: T Webster	10	18	2	0	55.55
Ronnie McKenna	c: A Costello b: T Mathieson	8	18	1	0	44.44
Isaac Hogan	b: A McCann	10	23	1	0	43.47
Dylan Hodge (c)	lbw: A Fergusson	4	19	0	0	21.05
Noah Guida	c: P Visser b: A Fergusson	28	45	3	0	62.22
Lachlan Norton	c: T Mathieson b: T Webster	3	25	0	0	12.00
Sam Allen	run out: A Fergusson	10	9	1	0	111.11
Nick Burke	not out	15	17	0	0	88.23
Joshua Norman	not out	3	6	0	0	50.00
Extras	8WD, 1NB, 2LB, 5B, 0P					16
Total	(50 overs)					9/182cc

Fall of Wickets: 1-47 Tyson Windus, 2-56 Patrick McKenna, 3-64 Ronnie McKenna, 4-84 Isaac Hogan, 5-107 Dylan Hodge, 6-130 Samuel Mitchell, 7-149 Lachlan Norton, 8-157 Noah Guida, 9-168 Sam Allen

Bowlers	O	M	R	W	Econ	WD	NB
Dale Kerr	4	0	25	0	6.25	3	0
Mitchell Troy	10	1	37	0	3.70	0	0
Alistair McCann	8	0	25	2	3.12	4	0
Tom Mathieson (c)	8	1	27	1	3.37	0	0
Thomas Webster	10	1	33	3	3.30	1	1
Andrew Fergusson	10	3	28	2	2.80	0	0



Dylan Hodge bowls North Geelong skipper Tom Mathieson.



Ronnie McKenna neatly (one bail) stumps North Geelong's Sam Hall off Sam Allen.

SECOND XI

defeated North Geelong
on KFC Oval

Umpires: Anthony Sirgiannis
& Trent Salter

Newtown & Chilwell 9/215cc

Jordan Tegelhuter	c: H Marles b: B Apps	17
Darren Fleet	c: L McCann b: L Biddiscombe	51
Tom Kiddle	c: C Ferguson b: L Biddiscombe	25
Doug Bergamin	c: B Apps b: G Armistead	18
Jorden Lewis	lbw: G Armistead	21
Jack Royce	b: B Apps	32
Charlie Windt	lbw: G Armistead	13
Levi Irving	run out: B Apps	6
Sam Taylor	lbw: Bradley Apps	2
Bailey Young	not out	9
Arch Fleet	not out	1
Extras	8WD, 8NB, 4LB, 0B, 0P	20
Total	(50 Overs)	9/215

Fall of Wickets: 1-20 Jordan Tegelhuter, 2-102 Darren Fleet, 3-113 Tom Kiddle, 4-149 Douglas Bergamin, 5-150 Jorden Lewis, 6-186 Charlie Windt, 7-201 Jack Royce, 8-202 Levi Irving, 9-212 Sam Taylor

Bowlers	O	M	R	W	Econ	WD	NB
Bradley Apps (c)	7	0	49	3	7.00	4	4
Joshua Rhodes	5	0	23	0	4.60	3	1
Will Hall	4	0	30	0	7.50	0	1
Tom Bagg	10	0	29	0	2.90	0	0
Liam Biddiscombe	10	2	21	2	2.10	0	2
Cal Ferguson	7	0	29	0	4.14	1	0
Grant Armistead	7	1	30	3	4.28	0	0

North Geelong 190

Xavier Norman	c&b: J Royce	45
Layton McCann	run out	12
Liam Biddiscombe	c: B Young b: J Royce	60
Will Hall	b: S Taylor	15
Cal Ferguson	c&b: J Royce	4
Jonny Kelly	lbw: B Young	13
Grant Armistead	c&b: B Young	13
Bradley Apps (c)	c: D Fleet b: B Young	5
Joshua Rhodes	run out	2
Harvey Marles	not out	2
Tom Bagg	c: J Royce b: A Fleet	1
Extras	16WD, 1NB, 1LB, 0B, 0P	18
Total	(46.5 overs)	190

Fall of Wickets: 1-18 Layton McCann, 2-125 Xavier Norman, 3-138 Liam Biddiscombe, 4-147 Cal Ferguson, 5-157 Will Hall, 6-179 Grant Armistead, 7-182 Jonny Kelly, 8-184 Joshua Rhodes, 9-186 Bradley Apps, 10-190 Tom Bagg

Bowlers	O	M	R	W	Econ	WD	NB
Jordan Lewis	10	3	31	0	3.10	3	0
Sam Taylor	10	1	28	1	2.80	2	0
Arch Fleet	7.5	1	41	1	5.23	7	1
Bailey Young	9	0	36	3	4.00	2	0
Levi Irving	2	0	11	0	5.50	1	0
Jack Royce	8	0	42	3	5.25	1	0

THIRD XI

lost to North Geelong
at Osborne Park #2

Newtown & Chilwell 9/144cc

Jarad Battenally	run out: Mellington, Visentin	15
Andrew Sadowy	c: A Beecroft b: T Birch	2
Andrew Knott (c)	c: S Saini b: T Birch	10
Matthew Scott	c: A Armistead b: S Saini	0
Sam Meaney	b: ABeecroft	23
Madden Sadowy	c: A Armistead b: S McGrath	28
Zac Stokes	c: S Saini b: S McGrath	4
Lewis Povey	c: J Hall b: S Saini	19
Tom Levick	c: L Malcolm b: J Hall	18
Jack Gordon	not out	6
Aidan Grace	not out	9
Extras	1WD, 7NB, 1LB, 1B, 0P	10
Total	(45 overs)	9/144cc

Fall of Wickets: 1-16 Jarad Battenally, 2-17 Andrew Sadowy, 3-24 Matthew Scott, 4-31 Andrew Knott, 5-78 Madden Sadowy, 6-84 Zac Stokes, 7-103 Sam Meaney, 8-119 Lewis Povey, 9-129 Tom Levick

Bowlers	O	M	R	W	Econ	WD	NB
Aaron Beecroft	9	1	28	1	3.11	0	6
Tim Birch	9	3	19	2	2.11	0	1
Jack Hall	9	1	48	1	5.33	0	0
Sean McGrath	9	1	21	2	2.33	0	0
Saurabh Saini	9	1	26	2	2.88	1	0

North Geelong 6/147

Josh Smith (c)	c: S Meaney b: T Levick	4
Sam Mellington	c: T Levick b: Z Stokes	8
Patrick Visentin	lbw: J Gordon	19
Anthony Armistead	run out: A Grace	44
Stephen Jacimovic	c: M Scott b: S Meaney	46
Luke Malcolm	not out	12
Saurabh Saini	c: A Knott b: M Scott	1
Jack Hall	not out	0
Extras	1WD, 7NB, 4LB, 1B, 0P	13
Total	(38.1 overs)	6/147

Fall of Wickets: 1-5 Josh Smith, 2-33 Patrick Visentin, 3-35 Sam Mellington, 4-133 Stephen Jacimovic, 5-134 Anthony Armistead, 6-143 Saurabh Saini

Bowlers	O	M	R	W	Econ	WD	NB
Jack Gordon	9	3	19	1	2.11	0	0
Aidan Grace	3	0	25	0	8.33	0	0
Sam Meaney	2	0	25	1	12.50	0	4
Tom Levick	8.1	1	30	1	3.67	1	1
Lewis Povey	9	0	31	0	3.44	0	1
Matthew Scott	1	1	0	1	0.00	0	0
Zac Stokes	6	0	12	1	2.00	0	1

FOURTH XI

lost to North Geelong
on Shaw Oval

North Geelong 8/251cc

Lachy Szponar	c: A Duff b: C Suvoltos	121
Luke Price	run out: T Agar	26
Simon Colel	bw: J Harmon	1
Jeff Czajkowski	c: A O'Connor b: T Agar	29
Benjamin Demasi	c: T Agar b: J White	20
Aarav Jain	c: M Chapman b: T Agar	0
Harry Leahy	not out	1
Colin Millard	c: M Patel b: J Harmon	6
David Murphy	c: A Duff b: J White	6
Jay Reardon	not out	26
Extras	5WD, 3NB, 0LB, 7B, 0P	15
Total	(45 overs)	8/251cc

Bowlers	O	M	R	W	Econ	WD	NB
Tom Agar	5	0	34	2	6.80	0	0
Angus Duff	9	1	37	0	4.11	2	1
Jacob Harmon	9	1	40	2	4.44	0	0
Jack Hastie	2	0	20	0	10.00	0	0
Mihir Patel	3	0	22	0	7.33	0	1
Levi West	7	0	44	0	6.28	0	0
Jordan White (c)	7	0	37	2	5.28	3	1
Charlie Suvoltos	3	0	10	1	3.33	0	0

Newtown & Chilwell 208

Charlie Suvoltos	c: D Murphy b: A Jain	4
Adam O'Connor	c: J Czajkowski b: D Murphy	46
Mark Ainsworth	c: J Reardon b: H Leahy	23
Mihir Patel	c: J Czajkowski b: B Demasi	7
Jacob Harmon	c: L Szponar b: B Demasi	15
Angus Duff	b: Jude Lane	9
Jordan White (c)	c&b: B Demasi	0
Jack Hastie	c: L Price b: H Leahy	41
Mike Chapman	b: H Leahy	21
Tom Agar	c: ? b: A Jain	4
Levi West	not out	12
Extras	1WD, 15NB, 6LB, 4B, 0P	26
Total	(42.3 Overs)	208

Fall of Wickets: 1-4 Charlie Suvoltos, 2-50 Adam O'Connor, 3-80 Mihir Patel, 4-110 Jacob Harmon, 5-110 Mark Ainsworth, 6-111 Jordan White, 7-139 Angus Duff, 8-188 Mike Chapman, 9-191 Jack Hastie, 10-208 Tom Agar

Bowlers	O	M	R	W	Econ	WD	NB
Benjamin Demasi	9	0	37	3	4.11	0	0
Aarav Jain	5.3	0	39	2	7.09	1	3
Jude Lane	6	1	30	1	5.00	0	6
Harry Leahy	5	0	43	3	8.60	0	3
Colin Millard	9	1	26	0	2.88	0	3
David Murphy	8	2	23	1	2.87	0	0

btomarkets

An Australian based digital currency exchange

- Trade Bitcoins and Litecoins
- No deposit or withdrawal fees
- Fast domestic bank transfers

<https://btomarkets.net>

MOMENTUM
FINANCIAL GROUP



WINE



PRESS



FIFTH XI defeated North Geelong at Windsor Park #2

Newtown & Chilwell 7/241cc

Craig Green	b: A Ranjithkumar	18
Adam Patching	retired not out	53
Barnaby Williams	c: ? b: J Bews	13
Harneet Dhamija	b: C Ranjithkumar	17
Max Inderberg	b: J Kingsbury	45
Matt Suvoltos (c)	c: S Reeves b: W Holland	18
Steven Abram	b: P Mcke	9
Henry Meaney	b: W Holland	3
Anthony Lean	not out	48
Zaiden Ainsworth	not out	1
Grant Meaney	dnb	
Extras	8WD, 6NB, 2LB, 0B, 0P	16
Total	(40 overs)	7/241cc

Fall of Wickets: 1-34 Craig Green,
2-101 Barnaby Williams, 3-111 Harneet Dhamija,
4-147 Matt Suvoltos, 5-163 Steven Abram,
6-168 Henry Meaney, 7-231 Max Inderberg

North Geelong 7/154cc

Jaxon Brown	run out: A Lean, C Green	4
Gavin Bullock-Foran	lbw: M Suvoltos	8
Shannon Kilgower	c: H Meaney b: A Lean	12
Jason Kingsbury	not out	19
Paul Mcke	b: G Meaney	16
Abishek Ranjithkumar	b: G Meaney	0
Chanduru Ranjithkumar	b: H Meaney	24
Simon Reeves	retired not out	51
Angus Woods	st: M Inderberg b: B Williams	8
Extras	4WD, 5NB, 2LB, 1B, 0P	12
Total	(40 overs)	7/154cc

Bowlers	O	M	R	W	Econ	WD	NB
Steven Abram	4	1	8	0	2.00	-	-
Zaiden Ainsworth	6	1	26	0	4.33	-	3
Grant Meaney	8	1	37	2	4.62	-	-
Henry Meaney	6	-	27	1	4.50	1	-
Matt Suvoltos (c)	2	-	6	1	3.00	2	-
Barnaby Williams	3	-	13	1	4.33	-	-
Craig Green	7	1	19	0	2.71	1	-
Anthony Lean	4	1	15	1	3.75	1	1

BWCC 1sts C grade defeated Bannockburn at KFC Oval

Bannockburn 8/84

Brittany Mitchell (c)	c: S Meaney b: M Birah	13
Jorja Jacobs	b: M Birah	16
Rosie Shannahan	lbw: S Meaney	15
Tiana Krilicic	st: M Gavin b: M Birah	3
Erin Thomson	b: H Birah	2
Andrea Wellington	c&b: F Twaddle	1
Ashlee Richardson	lbw: M Birah	4
Amy Matthey	not out	1
Kirra Beckley	not out	4
Tracey Mitchell	dnb	
Extras	16WD, 8NB, 1LB, 0B, 0P	25
Total	(18.4 overs)	8/84

Fall of Wickets: 1-29 Brittany Mitchell,
2-39 Jorja Jacobs, 3-47 Tiana Krilicic,
4-60 Rosie Shannahan, 5-61 Erin Thomson,
6-71 Andrea Wellington, 7-75 Ashlee Richardson

Bowlers	O	M	R	W	Econ	WD	NB
Susan Meaney (c)	3	1	10	1	3.33	1	0
Belinda Milverton	4	0	24	0	6.00	3	1
Bianca Duff	4	0	14	0	3.50	4	0
Mehar Birah	4	0	19	4	4.75	3	1
Harman Birah	2.4	0	10	2	3.75	2	3
Florianne Twaddle	1	0	6	1	6.00	3	3



Newtown & Chilwell 2/85

		Runs	Balls	4s
Michelle Gavin	b: A Richardson	0	9	0
Lauren Marino	retired not out	51	64	10
Bianca Duff	lbw: A Richardson	6	11	1
Susan Meaney (c)	not out	5	13	0
Kate Seiffert	not out	8	6	1
Harman Birah	dnb			
Mehar Birah	dnb			
Kirsty Mellross	dnb			
Belinda Milverton	dnb			
Florianne Twaddle	dnb			
Allison Wedding	dnb			
Extras	4WD, 9NB, 0LB, 2B, 0P			15
Total	(15.5 overs)			2/85

Fall of Wickets: 1-31 Michelle Gavin,
2-49 Bianca Duff

Bowlers	O	M	R	W	Econ	WD	NB
Brittany Mitchell	2.5	1	18	0	6.35	1	1
Ashlee Richardson	4	0	13	2	3.25	2	0
Jorja Jacobs	2	0	14	0	7.00	0	1
Tiana Krilicic	3	0	17	0	5.66	0	6
Andrea Wellington	4	0	21	0	5.25	1	1

BWCC 2nds E grade defeated Lara on Shaw Oval

Lara 4/106cc

Kathryn O'Neill	c: ? b: J Holt	0
Kirsty Euesden	c: ? b: M Tegelhuter	2
Karina Richmond	c: ? b: J Holt	14
Miriam Hickey-Humble	bowled ?	7
Rena Degoldi	run out	13
Helen Arundell	not out	30
Amy Cole	not out	8
Extras	4WD, 22NB, 0LB, 6B, 0P	32
Total	(20 overs)	4/106cc

Fall of Wickets: 1-0 Kathryn O'Neill,
2-17 Kirsty Euesden, 3-23 Karina Richmond,
4-36 Miriam Hickey-Humble

Newtown & Chilwell 7/107

Keely Franklin	c: ? b: J Anderson	11
Scarlett Hanneysee	b: K Richmond	0
Leah Irving	c: ? b: J Simunitsch	2
Alice Marquand	c: ? b: K O'Neill	5
Maddison Tegelhuter	run out	0
Carly White (vc)	not out	11
Erin White	c: ? b: K Euesden	7
Rebecca Wright	c: ? b: J Anderson	10
Steph Wynd	not out	11
Jules Holt (c)	dnb	
Zoe Hunter	dnb	
Extras	4WD, 47NB, 0LB, 2B, 0P	53
Total	(19 overs)	7/107

Bowlers	O	M	R	W	Econ	WD	NB
Amy Cole	1	0	6	0	6.00	0	4
Karina Richmond	4	1	17	1	4.25	0	0
Rena Degoldi	1	0	8	0	8.00	0	8
Jasmine Anderson	3	0	6	2	2.00	0	3
Kirsty Euesden	4	0	30	1	7.50	1	16
Kathryn O'Neill	2	0	12	1	6.00	1	4
Julie Simunitsch	4	0	26	1	6.50	2	12

Mercedes-Benz
Geelong Vans



Regional Victoria's local builder.

metricon



Ready to go on KFC Oval on Sunday is
the Navy XI against Bannockburn.





Two Blue scoreboard 2023/24 round 5

FIRST XI defeated South Barwon on KFC Oval

Umpires: Justin Brown & Brad Clarke

Scorer: Mark Turnley



Newtown and Chilwell's highly vaunted batting finally clicked into gear, enabling the Two Blues to claim their first scalp of the season with a 37-run defeat of South Barwon. Pat McKenna (44), Chay Deary (35), Tom Meredith (34) and Tyson Windus (32) all contributed with the willow, but it was an electrifying 53-ball 83 from Englishman Ronnie McKenna that ultimately propelled the Two Blues to an unassailable 6-249.

"It's massive relief for us as a leadership group and a club, we've never been in doubt about the talent we have here," coach Tom Meredith said about the win post-game.

"We've just been really slow to start for a number of reasons and have put in four poor displays up until now.

"Ronnie is a genuinely quality batsman of County standard and even though he hasn't really shown that the first few games, there's a lot more to come from him."

The Combine's tally did look under threat for as long as Swans skipper Nick Butters was finding the boundary, striking six sixes and five fours in his punishing 68-ball 85.

"He's obviously a top draw batsman who could've taken the game away from us," Meredith said.

"But as soon as we got him out, we knew that we were a real chance."

While Dylan Hodge (1-18) captured the prized wicket of Butters, it was seamers Chay Deary (4-23) and Pat McKenna (2-19) who took the pace off the ball, swinging the game the way of the KFC Oval hosts.

"Every element from batting to bowling to fielding was top notch today, particularly the batting," Meredith said.

"We spoke during the week about having a clear plan in your head when you go into bat and I think everyone actually got in and contributed and played the role that we asked them to play.

"It was a great feeling in the rooms after the game, definitely a bit of relief for the lads."

by Wes Cusworth of the *Geelong Advertiser*

Newtown & Chilwell 6/249cc

	Runs	B	4s	6s	SR	
Patrick McKenna	b: B Nicholls	44	91	2	0	48.35
Tyson Windus	c: J Hanneysee b: N Platt	32	59	4	0	54.23
Tom Meredith	c: W Breuer b: B Hauenstein	34	51	5	0	66.66
Ronnie McKenna	c: J Hanneysee b: B Nicholls	83	53	8	3	156.60
Chay Deary	c: N Pearson b: N Platt	35	39	2	1	89.74
Isaac Hogan	run out: W Breuer	7	8	0	0	87.50
Dylan Hodge (c)	not out	1	1	0	0	100.00
Noah Guida	not out	2	2	0	0	100.00
Sam Allen	dnb					
Joshua Norman	dnb					
Nick Burke	dnb					
Extras	5WD, 4NB, 2LB, 0B, 0P	11				
Total	(50 overs)	6/249cc				

Fall of Wickets: 1-58 Tyson Windus, 2-113 Patrick McKenna, 3-125 Tom Meredith, 4-201 Chay Deary, 5-242 Isaac Hogan, 6-244 Ronnie McKenna

Bowlers	O	M	R	W	Econ	WD	NB
Sam Ellis	7	0	46	0	6.57	0	0
Jed Hanneysee	10	2	27	0	2.70	0	0
Jasper George	3	0	22	0	7.33	0	4
Nick Platt	10	0	57	2	5.70	1	0
Nick Butters (c)	7	0	38	0	5.42	0	0
Bradley Hauenstein	10	0	39	1	3.90	1	0
Bryson Nicholls	3	0	18	2	6.00	3	0

South Barwon 212

	Runs	B	4s	6s	SR	
Leigh Lorenzen	c: Nick Burke b: S Allen	26	41	1	1	63.41
Bryson Nicholls	c: R McKenna b: N Burke	12	27	1	0	44.44
Nick Butters (c)	c: Sam Allen b: D Hodge	85	68	5	6	125.00
Nathan Pearson	b: N Guida	6	26	0	0	23.07
Mathew Dawson	st: R McKenna b: C Deary	26	54	2	0	48.14
Jasper George	b: C Deary	13	23	0	0	56.52
Sam Ellis	c: T Meredith b: C Deary	20	22	2	0	90.90
Bradley Hauenstein	c: J Norman b: C Deary	5	7	0	0	71.42
Willem Breuer	b: P McKenna	3	5	0	0	60.00
Jed Hanneysee	b: P McKenna	0	3	0	0	0.00
Nick Platt	not out	7	8	0	0	87.50
Extras	6WD, 1NB, 2LB, 0B, 0P	9				
Total	(47.1 overs)	212				

Fall of Wickets: 1-35 Bryson Nicholls, 2-59 Leigh Lorenzen, 3-97 Nathan Pearson, 4-149 Nick Butters, 5-176 Jasper George, 6-181 Mathew Dawson, 7-193 Bradley Hauenstein, 8-196 Willem Breuer, 9-196 Jed Hanneysee, 10-212 Sam Ellis

Bowlers	O	M	R	W	Econ	WD	NB
Dylan Hodge (c)	7	1	18	1	2.57	1	0
Nick Burke	5	0	27	1	5.40	2	0
Joshua Norman	10	1	25	0	2.50	0	1
Sam Allen	10	0	68	1	6.80	2	0
Noah Guida	5	1	30	1	6.00	1	0
Chay Deary	6.1	0	23	4	3.73	0	0
Patrick McKenna	4	0	19	2	4.75	0	0



South Barwon 'keeper Willem Breuer appeals for the wicket of Tyson Windus. Pic by Wes Cusworth.

McGrath

ESTATE AGENTS

btomarkets

An Australian based digital currency exchange

- Trade Bitcoins and Litecoins
- No deposit or withdrawal fees
- Fast domestic bank transfers

<https://btomarkets.net>

SECOND XI lost to South Barwon on Reynolds Oval

South Barwon 191

Muhammad Aizaz Khan	b: J Lewis	0
Harry Gamble	lbw: J Lewis	1
Charles Barnett	c: D Fleet b: J Lewis	13
Tom Griffin	c: H Christie b: J Lewis	11
Fletcher Russell	c: H Christie b: L Norton	28
David Linke (c)	b: J Royce	61
Jay Davies	c: C Windt b: T Kiddle	9
Akshay Vekariya	c: D Fleet b: H Christie	8
Ross Fagan	b: A Fleet	16
Taj Hinkley	not out	1
Jett Price	b: H Christie	0
Extras	19WD, 10NB, 4LB, 0B, 0P	33
Total	(46 overs)	191

Fall of Wickets: 1-6 Muhammad Aizaz Khan, 2-16 Harry Gamble, 3-36 Charles Barnett, 4-47 Tom Griffin, 5-130 Fletcher Russell, 6-163 David Linke, 7-167 Jay Davies, 8-189 Ross Fagan, 9-181 Akshay Vekariya, 10-191 Jett Price

Bowlers	O	M	R	W	Econ	W	D	N	B
Harry Christie	8	0	31	2	3.87	-	-	-	-
Arch Fleet	5	0	22	1	4.40	-	-	-	-
Tom Kiddle	5	2	10	1	2.00	-	-	-	-
Jorden Lewis	10	4	16	4	1.60	-	-	-	-
Lachlan Norton	4	0	46	1	11.50	-	-	-	-
Jack Royce	9	0	26	1	2.88	-	-	-	-
Lewis Povey	3	0	36	0	12.00	-	-	-	-

Newtown & Chilwell 171

Darren Fleet	run out: R Fagan	17
Jordan Tegelhuter	c: M Aziz Khan b: R Fagan	38
Tom Kiddle	lbw: F Russell	20
Oscar Dowling	c: Ross Fagan b: T Griffin	8
Lachlan Norton	c: Jett Price b: R Fagan	37
Jorden Lewis	b: J Price	8
Jack Royce	c: David Linke b: F Russell	1
Charlie Windt	c: F Russell b: T Hinkley	5
Lewis Povey	c&b: R Fagan	20
Harry Christie	run out: J Price	6
Arch Fleet	not out	0
Extras	5WD, 1NB, 3LB, 2B, 0P	11
Total	(48 Overs)	171

Fall of Wickets: 1-30 Darren Fleet, 2-58 Jordan Tegelhuter, 3-89 Oscar Dowling, 4-93 Tom Kiddle, 5-125 Jorden Lewis, 6-138 Lachlan Norton, 7-152 Jack Royce, 8-161 Charlie Windt, 9-171 Harry Christie, 10-171 Lewis Povey

Bowlers	O	M	R	W	Econ	W	D	N	B
Ross Fagan	8	1	18	3	2.25	-	-	-	-
Jett Price	10	4	21	1	2.10	-	-	-	-
Fletcher Russell	9	2	31	2	3.44	-	-	-	-
Akshay Vekariya	8	1	47	0	5.87	-	-	-	-
Tom Griffin	3	0	18	1	6.00	-	-	-	-
Taj Hinkley	9	2	31	1	3.44	-	-	-	-



THIRD XI lost to South Barwon on Shaw Oval

South Barwon 6/188cc

Cohen Hall	run out: A Grace, A Knott	75
Lachlan Vivian	c: J Harmon b: S Meaney	67
Darcy Pearson	run out: A Grace	7
Darren Hauenstein	c: A Knott b: A Grace	17
Glenn Hauenstein	c: J Harmon b: A Grace	10
Jack Flynn-French	run out: S Meaney	3
Sydney Ray	not out	1
Extras	1WD, 0NB, 7LB, 0B, 0P	8
Total	(45 overs)	6cc/188

Fall of Wickets: 1-140 Lachlan Vivian, 2-149 Darcy Pearson, 3-180 Darren Hauenstein, 4-184 Cohen Hall, 5-184 Glenn Hauenstein, 6-188 Jack Flynn-French

Bowlers	O	M	R	W	Econ	W	D	N	B
Aidan Grace	9	4	22	2	2.44	-	-	-	-
Jacob Harmon	6	0	19	0	3.16	-	-	-	-
Sam Meaney	7	0	36	1	5.14	-	-	-	-
Mihir Patel	6	0	28	0	4.66	-	-	-	-
Tom Agar	9	0	45	0	5.00	-	-	-	-
Levi West	9	1	31	0	3.44	-	-	-	-

Newtown & Chilwell 152

Jarad Battenally	c: C Hall b: C Baensch	28
Sam Meaney	c: K Hauenstein b: C Blackwell	38
Andrew Sadowy	lbw: C Baensch	0
Mark Ainsworth	c&b: C Baensch	18
Andrew Knott	c: G Whelan b: J Flynn-French	15
Madden Sadowy	c: L Vivian b: S Ray	18
Levi West	c: Gerard Whelan b: S Ray	7
Mihir Patel	b: C Blackwell	1
Jacob Harmon	st: Kai Hauenstein b: S Ray	0
Tom Agar	c: D Pearson b: C Blackwell	7
Aidan Grace	not out	4
Extras	2WD, 7NB, 1LB, 6B, 0P	16
Total	(42 overs)	152

Fall of Wickets: 1-35 Jarad Battenally, 2-42 Andrew Sadowy, 3-73 Mark Ainsworth, 4-92 Andrew Knott, 5-133 Madden Sadowy, 6-139 Sam Meaney, 7-141 Levi West, 8-141 Jacob Harmon, 9-141 Mihir Patel, 10-152 Tom Agar

Bowlers	O	M	R	W	Econ	W	D	N	B
Connor Blackwell	8	0	35	3	4.37	-	-	-	-
Jack Flynn-French	9	2	19	1	2.11	-	-	-	-
Sydney Ray	7	1	32	3	4.57	-	-	-	-
Gerard Whelan	9	0	40	0	4.44	-	-	-	-
Connor Baensch	9	4	19	3	2.11	-	-	-	-



FOURTH XI lost to South Barwon on South Barwon #5

Newtown & Chilwell 8/170cc

Charlie Suvoltos	c: W Bullock b: J Anticev	9
Adam O'Connor	c: G Jolly b: S Whittingham	44
Barnaby Williams	c&b: S Whittingham	39
Max Inderberg	c: W Bullock b: S Whittingham	8
Jack Hastie	c: K Olsen b: J Hauenstein	18
Anthony Lean	c: S Brown b: S Whittingham	4
Mike Chapman	b: R Boyer	22
Rex Suvoltos	not out	16
Steven Abram	run out: William Bullock	1
Henry Meaney	dnb	
Riley Norton	dnb	
Extras	4WD, 1NB, 2LB, 2B, 0P	9
Total	(45 overs)	8cc/170

Bowlers	O	M	R	W	Econ	W	D	N	B
Joseph Anticev	9	2	20	1	2.22	-	-	-	-
Ryan Boyer	9	1	27	1	3.00	-	-	-	-
Oliver Harper	9	-	40	0	4.44	-	-	-	-
Jack Hauenstein	4	-	17	1	4.25	-	-	-	-
Koby Olsen	5	1	25	0	5.00	-	-	-	-
Stephen Whittingham	9	-	37	4	4.11	-	-	-	-

South Barwon 4/173

Stephen Whittingham	c: B Williams b: R Norton	24
William Bullock	c&b: R Norton	13
Daniel Brockett	lbw: H Meaney	0
Shannon Brown	not out	51
Jack Hauenstein	c: M Chapman b: H Meaney	2
Joseph Anticev	not out	62
Extras	WD, 5NB, 2LB, 6B, 0P	21
Total	(45 overs)	4cc/173

Fall of Wickets: 1-48 Stephen Whittingham, 2-49 Daniel Brockett, 3-51 William Bullock, 4-54 Jack Hauenstein

Bowlers	O	M	R	W	Econ	W	D	N	B
Jack Hastie	4	0	14	0	3.50	2	1	-	-
Henry Meaney	8	0	38	2	4.75	-	-	-	-
Steven Abram	8	0	30	0	3.75	4	5	-	-
Riley Norton	9	0	29	2	3.22	-	-	-	-
Charlie Suvoltos	2	0	25	0	12.50	-	-	-	-
Rex Suvoltos	9	2	20	0	2.22	2	-	-	-
Barnaby Williams	3	0	9	0	3.00	-	-	-	-

Club Championship		TOTALS
after round 5		
1	North Geelong	37
2	South Barwon	36
3	St Josephs	25
4	East Belmont	25
5	Newtown & Chilwell	23.5
6	Lara	20
7	Highton	18
8	Grovedale	15.5



FIFTH XI

lost to South Barwon at Eastern Park # 3

South Barwon 5/297cc

Shane Walters	retired not out	52
Isaac Saunders	c: ? b: G Meaney	40
Ryan Tench	retired not out	50
Lachie Read	st: G Whiteside b: R Harbridge	9
Private player	c: ? b: M Suvoltos	49
Ryan Fraser	retired not out	51
Joshua West	c: ? b: M Suvoltos	23
Brayden Caldow	c: G Whiteside b: M Suvoltos	0
Noah Adamson	not out	1
Chris Rogers	not out	0
Andrew Monk	dnb	
Extras	4WD, 1NB, 11LB, 6B, 0P	22
Total	(40 overs)	5cc/297

Fall of Wickets: 1-63 Isaac Saunders, 2-171 Lachie Read, 3-292 Joshua West, 4-292 Brayden Caldow, 5-297 Fill-in

Bowlers	O	M	R	W	Econ	WD	NB
Grant Meaney	8	0	55	1	6.87	0	0
Ben Harmon	8	0	59	0	7.37	0	0
Rowan Harbridge	8	0	27	1	3.37	1	1
Zaiden Ainsworth	4	0	35	0	8.75	0	0
Matt Suvoltos (c)	5	0	41	3	8.20	1	0
Banjo Savage	5	0	36	0	7.20	0	0
Fraser Povey	2	0	27	0	13.50	2	0

Newtown & Chilwell 6/236cc

Adam Patching	retired not out	55
Matt Suvoltos (c)	c: S Walters b: C Rogers	33
Ben Harmon	c: R Tench b: L Read	43
Grant Whiteside	c: N Adamson b: L Read	1
Fraser Povey	c: R Tench b: Fill-in	8
Rohan Wardle	c: ? b: N Adamson	6
Banjo Savage	retired not out	50
Adam Woollett	not out	25
Grant Meaney	c: S Walters b: L Read	2
Zaiden Ainsworth	not out	0
Rowan Harbridge	dnb	
Extras	2WD, 5NB, 5LB, 1B, 0P	12
Total	(40 overs)	6cc/236

Fall of Wickets: 1-50 Matt Suvoltos, 2-118 Ben Harmon, 3-120 Grant Whiteside, 4-133 Fraser Povey, 5-162 Rohan Wardle, 6-236 Grant Meaney

Bowlers	O	M	R	W	Econ	WD	NB
Brayden Caldow	4	0	27	0	6.75	2	3
Chris Rogers	8	0	67	1	8.37	0	0
Joshua West	4	0	33	0	8.25	0	1
Lachie Read	8	0	29	3	3.62	0	0
Fill-in	7	0	27	1	3.85	0	0
Noah Adamson	5	0	28	1	5.60	0	0
Andrew Monk (c)	4	0	19	0	4.75	0	1



HANNEYSEE CAR SALES



Two Blue scoreboard 2023/24 round 6



FIRST XI defeated Grovedale on KFC Oval

Umpires: Brett Pearson & Sydney Sykstus Scorers: Mark Turnley & David Yelland



Grovedale 230 lost to N&CCC 3/232

An outstanding 6-27 from emerging Newtown & Chilwell firebrand Archie Bain has ensured the Two Blues contest with Grovedale is evenly poised after the opening day.

Bain took two top-order wickets in his opening spell before returning to sweep through the Tigers back half as the visitors to KFC Oval slumped from 4-214 to be all out for 230.



Noah Guida sends one down against Grovedale.

In-form visitor Mick McNeel was the key to his side's innings once again with a typically classy 89, combining with Jack Wrigglesworth (59) in a critical 135-run stand for the fourth wicket.

Two Blues skipper Dylan Hodge (2-49) and spin wizard Sam Allen (2-19) provided good support for Bain, while a run-a-ball 38 from Rob Smith provided the early momentum for Grovedale. The Combine reached 0-6 in a short visit to the crease prior to stumps.

Newtown & Chilwell snapped a 20-year drought with Pat and Ronnie McKenna producing centuries in the same innings to orchestrate an emphatic seven-wicket defeat of Grovedale.

It's the eleventh time in Two Blues history the feat of two centuries in one innings has been achieved, but the first time since Rod Kiddle blasted an unbeaten 158 and Mick Kelson 115 against North Geelong in December 2003.

Unrelated, but now forever linked over a game-shaping 201-run partnership, the McKenna duo came

together at 2-15 and unleashed a full repertoire of shots to run down the Tigers' 230 in just 63 overs. The partnership set a new mark for the 3rd wicket passing 194 by Harry Hassett and Phil Williams in November 1928.

"They were bowling really well to start with, so it was just a matter of getting stuck in, grinding through that first hour and a half and kicking on from there," 19-year-old English import Ronnie McKenna said of his 104.

"My first 50 runs were a bit of a struggle and then after that something just clicked through boundaries."

Despite the enormity of his own achievement, the Gooch/Insole Scholarship holder, who plies his trade with Essex in the English County Championship, was in awe of his more senior partner's sublime unbeaten 115.

Pat McKenna's innings comprised 13 fours and a six from 173 balls.

"To put 200 runs on is an unbelievable effort and full credit to Pat for sticking around with me," Ronnie McKenna said.

"Patty was unbelievable today, offering no chances from ball one, he was just in complete control."

The Tigers will rue three dropped chances from the younger McKenna,

in the teens, twenties and again in the thirties, and it took a blinder from a wounded Mick McNeel to end the young gun's innings after 169 balls.

"Yeah, obviously I got a lot of luck today, but you've got to make the most of it," Ronnie McKenna said.

"Luckily after the drops I sort of put it behind me, carried on and just stuck to it really.

"It wasn't my prettiest hundred ever but, you know, it was an important one and got us over the line in the end which is the main thing."

While the Tigers will face an anxious wait on a shoulder injury sustained in the field by star batsman and captain coach Jordan Moran, the Two Blues season appears to be going from strength to strength following a winless opening month.

The return of Tom Meredith for round seven has them well placed to meet East Belmont at Winter Reserve.

"Obviously the first four games were nowhere near our standards," Ronnie McKenna said.

"We had a good win last game and we've done it again today, so hopefully we can continue from there and really push up the ladder."

Grovedale 230

		Runs	4s	6s
Jake Alsop	c: R McKenna b: A Bain	20	1	0
Rob Smith	c: H Christie b: D Hodge	38	6	0
Jordan Moran (c)	c: R McKenna b: D Hodge	7	1	0
Michael McNeel	lbw: Sam Allen	89	6	0
Brayden Engelen-Baker	c: P McKenna b: A Bain	0	0	0
Jack Wrigglesworth	b: A Bain	59	6	0
Andrew Wedge	lbw: A Bain	0	0	0
Bailey Sykes	b: A Bain	0	0	0
Luke Guest	c: A Bain b: S Allen	1	0	0
Sam Coutts	lbw: A Bain	1	0	0
Clinton Ford	not out	2	0	0
Extras	0WD, 5NB, 4LB, 4B, 0P	13		
Total	(74.1 overs)	230		

Fall of Wickets: 1-46 Rob Smith, 2-56 Jordan Moran, 3-77 Jake Alsop, 4-79 Brayden Engelen-Baker, 5-214 Jack Wrigglesworth, 6-214 Andrew Wedge, 7-216 Bailey Sykes, 8-223 Luke Guest, 9-224 Sam Coutts, 10-230 Michael McNeel

Bowlers	O	M	R	W	Econ	WD	NB
Dylan Hodge (c)	17	4	49	2	2.88	-	-
Nick Burke	11	1	47	0	4.27	-	-
Harry Christie	14	2	42	0	3.00	-	-
Archie Bain	13	2	27	6	2.07	-	1
Noah Guida	4	1	10	0	2.50	-	-
Sam Allen	8.1	1	19	2	2.32	-	-
Patrick McKenna	5	-	18	0	3.60	-	-
Lachlan Norton	2	-	10	0	5.00	-	3

Newtown & Chilwell 3/232

	Runs	4s	6s
Patrick McKenna not out	115	13	1
Tyson Windus	5	0	0
Tom Kiddle	1	0	0
Ronnie McKenna	104	13	0
Dylan Hodge (c)	not out	3	0
Sam Allen	dnb		
Archie Bain	dnb		
Nick Burke	dnb		
Harry Christie	dnb		
Noah Guida	dnb		
Lachlan Norton	dnb		
Extras	0WD, 1NB, 2LB, 1B, 0P	4	
Total	(63 overs)	3/232	

Fall of Wickets: 1-10 Tyson Windus, 2-15 Tom Kiddle, 3-216 Ronnie McKenna

Bowlers	O	M	R	W	Econ	WD	NB
Sam Coutts	18	3	63	1	3.50	-	-
Luke Guest	10	-	44	0	4.40	-	1
Jack Wrigglesworth	12	4	39	1	3.25	-	-
Clinton Ford	10	-	20	0	2.00	-	-
Bailey Sykes	11	-	59	0	5.36	-	-
Brayden Engelen-Baker	2	-	4	1	2.00	-	-



SECOND XI lost to Grovedale at Burdoo Reserve

Newtown & Chilwell 164

Jordan Tegelhuter	c: R Driscoll b: J McDonald	0
Tim Hosking	b: N Harper	42
Oscar Dowling	b: N Harper	0
Jarad Battenally	c: Corey Paull b: N Harper	6
Douglas Bergamin	c: Corey Paull b: N Harper	0
Charlie Windt	b: N Harper	31
Jorden Lewis	b: N Harper	37
Sam Taylor	c: C Paull b: D Haines	9
Lewis Povey	b: N Harper	21
Bailey Young	b: N Harper	0
Arch Fleet	not out	0
Extras	7WD, 1NB, 4LB, 6B, 0P	18
Total	(60.4 overs)	164

Bowlers	O	M	R	W	Econ	WD	NB
Matthew Cogger	11	2	14	0	1.27	-	-
Kelvin Ford	8	2	22	0	2.75	-	-
Daniel Haines	6	0	35	1	5.83	-	-
Nathan Harper	15.4	6	26	8	1.65	-	-
Jack McDonald	8	1	27	1	3.37	-	-
Travis McDonald	12	4	30	0	2.50	-	-

Grovedale 5/165

Kelvin Ford	c: S Taylor b: J Lewis	25
Daniel Haines	b: J Lewis	9
Riley Driscoll	c: J Tegelhuter b: J Lewis	30
Josh Windus	c: C Windt b: A Fleet	38
Corey Paull	b: S Taylor	34
Clayton Paull	c: J Battenally b: S Taylor	15
Travis McDonald	not out	2
Nathan Harper	not out	2
Extras	1WD, NB, 4LB, 2B, 0P	10
Total	(68.4 overs)	6/165

Fall of Wickets: 1-17 Daniel Haines, 2-47 Kelvin Ford, 3-102 Josh Windus, 4-120 Riley Driscoll, 5-152 Clayton Paull, 6-161 Corey Paull

Bowlers	O	M	R	W	Econ	WD	NB
Arch Fleet	6	1	14	1	2.33	-	-
Jorden Lewis	32	11	74	3	2.31	-	-
Sam Taylor	15.4	2	42	2	2.68	-	-
Bailey Young	6	3	4	0	6.66	-	-
Lewis Povey	9	2	25	0	2.77	-	-



THIRD XI defeated Grovedale on Shaw Oval

Newtown & Chilwell 8/259^{cc}

Mahir Patel	c R Scott b L Harper	15
Jacob Harmon	c R Scott b B Slorach	90
Sam Meaney	b J Lindros	1
Andrew Knott (c)	b J Lindros	0
Madden Sadowy	b J Lindros	2
Rodney Kiddle	R Scott b L Dalkin	13
Brendan Twaddle	c B Slorach b B Casey	39
Angus Duff	run out (J McGrath)	51
Mike Chapman	not out	16
Aiden Grace	not out	5
Riley Norton	dnb	
Levi Irving	dnb	
Extras	9 WD, 2NB, 6 LB, 10B	27
Total	(80 overs)	8 cc/259

Bowlers	O	M	R	W	Econ	WD	NB
J McGrath	4	0	13	0	3.25		
P Bonda	10	0	48	0	4.80		
J Lindros	13	0	42	3	3.23		
B Slorach	14	0	46	1	3.28		
B Casey	20	0	41	1	2.05		
L Dalkin	10	0	26	1	2.60		

Grovedale

Elijah Schneider	c & b: A Grace	4
Jack Lindros	bowled	10
Bradley Slorach (c)	bowled	85
Ryder Scott	caught	25
Ben Casey	caught	0
Lachlan Dalkin	bowled	22
Jackson McGrath	stumped M Chapman b	2
Luke Harper	b: B Twaddle	13
Toby Driscoll	b: S Meaney	5
Matthew Harper	c: ? b: J Harmon	1
Prashanth Bonda	not out	2
Extras	4WD, 6NB, 10LB, 4B, 0P	24
Total	(65.2 overs)	193

Fall of Wickets: 1-20 Jack Lindros, 2-25 Elijah Schneider, 3-118 Ryder Scott, 4-118 Ben Casey, 5-161 Lachlan Dalkin, 6-166 Bradley Slorach, 7-170 Jackson McGrath, 8-183 Luke Harper, 9-189 Toby Driscoll, 10-193 Matthew Harper

Bowlers	O	M	R	W	Econ	WD	NB
Brendan Twaddle	23	5	42	5	1.82	-	-
Aidan Grace	19	5	52	1	2.73	-	4
Jacob Harmon	5.2	1	7	1	1.313	-	-
Levi Irving	7	1	26	2	3.71	-	2
Sam Meaney	5	1	11	1	2.20	1	-
Mahir Patel	6	1	41	0	6.83	-	-



FOURTH XI defeated Grovedale at Grovedale College

Grovedale 273

Jordan Haines (c)	run out: B Williams, G Whiteside	0
Ollie Melville	c & b: S Abram	9
Joshua Brady	b: T Levick	0
Jake Gibbs	c: T Levick b: H Meaney	31
Joe Petty	c: M Ainsworth b: S Abram	10
Shaun Petty	c: A O'Connor b: J White	8
Jake Cobb	b: S Abram	56
Mark Brady	b: T Levick	73
Bryson McIntyre	not out	37
Jordan Warner	b: T Levick	2
Jett Hyslop	c: H Meaney b: J White	20
Extras	3WD, 7NB, 7LB, 8B, 0P	25
Total	(79 overs)	273

Bowlers	O	M	R	W	Econ	WD	NB
Henry Meaney	7	1	31	1	4.42	1	-
Andrew Sadowy	2	-	4	0	2.00	-	-
Jordan White (c)	11.2	2	43	2	3.79	-	1
Steven Abram	12	2	50	3	4.16	-	5
Tom Levick	26	8	74	3	2.84	2	1
Charlie Suvoltos	15	2	46	0	3.06	-	-
Barnaby Williams	5	-	11	0	2.20	-	-

Newtown & Chilwell 8/281

Andrew Sadowy	b: J Hyslop	21
Adam O'Connor	b: J Cobb	41
Mark Ainsworth	c: ? b: J Cobb	18
Charlie Suvoltos	c: S Petty b: M Brady	11
Barnaby Williams	b: M Brady	10
Max Inderberg	c: ? b: J Haines	48
Jordan White (c)	c: S Petty b: M Brady	0
Grant Whiteside	lbw: S Petty	22
Tom Levick	not out	68
Steven Abram	not out	3
Henry Meaney	dnb	
Extras	7WD, 12NB, 6LB, 15B, 0P	40
Total	(74 Overs)	8/281

Fall of Wickets: 1-37 Andrew Sadowy, 2-92 Adam O'Connor, 3-95 Mark Ainsworth, 4-115 Charlie Suvoltos, 5-120 Barnaby Williams, 6-127 Jordan White, 7-164 Grant Whiteside, 8-264 Max Inderberg

Bowlers	O	M	R	W	Econ	WD	NB
Jett Hyslop	10	-	32	1	3.20	1	1
Jake Cobb	20	-	68	2	3.40	1	1
Mark Brady	15	-	39	3	2.60	1	2
Ollie Melville	12	-	61	0	5.08	1	2
Shaun Petty	10	-	38	1	3.80	1	2
Jordan Warner	4	-	16	0	4.00	1	2
Jordan Haines (c)	3	-	6	1	2.00	1	2



FIFTH XI round 4 defeated St Peters at Elderslie Reserve

St Peters 141

Matthew Healy	c: A Patching b: J Hastie	21
Will Tamassy	c & b: B Savage	48
Shaun Higgins	c: C Green b: M Suvoltos	33
Fill-in	c: J Hastie b: M Suvoltos	1
Shane Jack	c & b: B Savage	3
Heath Jamieson	c: N Martin b: B Savage	2
David Johnson	c: H Dhamija b: N Martin	6
Adam Cooney	b: R Suvoltos	9
Christopher Jack	c: A Patching b: N Martin	0
Noah Healy	run out: B Savage, A Patching	4
Fill in	not out	1
Extras	4WD, 1NB, 3LB, 5B, 0P	13
Total	(37.1 overs)	141

Fall of Wickets: 1-42 Matthew Healy, 2-109 Will Tamassy, 3-111 Shaun Higgins, 4-114 Player, 5-116 Shane Jack, 6-121 Heath Jamieson, 7-136 David Johnson, 8-136 Christopher Jack, 9-136 Adam Cooney, 10-141 Noah Healy

Bowlers	O	M	R	W	Econ	WD	NB
Zaiden Ainsworth	3	0	24	0	8.00	0	0
Craig Green	2	0	27	0	13.50	0	0
Jack Hastie	8	0	24	1	3.00	3	0
Matt Suvoltos (c)	6	0	20	2	3.33	0	1
Rex Suvoltos	8	1	23	1	2.87	0	0
Nic Martin	2	1	1	2	0.50	0	0
Banjo Savage	8	0	22	3	2.75	1	0

Newtown & Chilwell 3/143

Craig Green	retired not out	50
Adam Patching	c: ? b: Heath Jamieson	29
Harneet Dhamija	not out	38
Banjo Savage	lbw: David Johnson	6
Matt Suvoltos (c)	b: David Johnson	4
Anthony Lean	not out	0
Rex Suvoltos	dnb	
Jack Hastie	dnb	
Rohan Wardle	dnb	
Zaiden Ainsworth	dnb	
Nic Martin	dnb	
Extras	5WD, 9NB, 2LB, 0B, 0P	16
Total	(18.3 overs)	3/143

Bowlers	O	M	R	W	Econ	WD	NB
Fill-in	3	-	28	0	9.33	1	-
Shane Jack	2	-	20	0	10.00	-	-
Shaun Higgins	4	-	24	0	6.00	1	-
Heath Jamieson	3	-	26	1	8.66	2	-
Fill-in	2	-	18	0	9.00	-	-
David Johnson	2	-	13	2	5.20	1	-
Adam Cooney	2	-	14	0	7.00	-	-

FIFTH XI round 5 defeated Highton at Eastern Park 3

Highton 8/169

Anthony Friswell	b: R Suvoltos	2
Matthew Stephens	c: B Savage b: R Harbridge	14
Robert Hosking	c: A Patching b: R Suvoltos	0
Paul Williams	retired not out	53
Kevin Friswell	b: J Hastie	37
Jason Wilde (c)	c: R Harbridge b: M Suvoltos	10
Paul Michell	b: J Hastie	17
Michael Friswell	b: R Suvoltos	3
Lachlan Wilde	b: R Harbridge	12
Riley Trickett	not out	5
Dale Trickett	not out	6
Extras	1WD, 7NB, 2LB, 0B, 0P	10
Total	(40 overs)	8cc/169

Fall of Wickets: 1-13 Anthony Friswell, 2-13 Robert Hosking, 3-58 Matthew Stephens, 4-107 Jason Wilde, 5-133 Paul Michell, 6-142 Kevin Friswell, 7-157 Michael Friswell, 8-162 Lachlan Wilde

Bowlers	O	M	R	W	Econ	WD	NB
Rex Suvoltos	8	2	24	3	3.00	0	1
Zaiden Ainsworth	5	0	38	0	7.60	0	6
Matt Suvoltos (c)	2	0	18	1	9.00	0	1
Rowan Harbridge	8	2	26	2	3.25	0	0
Jack Hastie	8	2	13	2	1.62	1	0
Nic Martin	5	0	22	0	4.40	0	0
Banjo Savage	4	0	26	0	6.50	0	0

Newtown & Chilwell 4/182

Adam Patching	c: P Michell b: D Trickett	44
Harneet Dhamija	retired not out	52
Banjo Savage	lbw: P Williams	38
Anthony Lean	b: M Friswell	17
Rex Suvoltos	not out	7
Matt Suvoltos (c)	c: P Michell b: L Wilde	4
Jack Hastie	not out	12
Zaiden Ainsworth	dnb	
Rohan Wardle	dnb	
Rowan Harbridge	dnb	
Nic Martin	dnb	
Extras	2WD, 6NB, 0LB, 0B, 0P	8
Total	(20 overs)	4/182

Fall of Wickets: 1-63 Adam Patching, 2-156 Banjo Savage, 3-156 Anthony Lean, 4-169 Matt Suvoltos

Bowlers	O	M	R	W	Econ	WD	NB
Michael Friswell	7	1	42	1	6.00	2	5
Dale Trickett	5	0	46	1	9.20	0	1
Lachlan Wilde	4	0	48	1	12.00	0	0
Paul Williams	5	0	45	1	9.00	0	0

BWCC 1sts C grade round 5 lost to Anglesea at Elimatta Reserve #1

Anglesea 4/121cc

Noelle Taylor	not out	39
Hannah Donoghue	b: S Meaney	2
Jessica Croker	lbw: B Milverton	12
Janet Lister (c)	lbw: S Meaney	35
Tija Bormanis	lbw: S Meaney	0
Claire Thomson	not out	4
Extras	8WD, 15NB, 1LB, 5B, 0P	29
Total	(20 overs)	4cc/121

Fall of Wickets: 1-6 Hannah Donoghue, 2-30 Jessica Croker, 3-112 Janet Lister, 4-112 Tija Bormanis


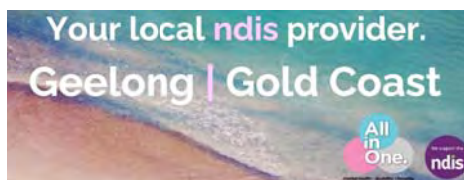
Bowlers	O	M	R	W	Econ	WD	NB
Susan Meaney (c)	4	0	15	3	3.75	2	1
Belinda Milverton	4	0	30	1	7.50	1	3
Mehar Birah	4	0	29	0	7.25	1	3
Harman Birah	3	0	13	0	4.33	1	3
Alice Marquand	1	0	10	0	10.00	0	3
Allison Wedding	4	0	18	0	4.50	3	2

Newtown & Chilwell 5/105cc

Susan Meaney (c)	c: J Croker b: K Higlett	17
Keely Franklin	lbw: J Lister	0
Belinda Milverton	not out	50
Allison Wedding	c: J Lister b: J Croker	0
Alice Marquand	retired not out	11
Florianne Twaddle	c: T Bormanis b: J Lister	0
Kirsty Mellross	b: T Bormanis	2
Harman Birah	not out	0
Mehar Birah	dnb	
Extras	11WD, 13NB, 0LB, 1B, 0P	25
Total	(20 overs)	5 cc/105

Fall of Wickets: 1-7 Keely Franklin, 2-31 Susan Meaney, 3-34 Allison Wedding, 4-97 Florianne Twaddle, 5-102 Kirsty Mellross

Bowlers	O	M	R	W	Econ	WD	NB
Janet Lister (c)	4	0	7	2	1.75	2	0
Kate Higlett	4	0	21	1	5.25	1	3
Jessica Croker	4	1	14	1	3.50	3	1
Hannah Donoghue	4	0	45	0	11.25	2	8
Tija Bormanis	4	0	17	1	4.25	3	1



BWCC 2nds E grade round 5 lost to Modewarre at Mt Moriac synthetic

Newtown & Chilwell 6/71cc

Rebecca Wright	c: L Kahle b: G Cameron	7
Steph Wynd	c & b: B Butler	0
Scarlett Hanneysee	b: G Cameron	0
Maddison Tegelhuter	b: G Cameron	0
Carly White (vc)	run out: E Matthews, K McInnes	15
Leah Irving	c: K McInnes b: L Kahle	11
Jules Holt (c)	not out	11
Mary Malone	not out	0
Zoe Hunter	dnb	
Molly Moloney	dnb	
Extras	12WD, 12NB, 0LB, 3B, 0P	27
Total	(20 overs)	6(cc)/71

Fall of Wickets: 1-3 Steph Wynd,
2-4 Scarlett Hanneysee, 3-4 Maddison Tegelhuter,
4-9 Rebecca Wright, 5-48 Carly White,
6-56 Leah Irving

Bowlers	OM	R	WEcon	WD	NB		
Bryoni Butler	4	0	18	1	4.50	2	1
Georgina Cameron	3	0	7	3	2.33	0	2
Emily Matthews	2	0	9	0	4.50	1	1
Alexandra Sewell	2	0	2	0	1.00	0	0
Sinead Kennelly	2	0	3	0	1.50	0	0
Jessica Cameron	2	0	6	0	3.00	1	0
Kalarni Boddington	1	0	5	0	5.00	1	0
Maddison Quilliam	1	0	5	0	5.00	1	3
Jess Breuer	2	0	7	0	3.50	4	1
Louise Kahle (c)	1	0	6	1	6.00	2	4

Modewarre 1/74

Louise Kahle (c)	retired not out	30
Kalarni Boddington	c & b: J Holt	7
Maddison Quilliam	not out	5
Alexandra Sewell	not out	10
Extras	8WD, 9NB, 2LB, 3B, 0P	22
Total	(16 overs)	1/74

Fall of Wicket: 1-55 Kalarni Boddington

Bowlers	OM	R	W	Econ	WD	NB	
Jules Holt (c)	4	0	16	1	4.00	1	1
Steph Wynd	4	0	12	0	3.00	2	1
Scarlett Hanneysee	3	0	18	0	6.00	2	2
Carly White (vc)	3	0	13	0	4.33	1	3
Maddison Tegelhuter	2	0	10	0	5.00	2	2

BWCC 1sts C grade round 6 defeated Torquay at Quay Reserve

Newtown & Chilwell 2/128cc

	Runs	B	4s	SR	
Bianca Duff	not out	44	44	3	100.00
Lauren Marino	retired not out	50	59	7	84.74
Belinda Milverton	run out	7	7	0	100.00
Allison Wedding	run out	9	14	0	64.28
Keely Franklin	not out	0	3	0	0.00
Alice Marquand	dnb				
Florianne Twaddle	dnb				
Harman Birah	dnb				
Mehar Birah	dnb				
Scarlett Hanneysee	dnb				
Extras	7WD, 7NB, 1LB, 3B, 0P	18			
Total	(20 overs)	2(cc)/128			

Bowlers	O	M	R	W	Econ	WD	NB
Andriana Oliver (c)	4	0	11	0	2.75	0	0
Tara Ingham	4	0	23	0	5.75	0	2
Sarah Boak	4	0	29	0	7.25	2	2
Emily Prior	2	0	16	0	8.00	1	2
Sinead Larkins	1	0	8	0	8.00	2	0
Laura Hogan	1	0	12	0	12.00	2	0
Paige Zotti (c)	4	0	25	0	6.25	2	0

Torquay 4/111cc

Andriana Oliver	c ? b H Birah	15
Laura Hogan	bowled M. Birah	21
Emily Prior	lbw M Birah	11
Paige Zotti	not out	32
Lily Matern	b B Duff	1
Sarah Boak	not out	6
Extras	6WD, 16NB, 3LB, 0B, 0P	25
Total	(20 overs)	4(cc)/111

Fall of Wickets: 1-32 Andriana Oliver,
2-56 Laura Hogan, 3-67 Emily Prior,
4-69 Lily Matern.

Bowlers	O	M	R	W	Econ	WD	NB
Bianca Duff	4	0	15	1	3.75		
Scarlett Hanneysee	4	0	28	0	7.00		
Harman Birah	4	0	28	1	7.00		
Mehar Birah	4	0	20	2	5.00		

BWCC 2nds E grade round 6 defeated Bell Park on Shaw Oval

Bell Park 7/88cc

Jackii Hutchison	c: R Wright b: S Wynd	7
Belinda Saddler	c: R Wright b: J Holt	0
Deborah Kelly	c & b: J Holt	3
Kate Sykes	not out	3
Rhyder Zdybel	c: M Moloney b: J Holt	0
Katrina Lee	retired not out	9
Halina Przystek	b: K Mellross	3
Jordy Taylor	c: K Mellross b: M Tegelhuter	3
Alana Zdybel	not out	2
Amber Leiva	c & b: R Wright	4
Extras	10WD, 40NB, 0LB, 4B, 0P	54
Total	(20 overs)	7(cc)/88

Bowlers	O	M	R	W	Econ	WD	NB
Jules Holt (c)	4	-	13	3	3.25	1	1
Zoe Hunter	1	-	6	0	6.00	-	6
Leah Irving	1	-	5	0	5.00	-	5
Mary Malone	1	-	5	0	5.00	-	5
Kirsty Mellross	2	-	10	1	5.00	2	7
Maddison Tegelhuter	4	1	16	1	4.00	5	9
Rebecca Wright	3	-	22	1	7.33	1	10
Steph Wynd	4	-	7	1	1.75	-	2

Newtown & Chilwell 7/92cc

Rebecca Wright	c: R Zdybel b: D Kelly	4
Leah Irving	not out	18
Steph Wynd	run out	7
Kirsty Mellross	run out	8
Zoe Hunter	run out	0
Molly Moloney	b: J Taylor	0
Maddison Tegelhuter	run out	0
Mary Malone	run out	3
Jules Holt (c)	not out	4
Extras	18WD, 27NB, 0LB, 3B, 0P	48
Total	(20 overs)	7(cc)/92

Fall of Wickets: 1-18 Rebecca Wright,
2-57 Steph Wynd, 3-69 Kirsty Mellross,
4-70 Zoe Hunter, 5-74 Molly Moloney,
6-77 Maddison Tegelhuter, 7-87 Mary Malone

Two more wins in the BWCC top off a great weekend for the Two Blues

The two senior women's sides had wins on Sunday, topping of a highly successful weekend for the Two Blues.

"Torquay fell 20 runs short," said Phil Twaddle, the ever-omniscient coach of all things women's cricket at NCCC.

"Mihar took two wickets.

"Florianne had zero byes in just her second game as 'keeper.

"And Keely's fielding was amazing."

Lauren Marino, another half-century, and Bianca Duff, 44 were the mainstays of the batting for the First XI.

And the number of exclamations from a certain Leah Irving said much about the Second XI game.

Asked if her 18 was her highest score she replied: YES!!!!!!

As ever Jules Holt led the way with the bowling, three wickets as Bell Park Aldridge was held to 78.

Then Leah was supreme in the run chase, confirming her status as one of the finest additions to the club on and off-field stocks over the past few years: Caterer, organiser supreme, motivator, sponsorship-getter, surrogate mother, recruiter, morale booster and now top-scoring batter.

So, when someone whispered presidency material recently, they were being absolutely serious - five exclamation marks and more, serious.



goodSPORTS

Healthy clubs.
Strong communities.

Two Blue scoreboard 2023/24 round 7

FIRST XI lost to East Belmont at Winter Reserve

Umpires: André Conradie & Chris McWaters Scorer: Mark Turnley

East Belmont won the toss and bowled.

A resilient 45 from Newtown & Chilwell coach Tom Meredith underpinned the Two Blues 7-149 in a weather-impacted game at Winter Reserve against the Lions. Meredith's 76-ball knock comprised six boundaries as he was one of the few visitors to withstand the red-ball mastery of East Belmont paceman Dylan Moroney.

Moroney was on fire early knocking over century makers of the previous week, Pat (0) and Ronnie (10) McKenna, along with elegant opener Tyson Windus (17), before returning to claim the scalp of dangerous Two Blues captain Dylan Hodge (27). Constantly under threat, all-rounder Noah Guida dug in for an unbeaten 91-ball 19 to ensure the Combine can advance its score upon resumption next week. Lions' spinner James McMahon maintained the pressure throughout his 10-over spell finishing with 1-13.

A superbly paced unbeaten 62 from Luke Inglis was pivotal to East Belmont's success over Newtown and Chilwell after the Two Blues set the Lions a challenging 199 for victory at Winter Reserve.

The Combine resumed at 7-149 from the previous week and looked to Noah Guida's expansive 56 to drive the tally to 198 before the impressive Dylan Moroney (5-57) and Jack Jenkins (3-48) put an end to the Two Blues' productive rearguard action.

"He batted really well and looked like he might take the game away from us at one stage," Inglis said of Guida's imposing 142-ball knock that comprised seven boundaries.

East Belmont's response began positively with a 72-run opening stand providing the ideal platform as Danny Hegarty (53) and recent Country Victoria selection Shane McNamara (31) effectively repelled the new-ball.

However, when occasional keeper Tyson Windus (2-35) revealed the breadth of his skill set to spin out both openers – and Lachlan Norton's run out of Will Hiser split Pat McKenna's (2-39) removal of Josh Lacey (21) and

Locky Inglis – the Lions were haemorrhaging at 5-143.

"Danny and Shane really took the game on but full credit to Newtown and Chilwell in the way they bowled," Inglis said.

"They did well to rein it back in and draw it out, they were looking to make the game go as long as they could."

The arrival at the crease of two-time Jack Sing medallist Sean O'Neill was accompanied by initial caution before Inglis and O'Neill began to work through the gears on the way to constructing an unbroken and, ultimately, matchwinning 68-run stand. "I think we felt we were in control and just needed to keep going the way we were going," Inglis said.

"We felt that if we had a couple of good overs, we knew we could go from there and have a crack at the win. "So, a couple of good overs here and there made the difference."

O'Neill finished with an unbeaten 22 from a 30-ball innings that included a towering six, while Inglis went at a strike rate of 65 in a measured knock peppered with nine boundaries.

"Sean's obviously a very good player and he's got the runs on the board, he's been in that situation a few times before," Inglis said.

"For me it was about adapting to the situation, remembering just to play what was in front of me."

By Wes Cusworth.



Newtown & Chilwell 198

		Runs	BF	4s	6s	SR
Tyson Windus	c: W Hiser b: D Moroney	17	33	4	0	51.51
Patrick McKenna	c: S O'Neill b: D Moroney	0	8	0	0	0
Tom Meredith	c: D Hegarty b: J McMahon	45	76	6	0	59.21
Ronnie McKenna	c: J Lacey b: D Moroney	10	13	2	0	76.92
Tom Kiddle	run out: Luke Inglis, Lach Inglis	6	20	1	0	30.00
Dylan Hodge (c)	c: D Hegarty b: D Moroney	27	53	0	3	50.94
Noah Guida	c: J Lacey b: J Jenkins	56	142	7	0	39.43
Lachlan Norton	c: L Inglis b: J Jenkins	12	21	3	0	57.14
Archie Bain	c: J McMahon b: D Moroney	8	55	1	0	14.54
Nick Burke	not out	5	32	0	0	15.62
Harry Christie	c: N Quick b: J Jenkins	4	10	0	0	40.00
Extras	0WD, 7NB, 0LB, 1B, 0P	8				
Total	(76 overs)	198				

Fall of Wickets: 1-8 Patrick McKenna, 2-30 Tyson Windus, 3-49 Ronnie McKenna, 4-76 Tom Kiddle, 5-86 Tom Meredith, 6-119 Dylan Hodge, 7-134 Lachlan Norton, 8-153 Archie Bain, 9-192 Noah Guida, 10-198 Harry Christie

Bowlers	O	M	R	W	Econ	WD	NB
Jack Jenkins	16	4	48	3	3.00	0	0
Dylan Moroney	19	4	57	5	3.00	0	6
Noah Quick	5	2	23	0	4.60	0	0
Joshua Lacey	22	9	50	0	2.27	0	1
James McMahon	14	4	19	1	1.35	0	0

East Belmont 5/200

		Runs	BF	4s	6s	SR
Shane McNamara (c)	b: T Windus	31	51	5	0	60.78
Danny Hegarty	c: T Kiddle b: T Windus	53	93	7	0	56.98
Joshua Lacey	st: R McKenna b: P McKenna	21	47	0	0	44.68
Luke Inglis	not out	62	96	9	0	64.58
William Hiser	run out: L Norton	7	18	1	0	38.88
Lachlan Inglis	lbw: Patrick McKenna	0	12	0	0	0.00
Sean O'Neill	not out	22	30	1	1	73.33
Extras	0WD, 4NB, 1LB, 0B, 0P	5				
Total	(57.1 overs)	5/200				

Fall of Wickets: 1-72 Shane McNamara, 2-91 Danny Hegarty, 3-126 Joshua Lacey, 4-135 William Hiser, 5-143 Lachlan Inglis

Bowlers	O	M	R	W	Econ	WD	NB
Dylan Hodge (c)	17	5	36	0	2.11	0	0
Nick Burke	4	1	17	0	4.25	0	0
Archie Bain	3	0	19	0	6.33	0	0
Harry Christie	3	1	9	0	3.00	0	0
Tyson Windus	9.1	2	35	2	3.81	0	1
Patrick McKenna	10	2	39	2	3.90	0	0
Noah Guida	11	2	45	0	4.09	0	3

 Mortgage Choice

SECOND XI

lost to East Belmont
at KFC Oval
Umpire: Kisara DeAlwis

East Belmont 9/295

Mark Freijah	b: J Lewis	6
Dale Boyd	c: J Harmon b: I Hogan	78
Joshua Lees	c: D Fleet b: J Lewis	29
Luca Lorenzen	lbw: B Young	0
Ben Knight	b: Bailey Young	32
James Pullen	c: C Windt b: A Fleet	27
Matthew Miller	c: B Young b: A Fleet	29
Logan Haberfield	c: J Tegelhuter b: S Taylor	41
Zeb Connors	c: O Dowling b: S Taylor	5
Amritpal Singh Chhina	not out	32
Extras	3WD, 9NB, 2LB, 2B, 0P	16
Total	(65.3 overs)	9cc/295

Fall of Wickets: 1-14 Mark Freijah,
2-116 Dale Boyd, 3-117 Luca Lorenzen,
4-136 Joshua Lees, 5-154 Ben Knight,
6-182 James Pullen, 7-209 Matthew Miller,
8-233 Zeb Connors, 9-295 Logan Haberfield

Bowlers	O	M	R	W	Econ	WD	NB
Arch Fleet	13	4	43	2	3.30	1	1
Jorden Lewis	20	4	103	2	5.15	0	0
Bailey Young	13	2	47	2	3.61	0	0
Isaac Hogan	6	0	34	1	5.66	2	5
Jacob Harmon	8	1	33	0	4.12	0	0
Levi Irving	1	0	4	0	4.00	0	0
Sam Taylor	4.3	0	27	2	6.00	0	2

Newtown & Chilwell 241

Jordan Tegelhuter	c: M Freijah b: M Dennerley	2
Darren Fleet	c: J Lees b: D Boyd	99
Isaac Hogan	c: L Haberfield b: M Dennerley	0
Oscar Dowling	lbw: M Miller	4
Douglas Bergamin	c: L Haberfield b: A Singh Chhina	21
Levi Irving	b: M Dennerley	6
Jorden Lewis	not out	75
Jacob Harmon	c: B Klein-Boonschate b: D Boyd	0
Sam Taylor	b: M Dennerley	9
Bailey Young	b: D Boyd	1
Arch Fleet	c: L Haberfield b: M Miller	12
Extras	1WD, 6NB 4LB, 1B, 0P	12
Total	(59.2 overs)	241

Bowlers	O	M	R	W	Econ	WD	NB
Dale Boyd	8	2	19	3	2.37	0	0
A Singh Chhina	6	0	42	1	7.00	0	0
Matt Dennerley	14	3	45	4	3.21	1	4
B Klein-Boonschate	8	2	28	0	3.50	0	1
Joshua Lees	8	2	27	0	3.37	0	0
Luca Lorenzen	7	0	30	0	4.28	0	0
Matthew Miller	9.2	1	45	2	4.82	0	1

THIRD XI

drew with East Belmont
at Winter Reserve no 2

Newtown & Chilwell 6/120cc

Jarad Battenally	b: C Ayres	8
Mihir Patel	c: J Harris b: H Buchanan	15
Mark Ainsworth	c: J Harris b: B Collier	1
Angus Duff	b: H Buchanan	16
Andrew Knott (c)	c: C Ayres b: T Scannell	1
Sam Meaney	not out	24
Madden Sadowy	b: Sam Morey	1
Rodney Kiddle	not out	34
Brendan Twaddle	dnb	
Tom Levick	dnb	
Aidan Grace	dnb	
Extras	2WD, 11NB, 3LB, 4B, 0P	20
Total	(67 overs)	6cc/120

Fall of Wickets: 1-9 Jarad Battenally,
2-12 Mark Ainsworth, 3-43 Angus Duff,
4-44 Andrew Knott, 5-49 Mihir Patel,
6-54 Madden Sadowy

Bowlers	O	M	R	W	Econ	WD	NB
Ben Collier	14	8	22	1	1.57	0	0
Harry Buchanan	12	2	27	2	2.25	1	4
Sam Morey	7	1	17	1	2.42	0	7
Cameron Ayres	20	9	21	1	1.05	0	1
Tom Scannell	7	1	13	1	1.8	50	1
Grant Ward (c)	7	3	13	0	1.85	1	1

East Belmont 8/109

Jack Harris	b: A Grace	2
Joey Long	b: M Patel	14
Aiden Timberlake	b: B Twaddle	0
Grant Ward (c)	c: M Sadowy b: Levick	36
Cameron Ayres	c: A Knott b: Tom Levick	7
Zachary Katos	c: A Knott b: T Levick	1
Robert Dunne	c: T Levick b: B Twaddle	3
Tom Scannell	not out	19
Harry Buchanan	run out: A Knott, A Grace	3
Ben Collier	not out	3
Extras	4WD, 2NB, 5LB, 8B, 0P	19
Total	(57 overs)	8/109

Bowlers	O	M	R	W	Econ	WD	NB
Aidan Grace	18	4	36	1	2.00	-	-
Brendan Twaddle	25	7	31	2	1.24	-	-
Tom Levick	13	5	25	3	1.92	-	-
Mihir Patel	2	1	4	1	2.00	-	-

FOURTH XI

drew with East Belmont
on Shaw Oval

Newtown & Chilwell 8/209

Andrew Sadowy	c: L Breedveld b: E Katos	55
Charlie Suvoltos	b: S Field	6
Barnaby Williams	b: S Field	6
Jack Hastie	c: P Whiteside b: J Williams	3
Max Inderberg	run out: M Adam, T Ollis	18
Riley Norton	not out	34
Zac Stokes (c)	run out: M Adam, R Prakash	13
Anthony Lean	b: H Taylor	26
Tom Agar	c: R Prakash b: H Taylor	11
Jordan White	not out	8
Henry Meaney	dnb	
Extras	2WD, 25NB, 1LB, 1B, 0P	29
Total	(60.5 overs)	8/209

Bowlers	O	M	R	W	Econ	WD	NB
Shane Field	14	2	43	2	3.07	0	0
Evann Katos	10	7	10	1	1.00	0	2
Gordon Kustera	11	3	39	0	3.54	0	1
Ranjeeth Prakash	6	2	27	0	4.50	2	5
Hayden Taylor	12.5	4	31	2	2.41	0	1
James Williams	7	0	57	1	8.14	0	16

East Belmont 9/203

Terry Ollis	b: J Hastie	16
Peter Whiteside	b: J Hastie	0
Zach Mlejnek	c: ? b: T Agar	2
Liam Breedveld (c)	c: ? b: R Norton	80
Max Adam	c: ? b: T Agar	68
James Williams	c: ? b: Riley Norton	3
Ranjeeth Prakash	b: T Agar	6
Shane Field	not out	9
Evann Katos	c: ? b: R Norton	1
Hayden Taylor	c: ? b: R Norton	0
Gordon Kustera	not out	0
Extras	7WD, 1NB, 6LB, 4B, 0P	18
Total	(66 overs)	9/203

Fall of Wickets: 1-5 Peter Whiteside,
2-18 Terry Ollis, 3-22 Zach Mlejnek,
4-137 Liam Breedveld, 5-169 James Williams,
6-185 Ranjeeth Prakash, 7-200 Max Adam,
8-203 Evann Katos, 9-203 Hayden Taylor

Bowlers	O	M	R	W	Econ	WD	NB
Jack Hastie	10	3	20	2	2.00	1	0
Tom Agar	22	8	49	3	2.22	0	0
Zac Stokes (c)	13	1	47	0	3.61	2	0
Henry Meaney	2	-	16	0	8.00	2	-
Jordan White	4	1	16	0	4.00	1	1
Riley Norton	14	3	39	4	2.78	1	0
Charlie Suvoltos	1	-	7	0	7.00	-	-

Let the Man be Hird

It's 10 years since this sold-out President's Dinner.

It made the Channel 7 news, Foxsports News, The Herald Sun and the Geelong Advertiser.

It was so popular people had to be turned away, all of which really irritated the AFL, which is another good reason to celebrate the anniversary.



Then President Phil Morgan, James Hird and Warwick Hadfield at the President's dinner 2013.



Mercedes-Benz
Geelong Vans



FIFTH XI

round 6 defeated Grovedale
at Eastern Park no 3

Grovedale 199

Lachlan Slorach	c: Z Ainsworth b: R Suvoltos	23
Scott Donohue	b: R Suvoltos	0
Cameron Brown	c: J Purcell b: G Meaney	10
Jake Gibbs (c)	c J Purcell b Z Ainsworth	9
Fill-in	c: F Povey b: R Suvoltos	1
Jason Hornibrook	c: J Purcell b: G Meaney	26
Dominic Rettino	b: G Meaney	0
Laine Parker	b: Z Ainsworth	0
Jake Cobb	not out	78
Lachlan Baker	c: M Suvoltos b: N Martin	22
Jake Ross	c: N Martin b: R Wardle	18
Extras	8WD, 2NB, 2LB, 0B, 0P	12
Total	(36.2 overs)	199

Bowlers	O	M	R	W	Econ	WD	NB
Zaiden Ainsworth	5	1	34	2	6.80	1	-
Grant Meaney	8	-	35	3	4.37	-	-
Matt Suvoltos (c)	3	-	13	0	4.33	1	1
Rex Suvoltos	8	2	29	3	3.62	1	1
Rohan Wardle	0.2	-	6	1	18.0	1	-
Craig Green	4	-	24	0	6.00	-	-
Nic Martin	5	-	40	1	8.00	-	-
Banjo Savage	2	-	16	0	8.00	-	-

Newtown & Chilwell 5/203

Craig Green	retired not out	52
Grant Whiteside	retired not out	52
Banjo Savage	c: L Baker b: J Ross	10
Rohan Wardle	c: ? b: J Cobb	8
Matt Suvoltos (c)	b: Scott Donohue	13
Rex Suvoltos	run out	11
Fraser Povey	lbw	28
Grant Meaney	not out	17
Zaiden Ainsworth	not out	0
James Purcell	dnb	
Nic Martin	dnb	
Extras	2WD, 5NB, 4LB, 1B, 0P	12
Total	(30 overs)	5/203

Bowlers	O	M	R	W	Econ	WD	NB
Jason Hornibrook	1	-	16	0	16.00	-	-
Cameron Brown	1.1	-	5	1	4.28	-	-
Scott Donohue	6	-	27	1	4.50	-	-
Fill-in	5	-	37	0	7.40	-	-
Jake Cobb	8	-	52	1	6.50	-	-
Lachlan Baker	4	-	17	0	4.25	-	-
Jake Ross	6	-	44	1	7.33	-	-

btomarkets

An Australian based digital currency exchange

- Trade Bitcoins and Litecoins
- No deposit or withdrawal fees
- Fast domestic bank transfers

<https://btomarkets.net>

FIFTH XI

round 7
drew with East Belmont
at Belmont Common no 2

SA

Corporate affairs advice and services

BWCC 1sts C grade

round 7 defeated St Leonards
on KFC Oval

St Leonards 5/82cc

Kim Pepyat	run out	10
Rachael Davies	b: M Birah	1
Emma Blanch	b: A Wedding	4
Dannielle Jennings	run out	14
Jessica Phillips	c: ? b: M Birah	30
Trudi Kyrou (c)	not out	4
Madi Wiffen	not out	1
Extras	1WD, 13NB, 1LB, 3B, 0P	18
Total	(20 overs)	5cc/82

Fall of Wickets: 1-3 Rachael Davies,
2-16 Emma Blanch, 3-37 Kim Pepyat,
4-67 Dannielle Jennings, 5-79 Jessica Phillips

Bowlers	O	M	R	W	Econ	WD	NB
Susan Meaney (c)	4	-	9	0	2.25	-	-
Mehar Birah	4	-	21	2	5.25	-	-
Bianca Duff	4	-	12	0	3.00	-	-
Allison Wedding	4	-	13	1	3.25	-	-
Belinda Milverton	1	-	4	0	4.00	-	-
Harman Birah	3	-	19	0	6.33	-	-

Newtown & Chilwell 0/83

Lauren Marino	not out	48
Bianca Duff	not out	27
Harman Birah	dnb	
Mehar Birah	dnb	
Keely Franklin	dnb	
Annabelle Johanson	dnb	
Susan Meaney (c)	dnb	
Belinda Milverton	dnb	
Florianne Twaddle	dnb	
Allison Wedding	dnb	
Extras	2WD, 6NB, 0LB, 0B, 0P	8
Total	(11 overs)	0/83

Bowlers	O	M	R	W	Econ	WD	NB
Trudi Kyrou (c)	1	0	10	0	10.00	-	-
Rachael Davies	2	0	28	0	14.00	1	2
Maddy Noakes	3	0	21	0	7.00	0	1
Jessica Phillips	4	0	16	0	4.00	1	2
Madi Wiffen	1	0	8	0	8.00	0	1



BWCC 2nds E grade

round 7 lost to North Geelong
at Osborne Park no 2

Newtown & Chilwell 21

Rebecca Wright	b: A Joyce	1
Alice Marquand	b: A Joyce	1
Steph Wynd	b: R Goyal	2
Erin White	b: A Joyce	0
Leah Irving	b: A Joyce	0
Zoe Hunter	b: A Joyce	0
Jules Holt (c)	c ? b: G Pritchard	0
Mary Malone	b: R Goyal	0
Scarlett Hanneysee	not out	0
Carly White	dnb	
Extras	2WD, 15NB, 0LB, 0B, 0P	17
Total	(17 overs)	21

Fall of wickets: 1-1 Rebecca Wright,
2-11 Alice Marquand, 3-11 Erin White,
4-11 Leah Irving, 5-12 Steph Wynd,
6-15 Jules Holt, 7-17 Mary Malone,
8-21 Zoe Hunter.

Bowlers	O	M	R	W	Econ	WD	NB
Aiysha Fitzsimmons	1	-	1	0	1.00	-	-
Radhika Goyal	3	2	1	2	0.33	-	-
Alex Joyce	4	4	0	5	0.00	-	-
Kirralee Lewis	4	0	6	0	1.50	-	-
Georgia Pritchard	2	0	9	1	4.50	-	-
Gracie Whitford-Price	3	0	6	0	2.00	-	-

North Geelong 0/24

Charlene Quagliaro	not out	5
Mel Rodriguez	not out	8
Extras	7WD, 2NB, 0LB, 2B, 0P	11
Total	(6 overs)	0/26

Bowlers	O	M	R	W	Econ	WD	NB
Jules Holt (c)	2	0	6	0	3.00	-	2
Steph Wynd	2	0	7	0	3.50	-	2
Carly White	1	0	3	0	3.00	-	2
Scarlett Hanneysee	1	0	6	0	6.00	2	1



BWCC 1sts C grade round 8 tied with Queenscliff at Queenscliff

IT'S A TIE!

"You mean a draw," Alan McGilvray, the doyen of cricketer commentators, said to the air steward as his plane headed from Brisbane back to Sydney 63 years.

"No sir, it's a tie."

McGilvray wasn't immediately convinced, and his bemusement was in great part because ties just didn't happen, well not in Test cricket until December, 1960. So much so that, having decided the Test between Richie Benaud's Australians and Frank Worrell's West Indians at the 'Gabbra was heading for a draw, he had decided to leave early, jumped on the next flight and had asked the air steward for a score update from the pilot..



As cricket has broken up into its three formats, there have been ties since, not the least the second tied Test in India in 1986, when the umpire raised his finger and shouted "I am in history" as he gave out Maninder Singh, lbw to Greg Matthews.

There might have been a fair bit of shouting to go with a little bit of Two Blues history when, down in the borough last Sunday, Belinda Milverton began the last over of Susan Meaney's First XI Two Blues and Jessica Fletcher's Queenscliff, no one had any idea which way this game would go.

With the six balls bowled, the Two Blues had taken one wicket but needed another, while Queenscliff, needing six runs to win, had managed just five.

"It was a thriller," said Two Blues coach Phil Twaddle. "There were near runouts, the ball was going everywhere. We had our chances, a few dropped catches, but yeah in the end it's a tie.

"The really pleasing thing is that we are getting better all time. Susan Meaney bowled beautifully and she is really learning the game of cricket, while also applying many of things she brings to us from all her years of experience in elite netball."

Batting first, after the early loss of Lauren Marino, Bianca Duff and Susan Meaney, both with 30s, turned things around and after their allotted 20, the Two Blues were 4-97.

The skipper then got the early breakthroughs, but Queenscliff had depth, their own captain, batting at six and scoring 28. With the opener, Riley Shapter, carrying her bat, that was enough, well not quite enough but the gist is there to get.

In the Two Blues' Second XI Barwon Women's Cricket Competition game on Shaw Oval Steph Wynd produced the heroics as NCCC was chasing after Bannockburn scored 92.

Chasing and in trouble after the dismissals of Keely Franklin and Leah Irving, their only disturbance of the scorers ... forcing them to note their departure and attach a zero to it. Carly White began the rebuild with a vice-captain's knock and when she left for 12, Steph, with assistance from Kirsty Mellross, carried on.

Steph made 31 not out, Kirsty an invaluable 14, the win achieved just four wickets down.

Newtown & Chilwell 4/97 ^{cc}		Runs	B	4s	6s	SR
Lauren Marino	run out: J Fletcher	1	5	0	0	20.00
Bianca Duff	lbw: R Shapter	34	43	2	0	79.06
Susan Meaney (c)	b: J Fletcher	33	54	1	0	61.11
Belinda Milverton	b: A Frankpitt	7	13	0	0	53.84
Florianne Twaddle	not out	7	9	0	0	77.77
Annabelle Johanson	not out	2	1	0	0	200.00
Allison Wedding	dnb					
Erin White	dnb					
Harman Birah	dnb					
Mehar Birah	dnb					
Extras	5WD, 6NB, 1LB, 1B, 0P	13				
Total	(20 overs)	4cc/97				

Fall of Wickets: 1-4 Lauren Marino, 2-69 Bianca Duff, 3-78 Susan Meaney, 4-95 Belinda Milverton

Bowlers	O	M	R	W	Econ	WD	NB
Alexandra Birrell	4	0	26	0	6.50	3	2
Jessica Fletcher (c)	3	0	5	1	1.66	0	0
Amy Muir	4	0	20	0	5.00	1	1
Andrea Frankpitt	3	0	15	1	5.00	0	0
Riley Shapter	4	0	18	1	4.50	1	3
Susan Monahan	2	0	11	0	5.50	0	0

Queenscliff 7/97 ^{cc}		Runs	B	4s	6s	SR
Nicole Beeston	lbw: S Meaney	4	5	1	0	80.00
Riley Shapter	not out	31	52	1	0	59.61
Morgan-Lee Hickey (c)	b: S Meaney	0	2	0	0	0.00
Susan Monahan	b: M Birah	10	5	2	0	200.00
Andrea Frankpitt	c: L Marino b: B Duff	1	5	0	0	20.00
Jessica Fletcher (c)	c: M Birah b: B Duff	28	28	4	0	100.00
Amy Muir	b: S Meaney	6	22	0	0	27.27
Scarlett Birrell	c: F Twaddle b: B Milverton	0	1	0	0	0.00
Alexandra Birrell	not out	3	4	0	0	75.00
Extras	8WD, 4NB, 0LB, 2B, 0P	14				
Total	(20 overs)	7cc/97				

Fall of Wickets: 1-12 Nicole Beeston, 2-12 Morgan-Lee Hickey, 3-23 Susan Monahan, 4-24 Andrea Frankpitt, 5-76 Jessica Fletcher, 6-92 Amy Muir, 7-93 Scarlett Birrell

Bowlers	O	M	R	W	Econ	WD	NB
Susan Meaney (c)	4	0	15	3	3.75	2	1
Mehar Birah	4	0	22	1	5.50	1	0
Bianca Duff	4	0	10	2	2.50	0	0
Harman Birah	4	0	23	0	5.75	3	2
Belinda Milverton	4	0	25	1	6.25	2	1

BWCC 2nds E grade round 8 defeated Bannockburn on Shaw Oval

Bannockburn 5/92 ^{cc}		Runs	B	4s	6s	SR
Paige Weber (c)	retired out	13	31	2	0	41.93
Alisha Nurnaitis (c)	b: J Holt	0	2	0	0	0.00
Matilda Brennan	b: S Wynd	0	10	0	0	0.00
Kylie Starns	run out: C White	15	47	1	1	31.91
Sophie Nurnaitis	run out: K Mellross	2	7	0	0	28.57
Bobbie Knight	not out	28	37	4	0	75.67
Tahlia Kurganovs	not out	0	0	0	0	0
Extras	5WD, 25NB, 2LB, 2B, 0P	34				
Total	(20 overs)	5cc/92				

Bowlers	O	M	R	W	Econ	WD	NB
Jules Holt (c)	4	0	16	1	4.00	1	1
Steph Wynd	4	0	13	1	3.25	1	2
Keely Franklin	1	0	5	0	5.00	0	5
Carly White (vc)	4	0	24	0	6.00	3	0
Scarlett Hanneysee	4	0	11	0	2.75	0	2
Leah Irving	1	0	9	0	9.00	0	8
Zoe Hunter	1	0	3	0	3.00	0	1
Kirsty Mellross	1	0	8	0	8.00	1	6

Newtown & Chilwell 4/93 ^{cc}		Runs	B	4s	6s	SR
Keely Franklin	c: P Weber b: A Wellington	0	4	0	0	0.00
Leah Irving	run out	0	10	0	0	0.00
Carly White (vc)	b: K Starns	12	24	2	0	50.00
Steph Wynd	not out	27	50	3	0	54.00
Kirsty Mellross	b: A Wellington	14	21	2	0	66.66
Scarlett Hanneysee	not out	1	6	0	0	16.66
Jules Holt (c)	dnb					
Zoe Hunter	dnb					
Mary Malone	dnb					
Molly Moloney	dnb					
Extras	8WD, 4NB, 4LB, 3B, 0P	39				
Total	(16.2 overs)	4cc/93				

Fall of Wickets: 1-0 Keely Franklin, 2-11 Leah Irving, 3-45 Carly White, 4-85 Kirsty Mellross

Bowlers	O	M	R	W	Econ	WD	NB
Alicia Wellington	4	0	23	2	5.75	2	0
Sophie Nurnaitis	3	0	13	0	4.33	2	4
Tahlia Kurganovs	2	0	10	0	5.00	2	2
Paige Weber (c)	2.2	0	11	0	4.71	1	3
Alisha Nurnaitis (c)	1	0	7	0	7.00	0	3
Kylie Starns	2	0	11	1	5.50	0	6
Matilda Brennan	2	0	11	0	5.50	1	6



Two Blue scoreboard 2023/24 round 8



Men's cancelled due to wet weather

BWCC 1sts C grade round 9 lost to Wallington on Shaw Oval

BIANCA DUFF BOWLING HEROICS NOT ENOUGH AGAINST POWERFUL WALLINGTON

The Two Blues BWCC First XI went down to a crack Wallington side despite a mighty bowling effort from Bianca Duff.

Bianca took 4 for 14 from her four overs, including a double wicket maiden, as an under-strength NCCC side kept the second top team in the competition to 122.



Bianca Duff

The Two Blues reply got off to a rocky start with both Bianca and run-machine Lauren Marino falling to amazing catches.

"They win matches," said coach Phil Twaddle after his side was dismissed for 63.

"Our top order has been a mainstay for us this season, but it wasn't to be this time.

"We were missing a few players and at time our inexperience showed.

"But that's cricket, and when we get to pick our best side again, I am scared of no one.

"Having said that, the players we did put on the park gave their absolute best, and that's fantastic, there's a lot of spirit there."

Wallington 7cc/122

	Runs	B	4s	6s	SR
Sarah Kelsall (c) c: E White b: B Duff	2	6	0	0	33.33
Christie Ralph c: F Twaddle b: B Duff	48	44	7	0	109.09
Prue Davies c: L Marino b: M Gavin	5	18	0	0	27.77
Ruby Wright c: M Gavin b: H Birah	36	34	6	0	105.88
Melanie Kelsall b: A Johanson	13	13	1	0	100.00
Tara Smith c: M Gavin b: B Duff	3	9	0	0	33.33
Skye Cook not out	1	2	0	0	50.00
Jemima Cartin b: B Duff	0	3	0	0	0.00
Maresa Annand not out	0	2	0	0	0.00
Extras 0WD, 12NB, 0LB, 2B, 0P	14				
Total (20 overs)	7cc/122				

Fall of Wickets: 1-12 Sarah Kelsall, 2-37 Prue Davies, 3-94 Christie Ralph, 4-109 Ruby Wright, 5-119 Melanie Kelsall, 6-122 Tara Smith, 7-122 Jemima Cartin

Bowlers	O	M	R	W	Econ	W	NB
Bianca Duff	4	0	14	4	3.50	0	1
Mehar Birah	4	0	19	0	4.75	0	0
Harman Birah	4	0	32	1	8.00	0	4
Michelle Gavin (vc)	4	0	18	1	4.50	0	4
Annabelle Johanson	4	0	37	1	9.25	0	3

Newtown & Chilwell 63

	Runs	B	4s	6s	SR
Lauren Marino c: C Ralph b: J Cartin	4	10	0	0	40.00
Bianca Duff c: M Kelsall b: R Wright	7	12	1	0	58.33
Kate Seiffert b: J Cartin	4	12	0	0	33.33
Michelle Gavin c: T Smith b: P Davies	16	27	0	0	59.25
Florianne Twaddle b: R Wright	6	12	0	0	50.00
Annabelle Johanson b: J Cartin	7	19	0	0	36.84
Harman Birah b: P Davies	1	2	0	0	50.00
Mehar Birah not out	3	8	0	0	37.50
Erin White b: C Ralph	3	5	0	0	60.00
Extras 4WD, 6NB, 0LB, 2B, 0P	12				
Total (18.4 overs)	63				

Fall of Wickets: 1-12 Bianca Duff, 2-15 Lauren Marino, 3-25 Kate Seiffert, 4-39 Florianne Twaddle, 5-57 Annabelle Johanson, 6-60 Harman Birah, 7-60 Michelle Gavin, 8-63 Erin White

Bowlers	O	M	R	W	Econ	W	NB
Ruby Wright	4	0	13	2	3.25	1	1
Prue Davies	3	0	8	2	2.66	0	0
Jemima Cartin	4	0	17	3	4.25	2	3
Tara Smith	4	0	11	0	2.75	0	1
Christie Ralph	3.4	0	15	1	4.09	1	1

Your local **ndis** provider.

Geelong | Gold Coast

All in One. We support the **ndis**

mental health • disability • housing

BWCC 2nds E grade round 9 defeated Geelong West at Bakers Oval

BIG WIN FOR SECOND XI

The Second XI had a powerful win over Geelong West at Bakers Oval.

The Rams scored 60, a tally chased down by the Two Blues for the loss of two wickets.

"After winning the toss we were off to a great start," said vice-captain Carly White.

"Jules and Steph bowled some excellent overs and Zoe got her first catch, securing the early wicket we needed to keep the momentum going.

"Maddie and Carly bowled well against the wind as the second and third wickets fell.

"Bec was fabulous behind the stumps with a catch and a quick run out.



Bec Wright

"Keely was a ball magnet and fielded extremely well out on the boundary.

"Alice bowled a couple of great overs, landing the ball right at the batters' toes making them hard to hit.

"Keely and Bec continue to shine as they open the batting, smashing them all over the ground."

The vice-captain, too, played her role with the bat after Bec was dismissed lbw.

When Carly was run out, only three more runs were required, and soon after with Jules at the wicket, the job was done.

"Everyone played so well today," Carly said.

"Our fielding was tight, the bowling was on point and we smashed it with the batting."



Geelong West 4cc/60

	Runs	B	4s	6s	SR
Gail Cook (c) c: R Wright b: M Tegelhuter	16	38	0	0	42.10
Gabby Alessi c: Z Hunter b: J Holt	1	1	1	0	09.09
Miette Craven-Briggs. not out	8	51	0	0	15.68
Chloe Kearney run out: Rebecca Wright	5	7	0	0	71.42
Grace Viccars c: R Wright b: C White	2	24	0	0	8.33
Fill-in not out	1	1	0	0	100.00
Matilda McLeod-Hoskin	dnb				
Ava Harvey	dnb				
Fill-in	dnb				
Extras 3WD, 22NB, 0LB, 2B, 0P	27				
Total (20 overs)	4cc/60				

Bowlers

	O	M	R	W	Econ	WD	NB
Jules Holt (c)	4	-	5	1	1.25	-	-
Zoe Hunter	1	-	8	0	8.00	-	-
Mary Malone	1	-	5	0	5.00	-	-
Alice Marquand	2	-	10	0	5.00	-	-
Maddison Tegelhuter	4	-	11	1	2.75	-	-
Carly White (vc)	4	-	11	2	2.75	-	-
Steph Wynd	4	-	10	0	2.50	-	-

Newtown & Chilwell 2/62

Keely Franklin	not out	22
Rebecca Wright	lbw: C Kearney	10
Carly White (vc)	run out	8
Jules Holt (c)	not out	1
Zoe Hunter	dnb	
Leah Irving	dnb	
Mary Malone	dnb	
Alice Marquand	dnb	
Maddison Tegelhuter	dnb	
Steph Wynd	dnb	
Extras 3WD, 18NB, 0LB, 0B, 0P	21	
Total (14 overs)	2/62	

Bowlers

	O	M	R	W	Econ	WD	NB
Miette Craven-Briggs	2	-	6	0	3.00	-	-
Ava Harvey	2	-	10	0	5.00	-	-
Chloe Kearney	3	-	8	1	2.66	-	-
Matilda McLeod-Hoskin	2	-	8	0	4.00	-	-
Fill-in	2	-	9	0	4.50	-	-



POWERFUL COMMUNICATIONS, SIMPLY

Two Blue scoreboard 2023/24 round 9

FIRST XI lost to Highton on KFC Oval

Umpires: Trevor Anderson & Greg Illingworth Scorers: Mark Turnley & Steve McDonald
Highton won the toss and batted.



A sublime 124-ball 147 from Greg Willows was pivotal to Highton's 153-run thrashing of Newtown & Chilwell, leaving Highton just three points from the top bracket at the turn of the season.

It was the second century in three hits from the one-time England Under-19 squad member as he took his season's tally to 494 runs at 61.75.

The elegant Heat import struck 88 runs in boundaries - 13 fours and six sixes - finding allies in Jack Cook (32) and emerging talent Zac Wills (28) along the way, as the visitors to KFC Oval plundered 6-287.

"We were talking before the game that if we won here, we would be well in

contention to play finals," Willows said post-game.

"My previous century at Lara was in a two-day setting where you don't have to stress about scoring boundaries all the time.

"This game was quite different, the pitch was really good for batting and boundaries could come quite easily, so it was a matter of getting in, take it deep and then trying to really cash in through the last 10 overs."

Seamers Dylan Hodge (2-50) and Nick Burke (2-39) were the only multiple wicket takers for the Two Blues.

Sensing the need for a brisk beginning to its response, skipper Dylan Hodge (11) opted to open the batting for the

Combine, although a steady procession of wickets prevented the innings from ever really gaining traction.

Six players reached double figures, although it was batting prodigy Tom Kiddle, son of GCA batting maestro Rod Kiddle, who top scored with 30.

The Heat's rounded bowling attack once again bore fruit with spinners Nash Viney (2-32) and Fionn Neeson (2-33) impacting the game, while skipper Nathan McCoach shares the lead of the GCA1 wicket tally with Lara's Daniel Blatherwick with 16, following his 2-23. Towering talent Errol Burns was the best rewarded of Highton's line-up with 3-17.

By Wes Cusworth

Highton 6cc/286

		Runs	BF	4s	6s	SR
Jack Cook	c: P McKenna b: N Burke	32	55	1	0	58.18
Lewis Campbell	c: T Windus b: N Burke	20	44	0	1	45.45
Gregory Willows	b: D Hodge	147	124	13	6	118.54
Zac Wills	lbw: T Windus	28	30	0	1	93.33
Brady Somers	lbw: D Hodge	16	27	2	0	59.25
Andrew Murden	not out	21	25	0	0	84.00
Matthew Tattersall	run out: R McKenna	0	1	0	0	0.00
Errol Burns	dnb					
Fionn Neeson	dnb					
Nash Viney	dnb					
Nathan McCoach	dnb					
Extras	12WD, 6NB, 4LB, 0B, 0P	22				
Total	(50 overs)	6cc/286				

Fall of Wickets: 1-39 Lewis Campbell, 2-92 Jack Cook, 3-148 Zac Wills, 4-199 Brady Somers, 5-286 Gregory Willows, 6-286 Matthew Tattersall

Bowlers	O	M	R	W	Econ	WDNB
Jordan Lewis	10	1	32	0	3.20	0 0
Dylan Hodge (c)	10	0	50	2	5.00	2 1
Nick Burke	8	0	39	2	4.87	2 1
Lachlan Norton	5	0	31	0	6.20	1 0
Joshua Norman	7	0	36	0	5.14	1 2
Tyson Windus	3	0	29	1	9.66	0 1
Noah Guida	7	0	65	0	9.28	6 1

Newtown & Chilwell 133

		Runs	BF	4s	6s	SR
Patrick McKenna	c: ? b: N McCoach	0	7	0	0	0.00
Dylan Hodge (c)	c: B Somers b: N Viney	11	12	2	0	91.66
Tyson Windus	b: M Tattersall	18	48	2	0	37.50
Ronnie McKenna	lbw: N Viney	12	15	0	0	80.00
Tom Kiddle	c: F Neeson b: E Burns	30	47	4	0	63.82
Chay Deary	c: M Tattersall b: N McCoach	21	26	2	1	80.76
Noah Guida	c: N Viney b: F Neeson	11	22	1	0	50.00
Lachlan Norton	c: G Willows b: E Burns	2	7	0	0	28.57
Jordan Lewis	not out	4	13	0	0	30.76
Nick Burke	c: G Willows b: F Neeson	0	5	0	0	0.00
Joshua Norman	c: J Cook b: E Burns	3	13	0	0	23.07
Extras	9WD, 1NB, 0LB, 6B, 5P	21				
Total	(35.4 overs)	133				

Fall of Wickets: 1-6 Patrick McKenna, 2-28 Dylan Hodge, 3-49 Ronnie McKenna, 4-64 Tyson Windus, 5-100 Chay Deary, 6-116 Tom Kiddle, 7-120 Lachlan Norton, 8-122 Noah Guida, 9-124 Nick Burke, 10-133 Joshua Norman

Bowlers	O	M	R	W	Econ	WDNB
Nash Viney	8	1	32	2	4.00	1 0
Nathan McCoach (c)	7	1	23	2	3.28	2 0
Matthew Tattersall	5	1	17	1	3.40	3 0
Fionn Neeson	8	0	33	2	4.12	3 0
Errol Burns	7.4	0	17	3	2.21	0 1



btomarkets

An Australian based digital currency exchange

- Trade Bitcoins and Litecoins
- No deposit or withdrawal fees
- Fast domestic bank transfers

<https://btomarkets.net>



SECOND XI defeated Highton at McDonald Reserve

Highton 8cc/233

Henry Bayston	c: T Patterson b: S Taylor	8
Josh Conway (c)	c: T Patterson b: A Fleet	0
Ethan Coffey	c&b: E Guida	24
Mekhi Farr	c: E Guida b: J Tegelhuter	78
Corey Bampfield	c: E Guida b: J Tegelhuter	42
Shane Kelton	c: T Patterson b: S Taylor	8
Cooper Hocking	c: T Patterson b: B Young	1
Clayton Ryan	c: J Battenally b: A Fleet	22
Hayden Burns	b: B Young	14
William Ritchie	not out	1
Darcy Waller	not out	4
Extras	26WD, 4NB, 0LB, 1B, 0P	31
Total	(50 overs)	9cc/233

Fall of Wickets: 1-1 Josh Conway, 2-13 Henry Bayston, 3-78 Ethan Coffey, 4-170 Corey Bampfield, 5-188 Shane Kelton, 6-188 Mekhi Farr, 7-193 Cooper Hocking, 8-228 Clayton Ryan, 9-228 Hayden Burns

Bowlers	O	M	R	W	Econ	WD	NB
Sam Taylor	10	-	49	2	4.90	10	2
Arch Fleet	7	-	35	2	5.00	7	-
Ethan Guida	4	-	15	1	3.75	-	-
Bailey Young	9	-	48	2	5.33	4	-
Isaac Hogan	10	-	51	0	5.10	3	2
Jordan Tegelhuter	10	2	34	2	3.40	2	-

Newtown & Chilwell 6/234

Isaac Hogan	c: H Bayston b: H Burns	0
Jordan Tegelhuter	c: H Burns b: D Waller	10
Jarad Battenally	c: J Conway b: C Ryan	78
Tom Patterson	c: D Waller b: J Conway	81
Oscar Dowling	b: H Burns	0
Charlie Windt	b: J Conway	30
Ethan Guida	not out	13
Lewis Povey	not out	3
Arch Fleet	dnb	
Sam Taylor	dnb	
Bailey Young	dnb	
Extras	12WD, 7NB, 0LB, 0B, 0P	19
Total	(44 overs)	6/234

Fall of Wickets: 1-12 Isaac Hogan, 2-13 Jordan Tegelhuter, 3-129 Jarad Battenally, 4-129 Oscar Dowling, 5-200 Charlie Windt, 6-224 Tom Patterson

Bowlers	O	M	R	W	Econ	WD	NB
Hayden Burns	10	2	32	2	3.20	2	1
Darcy Waller	5	0	36	1	7.20	4	0
William Ritchie	5	0	34	0	6.80	1	0
Mekhi Farr	8	1	49	0	6.12	2	6
Clayton Ryan	10	0	56	1	5.60	3	0
Josh Conway (c)	6	0	27	2	4.50	2	0

THIRD XI defeated Highton on Shaw Oval

Newtown & Chilwell 5cc/225

Brendan Twaddle	b: L Farr	21
Rodney Kiddle	c: G Greenhalgh b: T Johnson	86
Mark Ainsworth	c: ? b: L Clifford	2
Douglas Bergamin	c: ? b: S Burch	56
Tom Levick	c: ? b: T Johnson	14
Andrew Knott (c)	not out	25
Matthew Scott	not out	9
Aidan Graceq	dnb	
Jacob Harmon	dnb	
Sam Meaney	dnb	
Adam Kalz	dnb	
Extras	2WD, 2NB, 2LB, 4B, 0P	10
Total	(45 overs)	5cc/223

Fall of Wickets: 1-36 Brendan Twaddle, 2-49 Mark Ainsworth, 3-137 Rodney Kiddle, 4-159 Tom Levick, 5-195 Douglas Bergamin

Bowlers	O	M	R	W	Econ	WD	NB
Lachie Farr	9	3	41	1	4.55	0	1
Lachlan Clifford	9	3	35	1	3.88	0	0
Surry Burch	9	1	37	1	4.11	2	0
Braxton Hassett	8	3	34	0	4.25	0	0
Jacob Lonsdale	5	0	37	0	7.40	0	0
Tim Johnson	4	0	25	2	6.25	0	1
Glenn Greenhalgh	1	0	8	0	8.00	0	0

Highton 151

James Lyon	c: M Ainsworth b: A Kalz	1
Glenn Greenhalgh	c: S Meaney b: B Twaddle	8
Harry Emerson	c: M Ainsworth b: T Levick	7
Tim Johnson	c: A Grace b: A Kalz	5
Ben Lodge	c: T Levick b: J Harmon	29
Braxton Hassett	c: J Harmon b: A Kalz	7
Joel Haynes	c: R Kiddle b: A Kalz	9
Jacob Lonsdale (c)	c: T Levick b: B Twaddle	32
Lachlan Clifford	c: R Kiddle b: S Meaney	22
Lachie Farr	c: R Kiddle b: A Grace	12
Surry Burch	not out	0
Extras	1WD, 2NB, 2LB, 4B, 0P	9
Total	(40.5 overs)	151

Fall of Wickets: 1-11 Glenn Greenhalgh, 2-26 James Lyon, 3-33 Harry Emerson, 4-35 Tim Johnson, 5-46 Braxton Hassett, 6-84 Joel Haynes, 7-84 Ben Lodge, 8-114 Lachlan Clifford, 9-151 Lachie Farr, 10-151 Jacob Lonsdale

Bowlers	O	M	R	W	Econ	WD	NB
Brendan Twaddle	7.5	-	19	2	2.42	-	1
Aidan Grace	8	2	27	1	3.37	-	-
Adam Kalz	9	2	24	4	2.66	-	-
Tom Levick	4	-	16	1	4.00	1	-
Jacob Harmon	9	1	38	1	4.22	-	-
Sam Meaney	3	1	21	1	7.00	-	1

FOURTH XI defeated Highton at McDonald Reserve #2

Highton 8cc/172

Akul Singh	st: M Chapman b: R Norton	78
Jake Wilde	c: B Williams b: J Gordon	3
Koby Coffey	c: M Sadowy b: Z Stokes	14
Matt Emerson	c: M Sadowy b: Z Stokes	26
Arki Searle	c: A Sadowy b: J White	14
Chris Preston	c: T Agar b: Z Stokes	4
Chris Farr (c)	c&b: Jordan White	0
Edward Boyer	c: M Chapman b: T Agar	10
Riley Fuller	not out	0
Wilbur Emerson	not out	1
Mitchell Harrison	dnb	
Extras	7WD, 2NB, 0LB, 9B, 0P	18
Total	(45 overs)	8cc/172

Fall of Wickets: 1-28 Jake Wilde, 2-91 Koby Coffey, 3-117 Akul Singh, 4-147 Arki Searle, 5-159 Chris Preston, 6-160 Chris Farr, 7-160 Matt Emerson, 8-171 Edward Boyer

Bowlers	O	M	R	W	Econ	WD	NB
Tom Agar	7	-	29	1	4.14	-	-
Jack Gordon	9	2	19	1	2.11	1	-
Jack Hastie	7	1	20	0	2.85	4	-
Zac Stokes	9	2	23	3	2.55	2	1
Jordan White (c)	4	1	12	2	3.00	-	-
Riley Norton	9	-	60	1	6.66	-	1

Newtown & Chilwell 9cc/177

Andrew Sadowy	c: K Coffey b: W Emerson	69
Jordan White (c)	c: R Fuller b: C Farr	10
Mihir Patel	c: C Preston b: C Farr	9
Madden Sadowy	c: ?b: M Emerson	21
Barnaby Williams	c: M Harrison b: M Emerson	2
Jack Hastie	b: M Emerson	2
Zac Stokes	c: ?b: M Emerson	14
Riley Norton	run out: Akul Singh	3
Mike Chapman	b: R Fuller	7
Tom Agar	not out	9
Jack Gordon	not out	16
Extras	6WD, 2NB, 3LB, 3B, 0P	14
Total	(45 overs)	9cc/177

Fall of Wickets: 1-28 Jordan White, 2-53 Mihir Patel, 3-110 Madden Sadowy, 4-124 Andrew Sadowy, 5-124 Barnaby Williams, 6-131 Jack Hastie, 7-143 Zac Stokes, 8-147 Riley Norton, 9-151 Mike Chapman

Bowlers	O	M	R	W	Econ	WD	NB
Chris Preston	9	0	26	0	2.88	0	0
Chris Farr (c)	9	1	31	2	3.44	1	0
Edward Boyer	6	1	23	0	3.83	0	1
Mitchell Harrison	6	0	31	0	5.16	0	1
Matt Emerson	8	1	33	4	4.12	0	0
Wilbur Emerson	5	0	15	1	3.00	0	4
Riley Fuller	2	0	12	1	6.00	1	0



FIFTH XI

defeated Highton
at Eastern Park #3

Newtown & Chilwell 5cc/285

Craig Green	retired not out	50
Adam O'Connor	c: ? b: P Williams	36
Charlie Suvoltos	retired not out	50
Matt Suvoltos (c)	b: D Trickett	4
Harnet Dhamija	retired not out	50
Max Inderberg	c: G Dundas b: L Dundas	15
Anthony Lean	c: ? b: L Wilde	39
Rex Suvoltos	c: ? b: L Wilde	4
Steven Abram	not out	13
James Purcell	not out	9
Henry Meaney	dnb	
Extras	1WD, 8NB, 5LB, 1B, 0P	15
Total	(40 overs)	5cc/285

Fall of Wickets: 1-84 Adam O'Connor,
2-111 Matt Suvoltos, 3-240 Max Inderberg,
4-263 Rex Suvoltos, 5-264 Anthony Lean

Bowlers	O	M	R	W	EconWD	NB	
Michael Friswell	3	0	29	0	9.66	0	2
Lachlan Wilde	6	0	50	2	8.33	0	1
Paul Williams	2	0	18	1	9.00	0	0
Sean Coffey	5	1	30	0	6.00	0	0
Dale Trickett	8	0	54	1	6.75	0	2
Greg Dundas (c)	5	0	24	0	4.80	0	1
Lachlan Dundas	5	0	38	1	7.60	1	1
Davin Reid	3	0	14	0	4.66	0	0
Riley Trickett	3	0	22	0	7.33	0	0

Highton 236

Greg Dundas (c)	b: H Meaney	29
Lachlan Wilde	c: J Purcell b: C Suvoltos	27
Jason Wilde	c: J Purcell b: H Meaney	0
Paul Williams	c: M Suvoltos b: A Lean	75
Davin Reid	b: A Lean	58
Riley Trickett	c: J Purcell b: C Suvoltos	1
Charlie Wyatt	c: A O'Connor b: M Suvoltos	22
Sean Coffey	c: C Green b: M Suvoltos	5
Dale Trickett	not out	6
Lachlan Dundas	c: J Purcell b: M Suvoltos	1
Michael Friswell	dnb	
Extras	2WD, 6NB, 3LB, 1B, 0P	12
Total	(38.5 overs)	9/236

Fall of Wickets: 1-57 Greg Dundas,
2-57 Jason Wilde, 3-68 Lachlan Wilde,
4-124 Riley Trickett, 5-192 Sean Coffey,
6-197 Charlie Wyatt, 7-200 Lachlan Dundas,
8-226 Paul Williams, 9-236 Davin Reid

Bowlers	O	M	R	W	EconWD	NB	
Rex Suvoltos	5	-	27	0	5.40	-	1
Anthony Lean	6.5	-	31	2	3.79	3	-
Henry Meaney	5	1	35	2	7.00	1	1
Charlie Suvoltos	8	-	58	2	7.25	-	-
Steven Abram	6	-	26	0	4.33	1	1
Craig Green	4	-	19	0	4.75	-	-
Matt Suvoltos (c)	4	-	36	3	9.00	1	-



Corporate affairs advice and services



metricon

Regional Victoria's local builder.

James Purcell 200 matches

James PURCELL

Debut season 2005/06

18 December 2023	1STS	2NDS	3RDS	4THS	5THS	6THS	7THS	BW1sts	BW2nds	TOTAL
GAMES PLAYED			3	10	107	57	23			200
PREMIERSHIPS			-	-	1	-	-			1
INNINGS			3	7	83	39	21			153
NOT OUTS			2	3	20	8				33
HIGHEST SCORE			12no	29	42no	30	35			42no
AGGREGATE RUNS			14	56	660	226	166			1122
AVERAGE			14.00	14.00	10.48	7.29	7.90			9.35
DUCKS					11	10	4			25
CENTURIES										
50s										
CATCHES			1	5	80	43	20			149
STUMPINGS				1	22	4	3			27
OVERS BOWLED					1	1	3			5
MAIDENS					0	0	0			0
WICKETS					1	0	0			1
RUNS					16	11	11			38
AVERAGE					16.00	?	?			38.00
5 wickets/innings										
BEST BOWLING					1/16	0/11	0/11			1/16
BALLS PER WICKET					6.00	?	?			30.00
RUNS PER OVER					16.00	11.00	3.67			7.60
TOTAL GAMES PLAYED										200
TOTAL PLAYING DAYS										220

Newtown & Chilwell Cricket club presents

NCCC GOLF DAY 2023/24

FRIDAY 2ND FEBRUARY 2024

THE SANDS GOLF CLUB

- Single Entry \$150
- Team Entry (4) \$600
- *Carts Included

PRIZES

Team prizes
Longest Drive
NTP X3
Putting Contest
Raffles

AGENDA

8:00am - 8:30am Golf Registration & Lite Breakfast
9:00am - 2:00pm Shotgun Start - 18 Holes
2:00pm - 3:00pm Lunch, Drinks & Presentation
4pm onwards Diggers Arms Hotel Post match

FORMAT

- Teams of 4
- Gentsomes

Gentsomes Rules - [CLICK HERE!](#)

BOOK HERE

Enquiries : dhodge@tlaworldwide.com / 0400213634

Two Blue scoreboard 2023/24 round 10



FIRST XI defeated St Josephs on KFC Oval



Umpires: Brad Clarke & Steve Keating
Scorers: Mark Turnley & Les Port
Dylan Hodge won the toss and sent St Josephs in.

Archie proves the Bain of existence for St Joseph's by Wes Cusworth

Newtown & Chilwell's Archie Bain will be well justified in a plea for an elevation up the order as the Two Blues' nightwatchman anchored Saturday's seven-wicket defeat of St Joseph's with an unbeaten 59 at KFC Oval.

"I think he showed our whole team how, if you bat time, if you're patient, you pick a couple of shots for the whole day, you'll end up making runs," delighted captain Dylan Hodge said post-match.

"St Joey's bowled quite well, with a good mix of spinners, pace bowlers and general good consistency.

"But Archie knew his game plan the whole time, he stuck to it, he didn't vary from it and didn't look fussed at all."

Resuming at 2-50, after 105 minutes were lost to rain, Bain demonstrated a resolve that belied his 19 years in negotiating a testing St Joseph's attack to compile his career-high score from 141 balls, in an innings punctuated by seven fours.

"It wasn't really a surprise as we've known how well he can bat," Hodge said.

"Archie batted high in the APS (Associated Public Schools) for Geelong College the last couple of seasons, and we were thinking about trying to give different guys like Archie and Noah Guida a hit inside the top five, and it just worked out well.

"Last week was a chance to come in as a nightwatchman and now he's cashed in and it's going to be hard to move him.

"Hopefully he'll take some confidence out of it as he bowled bloody well the week before as well for 3-30, so he's in good form."

Bain drew on the experience of more senior opener Pat McKenna who struck a 123-ball 51 before falling to the visitors' only multiple wicket taker Ryan Simmonds (2-23).

"He has experience that you can't buy," Hodge said of McKenna.

"Pat has basically assessed the situation for us; the whole week he's said how they're going to be trying to get us out, how we should try and counter it and how we're going to go about knocking off the run chase.

"Instead of waiting for anyone else to do it, he put us on his back with Archie and went out there and did it himself.

"So, it's no surprise, he's done that a few times for us now where he goes in and opens the batting in the toughest spot; he's probably got one of the best cricket brains I've ever played with."

The win sees the Two Blues rise from the bottom of the ladder and remarkably sit just one win outside the top four with four two-day games remaining.

"I think confidence is a massive thing in cricket and while we didn't have the greatest first half of the season, I can't fault anyone that's come back post-Christmas," Hodge said.

"We've come in, we've trained hard for the last two weeks, and confidence and morale are up; we're behind the ledger at the moment, but not by much, so, it's in our own hands.

"We play North Geelong, and then Highton, so I think a lot of those games in the back half are probably going to be 12-point games, where we're all going to be fighting for one spot between a few of us.

"That's the good thing about this season, I think all eight teams can still make it at this stage."

Meanwhile on day one...

St Joseph's Jack Riding has credited Newtown & Chilwell's bowling while at the same time holding hope runs on the board have his side positioned for victory, despite the Two Blues needing only 101 more runs with eight wickets remaining in the game at KFC Oval.

The Joeys were looking to set a sizeable challenge in the "Battle of Queens Park Road" while Riding (54) and skipper Andrew Hodgson (38) were partnering for an 80-run third wicket stand, although when that pair fell to wily seamer Chay Deary (2-16) the St-Joseph's innings started to unravel.

The departure of the elegant Riding precipitated a collapse that saw the Joeys lose 7-25 as emerging paceman Archie Bain (3-30) and steady seamer Pat McKenna (2-0) returned to sweep through the bottom order.

Seamer Ryan Simmonds (1-11) and finger spinner Jack O'Donoghue (1-4) broke through with two early wickets in the Two Blues' 19-over -response of 2/50, although Pat McKenna was unconquered on 25 at close of play with Archie Bain on 8 and the rest is history...

St JOSEPHS 151

		Runs	BF	4s	6s	SR
Ryan Simmonds	b: N Guida	8	41	0	0	19.51
Andrew Casey	c: R McKenna b: N Burke	22	53	2	0	41.50
Jack Riding	c: R McKenna b: C Deary	54	92	8	0	58.69
Andrew Hodgson	c: R McKenna b: C Deary	38	87	1	0	43.67
Jackson Bye	c: D Hodge b: A Bain	10	21	2	0	47.61
Jack Hodgson	run out: R McKenna	0	7	0	0	0
Mitch McMullan	lbw: P McKenna	0	19	0	0	11.11
Jonathan Casey	lbw: A Bain	0	2	0	0	0
Brandon Purcell	lbw: A Bain	0	7	0	0	0
Tom Smith	c: A Bain b: P McKenna	6	15	0	0	40.00
Jack O'Donoghue	not out	2	18	0	0	11.11
Extras	0WD, 3NB, 6LB, 1B, 0P	10				
Total	(59.1 overs)	151				

Fall of wickets: 1-27 Ryan Simmonds, 2-46 Andrew Casey, 3-125 Jack Riding, 4-142 Jackson Bye, 5-142 Andrew Hodgson, 6-143 Jack Hodgson, 7-143 Jonathan Casey, 8-143 Mitch McMullan, 9-143 Brandon Purcell, 10-151 Tom Smith

BOWLERS	O	M	R	W	Econ	WDNB
Dylan Hodge (c)	11.4	1	27	0	2.31	0 0
Archie Bain	15	7	30	3	2.00	0 0
Noah Guida	6	1	24	1	4.00	0 2
Nick Burke	9.2	1	22	1	2.35	0 0
Joshua Norman	4	0	18	0	4.50	0 1
Tyson Windus	3	0	7	0	2.33	0 0
Chay Deary	6	1	16	2	2.66	0 0
Patrick McKenna	3.1	3	0	2	0.00	0 0

Newtown & Chilwell 3/155

		Runs	BF	4s	6s	SR
Patrick McKenna	c: J Casey b: R Simmonds	51	123	6	0	41.46
Tyson Windus	b: R Simmonds	12	35	0	0	34.28
Tom Meredith	b: J O'Donoghue	6	14	1	0	42.85
Archie Bain	not out	59	141	7	0	41.84
Ronnie McKenna	not out	14	29	1	0	48.27
Chay Deary	dnb					
Tom Kiddle	dnb					
Dylan Hodge (c)	dnb					
Noah Guida	dnb					
Joshua Norman	dnb					
Nick Burke	dnb					
Extras	0WD, 7NB, 0LB, 6B, 0P	13				
Total	(55.5 overs)	3/155				

Fall of wickets: 1-29 Tyson Windus, 2-39 Tom Meredith, 3-107 Patrick McKenna

BOWLERS	O	M	R	W	Econ	WDNB
Tom Smith	16	1	40	0	2.50	0 4
Brandon Purcell	6.5	1	31	0	4.53	0 2
Ryan Simmonds	14	6	23	2	1.64	0 1
Jack O'Donoghue	12	4	30	1	2.50	0 0
Andrew Casey	5	0	18	0	3.60	0 0
Mitch McMullan	2	0	7	0	3.50	0 0

SECOND XI defeated St Josephs on Zampatti Oval

St Josephs 154

Riley Pickering	b: S Taylor	7
Mitchell Keane	c: ? b: S Taylor	8
Bayden Slater	c: L Norton b: A Fleet	26
Josh Appleford	b: J Lewis	8
Xavier Watson	b: J Lewis	5
Troy Nolan	c: ? b: L Povey	34
Austin Humphrey	c: B Young b: A Fleet	18
Fletcher Wilson (c)	b: B Young	13
Cameron Port	not out	13
Ben Clark	c: ? b: S Taylor	10
Lachlan Watson	lbw: J Lewis	4
Extras	2WD, 0NB, 2LB, 4B, 0P	8
Total	(53.1 overs)	154

Fall of Wickets: 1-9 Riley Pickering, 2-28 Mitchell Keane, 3-49 Josh Appleford, 4-57 Bayden Slater, 5-60 Xavier Watson, 6-82 Austin Humphrey, 7-122 Fletcher Wilson, 8-125 Troy Nolan, 9-144 Ben Clark, 10-154 Lachlan Watson

BOWLERS	O	M	R	W	Econ	WD	NB
Jordan Lewis	17.1	3	43	3	2.50	-	-
Sam Taylor	16	4	45	3	2.81	-	-
Arch Fleet	6	1	18	2	3.00	-	-
Bailey Young	5	1	10	1	2.00	-	-
Lachlan Norton	3	-	19	0	6.33	-	-
Lewis Povey	6	2	13	1	2.16	-	-

Newtown & Chilwell 7/156

Jordan Tegelhuter (c)	b: A Humphrey	23
Tom Patterson	lbw: B Clark	3
Jarad Battenally	c: F Wilson b: C Port	19
Isaac Hogan	b: A Humphrey	0
Lachlan Norton	run out	9
Charlie Windt	lbw: C Port	41
Jordan Lewis	c: F Wilson b: L Watson	3
Lewis Povey	not out	11
Sam Taylor	not out	5
Arch Fleet	dnb	
Bailey Young	dnb	
Extras	1WD, 3NB, 5LB, 0B, 0P	9
Total	(52 overs)	7/156

Fall of Wickets: 1-16 Tom Patterson, 2-40 Jordan Tegelhuter, 3-40 Isaac Hogan, 4-47 Jarad Battenally, 5-72 Lachlan Norton

BOWLERS	O	M	R	W	Econ	WD	NB
Austin Humphrey	16	5	49	2	3.06	-	-
Lachlan Watson	6	1	20	1	3.33	-	-
Ben Clark	18	5	39	1	2.16	-	-
Cameron Port	12	3	43	2	3.58	-	-

THIRD XI drew with St Josephs on Shaw Oval

Newtown & Chilwell 196

Brendan Twaddle	lbw: Ben Slater	22
Jacob Harmon	run out: M Akhtar	10
Douglas Bergamin	c: H Hardy b: B Slater	48
Sam Meaney	c: H Hardy b: H Moorfoot	7
Matthew Scott	run out: D Jelbart	42
Angus Duff	c: M Akhtar b: Z Dean	1
Andrew Knott (c)	c: R Raveendrapillai b: B Slater	12
Madden Sadowy	c: D Jelbart b: B Slater	14
Levi Irving	c: H Hardy b: B Slater	23
Tom Levick	c: R Raveendrapillai b: B Slater	3
Jack Gordon	not out	2
Extras	1WD, 3NB, 3LB, 5B, 0P	12
Total	(64.1 overs)	196

Fall of Wickets: 1-34 Jacob Harmon, 2-34 Brendan Twaddle, 3-50 Sam Meaney, 4-133 Matthew Scott, 5-136 Douglas Bergamin, 6-142 Angus Duff, 7-160 Andrew Knott, 8-165 Madden Sadowy, 9-189 Tom Levick, 10-196 Levi Irving

BOWLERS	O	M	R	W	Econ	WD	NB
Zac Dean	6	-	18	1	3.00	-	-
Dylan Holmes	11	1	38	0	3.45	-	-
Muhammad Akhtar	12	1	46	0	3.83	-	-
Ollie King	8	-	34	0	4.25	-	-
Hunter Moorfoot	6	2	10	1	1.66	-	-
Ben Slater	21.1	6	42	6	1.98	-	-

St Josephs 6/184

Rav Raveendrapillai	not out	105
Chris McFarlane	c: S Meaney b: T Levick	18
Lachie Appleford	c: S Meaney b: J Gordon	11
Hunter Moorfoot	c: D Bergamin b: L Irving	4
Muhammad Akhtar	c: D Bergamin b: J Gordon	2
David Jelbart (c)	b: B Twaddle	19
Zac Dean	c: J Harmon b: B Twaddle	0
Harry Hardy	not out	15
Ollie King	dnb	
Ben Slater	dnb	
Dylan Holmes	dnb	
Extras	0WD, 5NB, 2LB, 3B, 0P	10
Total	(56 overs)	6/184

BOWLERS	O	M	R	W	Econ	WD	NB
Brendan Twaddle	20	3	68	2	3.40	-	-
Jack Gordon	12	3	43	2	3.58	-	2
Tom Levick	7	1	22	1	3.14	-	2
Levi Irving	7	2	20	1	2.85	-	1
Jacob Harmon	4	-	21	0	5.25	-	-
Sam Meaney	6	3	5	0	0.83	-	-

FOURTH XI drew with St Josephs on Carey Oval

Newtown & Chilwell 7d/285

Andrew Sadowy	c: S Gardiner b: C Nicopoulos	29
Charlie Suvoltos	c: D Dickson b: C Nicopoulos	14
Mark Ainsworth	c: A May b: R Nelson	8
Mihir Patel	c: O Buckley b: R Nelson	62
Barnaby Williams	c: R Nelson b: A Carmody	14
Hunter Norman	c: R Nelson b: M O'Neill	14
Jordan White (c)	c: A May b: O Buckley	55
Zac Stokes	not out	42
Jack Hastie	not out	26
Tom Agar	dnb	
Mike Chapman	dnb	
Extras	11WD, 5NB, 2LB, 3B, 0P	21
Total	(70 overs)	7d/285

Fall of Wickets: 1-43 Charlie Suvoltos, 2-49 Andrew Sadowy, 3-63 Mark Ainsworth, 4-110 Barnaby Williams, 5-138 Hunter Norman, 6-209 Mihir Patel, 7-220 Jordan White

BOWLERS	OM	R	W	Econ	WD	NB
Andrew Carmody	9	-	18	1	2.00	-
Charles Nicopoulos	5	-	13	2	2.60	-
Oliver Buckley	13	-	68	1	5.23	-
Dale Dickson	5	-	23	0	4.60	-
Hunter Dickson	9	-	28	0	3.11	-
Riley Nelson	20	-	83	2	4.15	-
Max O'Neill	9	-	47	1	5.22	-

St Josephs 9/200

Charles Nicopoulos	b: J Hastie	1
Angus May	b: J Hastie	3
Oliver Buckley	c: ? b: J Hastie	21
Shayne Gardiner (c)	c: ? b: J White	74
Tai Moorfoot	b: T Agar	10
Blake McMahon	c: ? b: J Hastie	16
Tom Clark	lbw: J White	25
Hunter Dickson	c: ? b: J White	7
Dale Dickson	not out	21
Riley Nelson	c: ? b: Z Stokes	0
Max O'Neill	not out	0
Extras	6WD, 6NB, 0LB, 4B, 0P	16
Total	(70 overs)	9/200

Fall of Wickets: 1-4 Charles Nicopoulos, 2-5 Angus May, 3-35 Oliver Buckley, 4-77 Tai Moorfoot, 5-136 Blake McMahon, 6-139 Shayne Gardiner, 7-170 Tom Clark, 8-177 Hunter Dickson, 9-198 Riley Nelson

BOWLERS	O	M	R	W	Econ	WD	NB
Tom Agar	9	-	36	1	4.00	-	-
Jack Hastie	15	-	44	4	2.93	-	-
Zac Stokes	13	-	38	1	2.92	-	-
Levi West	13	-	24	0	1.84	-	-
Jordan White (c)	17	-	33	3	1.94	-	-
Charlie Suvoltos	2	-	16	0	8.00	-	-
Barnaby Williams	1	-	6	0	6.00	-	-

Mercedes-Benz
Geelong Vans



Heritage Meats
Home of Geelong Ham



The 2nds enjoyed a solid win

gfg GEELONG FINANCIAL GROUP

btomarkets

An Australian based digital currency exchange

- Trade Bitcoins and Litecoins
- No deposit or withdrawal fees
- Fast domestic bank transfers

<https://btomarkets.net>



Jordan White during his captain's knock

BWCC 1sts C grade defeated Lethbridge on Shaw Oval

		Runs	BF	4s	6s	SR
Lauren Marino	lbw: T Woods	0	2	0	0	0.00
Susan Meaney (c)	not out	50	49	3	0	102.04
Michelle Gavin (vc)	b: L Bubb	18	36	3	0	50.00
Kate Seiffert	lbw: L Drew	10	10	1	0	100.00
Belinda Milverton	c: A Goldberg b: T Reid	6	7	1	0	85.71
Allison Wedding	c&b: T Woods	12	20	1	0	60.00
Rebecca Wright	c: K Bourke b: L Bubb	2	4	0	0	50.00
Florianne Twaddle	retired not out	2	1	0	0	200.00
Annabelle Johanson	not out	2	3	0	0	66.66
Hannah Carson	dnb					
Extras	9WD, 17NB, 0LB, 2B, 0P	28				
Total	(20 overs)	6cc/130				

Fall of Wickets: 1-0 Lauren Marino, 2-43 Michelle Gavin, 3-57 Kate Seiffert, 4-77 Belinda Milverton, 5-115 Allison Wedding, 6-118 Rebecca Wright

BOWLERS	O	M	R	W	Econ	WDNB
Tara Woods	4	1	13	2	3.25	2 0
Andrea Spiller	4	0	20	0	5.00	0 1
Amanda Goldberg	1	0	7	0	7.00	1 3
Leah Drew	3	0	37	1	12.33	3 6
Lucinda Bubb	4	0	24	2	6.00	2 2
Tegan Reid	4	0	27	1	6.75	1 5

		Runs	BF	4s	6s	SR
Andrea Spiller	lbw: S Meaney	14	18	2	0	77.77
Leah Drew	b: A Wedding	0	3	0	0	0.00
Tara Woods	c: S Meaney b: B Milverton	17	28	0	0	60.71
Lucinda Bubb	not out	16	45	0	0	35.55
Tegan Reid	retired not out	14	27	1	0	51.85
Michelle Giles (c)	not out	9	14	1	0	64.28
Kath Bourke	dnb					
Lauren Dalgleish	dnb					
Naomi Dawber	dnb					
Amanda Goldberg	dnb					
Extras	9WD, 23NB, 0LB, 2B, 0P	34				
Total	(20 overs)	3cc/104				

Fall of Wickets: 1-6 Leah Drew, 2-34 Andrea Spiller, 3-58 Tara Woods

BOWLERS	O	M	R	W	Econ	WDNB
Allison Wedding	4	0	16	1	4.00	2 8
Belinda Milverton	4	0	25	1	6.25	2 5
Michelle Gavin (vc)	4	0	19	0	4.75	0 3
Susan Meaney (c)	4	0	8	1	2.00	1 0
Kate Seiffert	2	0	15	0	7.50	0 3
Annabelle Johanson	1	0	6	0	6.00	2 0
Hannah Carson	1	0	9	0	9.00	0 2

BWCC 2nds E grade bye

FIFTH XI defeated St Josephs at Eastern Park #3

		Runs
Grant Whiteside	retired not out	52
Adam O'Connor (c)	c: W Harry b: T Slater	47
Harneet Dhamija	c: M Buckley b: J Kayler-Thomson	5
Banjo Savage	b: T Slater	1
Ben Harmon	retired not out	51
Rex Suvoltos	b: A Lourey	5
Anthony Lean	c: R Costa b: A Lourey	3
Rohan Wardle	run out: L Rhodes, M Buckley	33
Henry Meaney	not out	14
Grant Meaney	not out	12
Steven Abram	dnb	
Extras	8WD, 9NB, 5LB, 3B, 0P	25
Total	(40 overs)	6cc/248

BOWLERS	O	M	R	W	Econ	WDNB
Robert Costa	8	1	48	0	6.00	- 1
Connor Lourey	8	-	61	0	7.62	- -
Tom Slater	8	1	68	2	8.50	- 6
Jack Kayler-Thomson	4	-	20		15.00	8 2
Anthony Lourey	8	2	17	2	2.12	- -
Lincoln Sertic	4	-	26	0	6.50	- -

St Josephs 135

Michael Johnson	c: B Harmon b: A Lean	35
Lincoln Sertic	c: G Whiteside b: R Suvoltos	12
Jett Rendell	c: S Abram b: G Meaney	1
Lewis Rhodes	c: G Whiteside b: A Lean	4
William Harry	st: G Whiteside b: S Abram	4
Connor Lourey	not out	38
Matthew Buckley	c&b: H Meaney	9
Jack Kayler-Thomson	c: R Wardle b: H Meaney	0
Robert Costa	c: G Meaney b: H Meaney	3
Tom Slater	b: R Wardle	1
Anthony Lourey	c: R Suvoltos b: R Wardle	0
Extras	6WD, 2NB, 0LB, 8B, 0P	16
Total	(39 overs)	135

Fall of Wickets: 1-32 Lincoln Sertic, 2-62 Jett Rendell, 3-74 Lewis Rhodes, 4-79 Michael Johnson, 5-85 William Harry, 6-105 Matthew Buckley, 7-105 Jack Kayler-Thomson, 8-117 Robert Costa, 9-134 Tom Slater, 10-135 Anthony Lourey

BOWLERS	O	M	R	W	Econ	WDNB
Rex Suvoltos	6	2	16	1	2.66	1 -
Grant Meaney	8	1	26	1	3.25	- -
Anthony Lean	8	1	29	2	3.62	2 -
Steven Abram	8	1	18	1	2.25	3 1
Henry Meaney	5	-	18	3	3.60	- -
Rohan Wardle	2	-	10	2	5.00	- 1
Banjo Savage	2	-	10	0	5.00	- -



Newtown & Chilwell Cricket Club
SENIOR
MEN'S & WOMEN'S
Presentation Night

SAVE THE DATE

MARCH 28 2024

Two Blues 1 Club 1 Celebration

Two Blue scoreboard 2023/24 round 11

FIRST XI lost to North Geelong on KFC Oval



Umpires: Andre Conradie & Justin Brown Scorer: Mark Turnley
Paddy McKenna won toss and sent North Geelong in.

North Geelong 1 st inning 249						Newtown & Chilwell 96							
		Runs	BF	4s	6s	SR		Runs	BF	4s	6s	SR	
Ned Cooper	c: N Guida b: J Lewis	20	37	2	1	54.05	Samuel Mitchell	c: C Balshaw b: D Kerr	10	13	2	0	76.92
Layton McCann	c: S Mitchell b: J Lewis	4	10	1	0	40.00	Patrick McKenna	lbw: B Apps	26	58	3	0	44.82
Curtly Balshaw	c: R McKenna b: J Lewis	67	103	11	1	65.04	Archie Bain	b: D Kerr	2	13	0	0	15.38
Philip Visser	c: T Patterson b: N Burke	74	133	9	1	55.63	Ronnie McKenna	c: D Kerr b: B Apps	7	16	1	0	43.75
Liam Biddiscombe	c: A Bain b: P McKenna	4	37	0	0	10.81	Tom Patterson	c: & b: A McCann	2	17	0	0	11.76
Mitchell Troy	c: C Deary b: J Lewis	8	11	1	0	72.72	Chay Deary	not out	28	84	4	0	33.33
Alistair McCann	b: N Burke	8	22	0	0	36.36	Tom Kiddle	c: L McCann b: B Apps	0	4	0	0	
Connor Hangan	not out	19	30	2	0	63.33	Noah Guida	run out (B Apps)	14	46	1	0	30.43
Dale Kerr	c: N Guida b: N Burke	11	22	1	0	50.00	Jorden Lewis	b: A McCann	0	9	0	0	
Tom Mathieson (c)	c: T Patterson b: N Burke	15	13	1	0	115.38	Sam Allen	c: T Mathieson b: L Biddiscombe	0	25	0	0	
Bradley Apps	c: R McKenna b: J Lewis	0	7	0	0		Nick Burke	c: T Mathieson b: L Biddiscombe	0	14	0	0	
Extras	0WD, 3NB, 5LB, 6B, 5P	19					Extras	0WD, 5NB, 2LB, 0B, 0P	7				
Total	(70.2 overs)	249					Total	(49 overs)	96				

Fall of Wickets: 1-7 Layton McCann, 2-48 Ned Cooper, 3-128 Curtly Balshaw, 4-157 Liam Biddiscombe, 5-182 Mitchell Troy, 6-201 Philip Visser, 7-202 Alistair McCann, 8-222 Dale Kerr, 9-248 Tom Mathieson, 10-249 Bradley Apps

Fall of Wickets: 1-14 Samuel Mitchell, 2-22 Archie Bain, 3-36 Ronnie McKenna, 4-41 Tom Patterson, 5-57 Patrick McKenna, 6-58 Tom Kiddle, 7-85 Noah Guida, 8-89 Jorden Lewis, 9-92 Sam Allen, 10-96 Nick Burke

BOWLERS	O	M	R	W	Econ	W/NB
Archie Bain	12	2	42	0	3.50	0 3
Jorden Lewis	21.2	5	58	5	2.71	0 0
Nick Burke	16	4	42	4	2.62	0 0
Chay Deary	5	2	11	0	2.20	0 0
Sam Allen	10	0	59	0	5.90	0 0
Noah Guida	3	0	15	0	5.00	0 0
Patrick McKenna (c)	3	1	7	1	2.67	0 0

BOWLERS	O	M	R	W	Econ	W/NB
Dale Kerr	10	0	34	2	3.40	0 1
Bradley Apps	11	3	27	3	2.45	0 2
Tom Mathieson (c)	9	4	15	0	1.66	0 0
Connor Hangan	4	1	8	0	2.00	0 2
Alistair McCann	10	8	4	2	0.40	0 0
Liam Biddiscombe	5	2	4	2	0.80	0 0



Debutante Tom Patterson receives his 1st XI cap no. 554 from Rod Kiddle and Adam O'Connor.

North Geelong 2 nd inning 7/169						Runs	BF	4s	6s	SR
Ned Cooper	c: A Bain b: N Guida	27	42	4	1	64.28				
Layton McCann	b: N Burke	32	47	6	0	68.08				
Curtly Balshaw	b: N Guida	9	10	2	0	90.00				
Philip Visser	c: A Bain b: N Guida	28	25	3	1	112.00				
Liam Biddiscombe	c: S Mitchell b: S Allen	18	21	2	0	85.71				
Mitchell Troy	b: T Kiddle	0	5	0	0					
Alistair McCann	not out	31	24	4	1	129.16				
Connor Hangan	c: T Kiddle b: S Allen	12	10	1	0	120.00				
Extras	0WD, 7NB, 5LB, 0B, 0P	12								
Total	(29.3 overs)	7/169								

Fall of Wickets: 1-63 Layton McCann, 2-67 Ned Cooper, 3-96 Curtly Balshaw, 4-109 Philip Visser, 5-115 Mitchell Troy, 6-145 Liam Biddiscombe, 7-169 Connor Hangan

BOWLERS	O	M	R	W	Econ	W/NB
Archie Bain	6	1	22	0	3.66	0 3
Jorden Lewis	4	2	15	0	3.75	0 0
Nick Burke	7	0	46	1	6.57	0 2
Noah Guida	4	1	21	3	5.25	0 2
Sam Allen	3.3	0	20	2	5.71	0 0
Tom Kiddle	4	0	35	1	8.75	0 0
Ronnie McKenna	1	0	5	0	5.00	0 0



North takes the points in easy win by Wes Cusworth

Day 1...

A season-high equalling 79 from import Phil Visser headlined North Geelong's impressive 249 against Newtown and Chilwell, although the South African concedes he never really felt comfortable against a Two Blues attack that superbly exploited a responsive track at KFC Oval.

"It was a pretty tricky wicket, I never truly felt in," a circumspect Visser said post-game.

"I don't think any of the boys felt that comfortable apart from Curtly Balshaw who was able to make it look pretty easy today."

Visser struck nine boundaries and a six in his 133-ball contribution while Balshaw struck at a rate of 65 in his 67 from 103 balls; his innings punctuated by 11 fours and a maximum.

Seamer Jordan Lewis made the Magpies earn every run with an outstanding 5-58 in just his second first XI game of the season, while emerging paceman Nick Burke was another to impress with 4-42 from 16 overs.

"He (Lewis) was just putting it on a good spot the whole day and it was pretty difficult to score from him," Visser said.

Entering the game without impact opener Sam Hall, crack all-rounder Andrew Fergusson and wicketkeeper Adam

Costello, the Magpies would have been disappointed to be bowled out in just over 70 overs were it not for a crucial counter-attack that saw the Two Blues lose 2-22, thanks to an electrifying spell from paceman Dale Kerr (2-13).

"We were actually thinking about declaring with 10 overs to go, so it actually worked out pretty well that we were bowled out and had a crack at them for that 30-minute period," Visser said.

"The fact that we were able to make 249 without a number of our important players shows that we have really good depth at our club.

Day 2...

North Geelong has showcased its incredible bowling depth on the way to inflicting a heavy first innings defeat of Newtown and Chilwell at KFC Oval.

Resuming at 2-22 in pursuit of the Magpies' 249, the Two Blues upper order succumbed to the visitors seam attack of Dale Kerr (2-34) and Brad Apps (3-27) before spinners Alistair McCann and Liam Biddiscombe chimed in to sweep the back half of the innings with 2-4 apiece.

"The fast bowlers have been doing the job for us all season and haven't left many wickets for the spinners to chip in with," McCann mused post-game.

"Brad Apps may not be as quick as Dale (Kerr), but he stands the seam up pretty much every ball and it's hard to face as he's got that ability to nip it either way.

"Dale has that extra length and then has a pretty quick bouncer, so as a batsman you can't just hop onto the front foot every ball because that possibility of a bouncer is lurking in the back of your head."

Apart from Pat McKenna (26), all-rounder Chay Deary demonstrated the greatest resistance with a hard-fought 84-ball, undefeated 28.

The Magpies returned to the crease later in the day, striking a quickfire 7-169 from just 29.3 overs.

"Over the past few weeks anywhere below number six has been starved of a hit," McCann said of North's decision to bat a second time.

"The best sort of training is what you can get in the middle.

"Also, we didn't want to run the risk the likes of Dale (Kerr) or 'Matho' (Tom Mathieson) hurting themselves if we were going for an outright."

Ned Cooper (27), Layton McCann (32) and Phil Visser (28) all got starts, while Alistair McCann belted an unbeaten 31 from 24 balls.

Noah Guida claimed 3-21 for the Two Blues.



Debutante Tom Patterson takes his first catch in the Ones dismissing Phil Visser off the bowling of Nick Burke.



Jordie Lewis claims his first *Michelle* in the Ones, brilliantly caught by 50 *nie* McKenna at cover.

SECOND XI lost to North Geelong on Keith Barclay Oval

Newtown & Chilwell 211		Runs	BF	4s	6s	SR
Jordan Tegelhuter	c: H Marles b: L Hayes	13	19	2	0	68.42
Darren Fleet	b: C Ferguson	25	51	3	0	49.01
Jarad Battenally	c: H Marles b: C Meehan	4	12	0	0	33.33
Douglas Bergamin	c: H Marles b: C Meehan	65	165	4	0	39.39
Lachlan Norton	c: L Hayes b: C Ferguson	9	12	1	0	75.00
Oscar Dowling	c: H Marles b: A Beecroft	42	91	5	0	46.15
Lewis Povey	b: C Ferguson	0	2	0	0	
Sam Taylor	c: L Szponar b: B Demasi	20	35	3	0	57.14
Bailey Young	c: L Szponar b: C Meehan	12	25	0	0	48.00
Arch Fleet	b: A Beecroft	3	26	0	0	11.53
Joshua Norman	not out	4	9	0	0	44.44
Extras	1WD, 2NB, 6LB, 5B, 0P	14				
Total	(74.2 overs)	211				

BOWLERS	O	M	R	W	Econ	WD	NB
Lachlan Hayes	10	2	22	1	2.20	0	1
Aaron Beecroft	12.2	1	47	2	3.81	1	0
Casey Meehan	15	5	25	3	1.66	0	0
Cal Ferguson	15	5	35	3	2.33	0	0
Tom Bagg	7	0	38	0	5.42	0	0
Benjamin Demasi	15	3	33	1	2.20	0	1

North Geelong 8/215

		Runs	B	4s	6s	SR
Xavier Norman	lbw: S Taylor	50	131	5	0	38.16
Casey Meehan	c: B Young b: L Povey	33	54	3	0	61.11
Lachy Szponar	b: L Povey	7	25	0	0	28.00
Cal Ferguson (c)	c: D Bergamin b: L Povey	0	2	0	0	
Tom Emery	c: ? b: S Taylor	30	62	4	0	48.38
Jonny Kelly	b: S Taylor	7	26	0	0	26.92
Lachlan Hayes	c: L Povey b: S Taylor	16	24	3	0	66.66
Harvey Marles	b: Arch Fleet	11	19	0	0	57.89
Benjamin Demasi	not out	29	42	4	0	69.04
Tom Bagg	not out	10	33	1	0	30.30
Extras	1WD, 1NB, 10LB, 10B, 0P	22				
Total	(69.4 overs)	8/215				

BOWLERS	O	M	R	W	Econ	WD	NB
Sam Taylor	19	6	53	4	2.78	0	0
Arch Fleet	13	3	27	1	2.07	0	0
Lachlan Norton	8	0	27	0	3.37	1	0
Lewis Povey	10.4	5	23	3	2.15	0	0
Joshua Norman	9	0	32	0	3.55	0	1
Jordan Tegelhuter	5	2	13	0	2.60	0	0
Bailey Young	5	0	20	0	4.00	0	0



Newtown & Chilwell Cricket club presents

NCCC GOLF DAY

2023/24

FRIDAY 2ND FEBRUARY 2024

THE SANDS GOLF CLUB

- Single Entry \$150
- Team Entry (4) \$600
- *Carts Included

<p>PRIZES</p> <ul style="list-style-type: none"> Team prizes Longest Drive NTP X3 Putting Contest Raffles 	<p>AGENDA</p> <ul style="list-style-type: none"> 8:00am - 8:30am Golf Registration & Lite Breakfast 9:00am - 2:00pm Shotgun Start - 18 Holes 2:00pm - 3:00pm Lunch, Drinks & Presentation 4pm onwards Diggers Arms Hotel Post match 	<p>FORMAT</p> <ul style="list-style-type: none"> • Teams of 4 • Gentsomes <p>Gentsomes Rules - 'CLICK HERE'</p>
---	--	---

BOOK HERE Enquiries : dhodge@tlaworldwide.com / 0400213634

If you intend playing please contact
Dylan Hodge 0400 213 634.

upcoming **Social** events

2 FEB

GOLF DAY

10 FEB

TWO BLUE TRIVIA

03 MARCH

MAJOR DRAW

28 MARCH

SENIOR Presentation NIGHT

See whatsapp & facebook for further details & ticket sales

Regional Victoria's local builder.

BWCC 1sts C grade round 11 defeated East Belmont Razz at Winter Reserve #2

Newtown & Chilwell 1/135 ^{cc}		Runs	BF	4s	6s	SR
Bianca Duff	run out	30	41	0	0	73.17
Lauren Marino	retired not out	50	47	0	0	106.38
Susan Meaney (c)	not out	33	22	0	0	150.00
Kate Seiffert	not out	4	4	0	0	100
Belinda Milverton	dnb					
Michelle Gavin (vc)	dnb					
Annabelle Johanson	dnb					
Florianne Twaddle	dnb					
Allison Wedding	dnb					
Hannah Carson	dnb					
Erin White	dnb					
Extras	4WD, 9NB, 3LB, 2B, 0P	18				
Total	(20 overs)	1cc/135				

Fall of Wickets: 1-100 Bianca Duff

BOWLERS	O	M	R	W	Econ	W	NB
Naomi Board	4	-	13	0	3.25	-	-
Brodie Humphrey	4	-	21	0	5.25	-	-
Scarlett Kennedy	1	-	15	0	15.00	-	-
Macy Lee	4	-	19	0	4.75	-	-
Aurora O'Brien	4	-	32	0	8.00	-	-
Belinda O'Brien	1	-	11	0	11.00	-	-

East Belmont 59		Runs	BF	4s	SR
Jessica Learey	c: K Seiffert b: B Milverton	15	0	0	20.00
Naomi Board	c: S Meaney b: B Milverton	0	1	0	
Brodie Humphrey	run out: E White	11	10	0	110.00
Scarlett Kennedy	run out: E White	8	24	0	33.33
Sandy Neale	c: L Marino b: B Milverton	1	3	0	33.33
Aurora O'Brien	not out	4	16	0	25.00
Belinda O'Brien	c: F Twaddle b: B Milverton	3	13	0	23.07
Felicity Timberlake	run out: A Wedding	8	17	0	47.05
Macy Lee	dnb				
Kristen Long	dnb				
Alice Edwards (c)	dnb				
Extras	14WD, 9NB, 0LB, 0B, 0P	23			
Total	(16.3 overs)	59			

BOWLERS	O	M	R	W	Econ	W	NB
Hannah Carson	2	-	7	0	3.50	-	-
Bianca Duff	2	-	5	0	2.50	-	-
Michelle Gavin (vc)	2	-	7	0	3.50	-	-
Annabelle Johanson	2	-	8	0	4.00	-	-
Susan Meaney (c)	2	-	9	0	4.50	-	-
Belinda Milverton	3	-	10	4	3.33	-	-
Allison Wedding	2.3	-	10	1	4.00	-	-
Erin White	1	1	0	0	0.00	-	-



The finest Marino

All-round athlete Lauren Marino is not a batter to be kept down for long.

That duck next to her name in the game against Lethbridge in early January would have irked.

Such that the following week, in the First XI's comprehensive win over the East Belmont Razz, there she was again, 50 not out.

Susan Meaney continued her rich run of form with 33 not out and Bianca Duff also made it into the 30s in the Two Blues 1-135.

Three runouts involving Alison Wedding and Erin White knocked over the Razz's top order before Belinda Milverton cleaned up with 4-10.

Going into last weekend's bye, the First XI is sitting in third as it attempts to emulate its inaugural performance last summer, making the final, then going one better.

The Second XI, travelling out to Lara, just couldn't muster enough runs against the home side, with only Carly White reaching double figures.

Despite that loss, the Two Blues Seconds remain in third spot and again look to go deep once finals come around.



Heritage Meats

Home of Geelong Ham

BWCC 2nds E grade round 11 lost to Lara at Lara #2

Lara 6/87cc

Joanne Heap	run out	2
Kirsty Euesden	c: S Hanneysee b: C White	9
Carmel Hewitt	b: S Hanneysee	1
Julie Simunitsch	c: S Hanneysee b: J Holt	7
Karina Richmond	std R Wright: b: M Tegelhuter	4
Renaeg Degoldi	b: S Hanneysee	1
Helen Arundell	not out	4
Kathryn O'Neill	run out	0
Lisa Beardsmore	dnb	
Miriam Hickey-Humble	dnb	
Extras	9WD, 21NB, 0LB, 2B, 0P	32
Total	(20 overs)	6cc/87

Fall of Wickets: 1-28 Kirsty Euesden,
2-34 Carmel Hewitt, 3-55 Julie Simunitsch,
4-79 Karina Richmond, 5-81 Joanne Heap,
6-86 Renaeg Degoldi, 7-87 Kathryn O'Neill

BOWLERS	O	M	R	W	Econ	WD	NB
Jules Holt (c)	4	1	12	1	3.00	-	3
Steph Wynd	4	-	31	0	7.75	-	5
Maddison Tegelhuter	4	-	20	1	5.00	4	6
Carly White (vc)	4	-	13	1	3.25	3	3
Scarlett Hanneysee	4	-	8	2	2.00	2	4

Newtown & Chilwell 6/69cc

Rebecca Wright	run out: J Simunitsch	2
Keely Franklin	c: L Beardsmore b: K Richmond	4
Steph Wynd	b: J Simunitsch	8
Scarlett Hanneysee	run out: M Hickey-Humble	4
Zoe Hunter	not out	3
Carly White (vc)	run out: H Arundell	13
Mary Malone	c: L Beardsmore b: J Heap	0
Jules Holt (c)	not out	3
Leah Irving	dnb	
Kirsty Mellross	dnb	
Maddison Tegelhuter	dnb	
Extras	5WD, 26NB, 0LB, 2B, 0P	33
Total	(20 overs)	6cc/69

Fall of Wickets: 1-7 Rebecca Wright,
2-17 Keely Franklin, 3-30 Steph Wynd,
4-46 Scarlett Hanneysee, 5-69 Carly White,
6-69 Mary Malone

BOWLERS	O	M	R	W	Econ	WD	NB
Joanne Heap	4	-	8	1	2.00	-	2
Kirsty Euesden	3	-	20	0	6.66	-	11
Karina Richmond (c)	4	-	11	1	2.75	1	1
Julie Simunitsch	3	-	12	1	4.00	3	4
Miriam Hickey-Humble	3	1	11	0	3.66	1	4
Carmel Hewitt	3	-	6	0	2.00	-	4

Your local ndis provider.
Geelong | Gold Coast
All in One. ndis

Mortgage Choice

winkipop media
online photo specialists

TRIVIA! Our next social event is one you'd hate to miss ... don't drop the ball on this one!!! 🍷🍷🍷 Buy your tickets at the bar from Bec Wright or message her on what's app 📱



Geelong Cricket Association
1h · 🌐

The countdown is on to the GCA Men's T20 semi-finals.

Please note the revised date.

The grand final is scheduled for Tuesday 27 February, although that will be confirmed.

Mercedes-Benz Geelong Vans

Anglesea Cricket Club · Follow
18 Jan · 🌐

Tonight at training the club gathered for a very special presentation, the unveiling of the Ian Poulton Scoreboard.

Mark Stoneham and Ian's son Ash spoke of Mr P's great influence on the club, from coaching, captaining, presidency and much much more.

You'll now find Ian helping out on Tuesdays and Thursdays at trainings, as well as faithfully scoring the A Grade match every Saturday 🏏🏏

As a club we are glad to recognise Ian in this small way, and thank him for all he has done over the years 🍀🍀



Ian Robert William Poulton played 177 matches with the N&CCC from the mid 1960s into the 80s. In his 89 1sts XI and 80 2nd XI he amassed 3873 runs as an opening bat and was vice captain of the 1979/80 2nd XI premiership. Congrats on this great acknowledgement 'LC'.

MOMENTUM
FINANCIAL GROUP

THIRD XI

drew with North Geelong
on Shaw Oval

FOURTH XI

defeated North Geelong
at Osborne Park #2

FIFTH XI round 11

defeated North Geelong
at Eastern Park #3

Newtown & Chilwell 9d/265

Brendan Twaddle	c: J Rhodes b: W Hall	0
Rodney Kiddle	c: W Hall b: S Mellington	54
Sam Meaney	c: T Birch b: G Armistead	16
Andrew Knott (c)	c: T Birch b: G Armistead	1
Matthew Scott	c: F Lucas b: S Mellington	43
Hunter Norman	b: S McGrath	61
Levi Irving	c: F Lucas b: S McGrath	22
Zac Stokes	b: S McGrath	1
Mike Chapman	b: S McGrath	29
Adam Kalz	not out	2
Jack Gordon	dnb	
Extras	6WD, 4NB, 3LB, 7B, 0P	20
Total	(75.3 overs)	9d/265

Fall of Wickets: 1-0 Brendan Twaddle,
2-47 Sam Meaney, 3-49 Andrew Knott,
4-79 Rodney Kiddle, 5-166 Matthew Scott,
6-214 Hunter Norman, 7-215 Levi Irving,
8-260 Zac Stokes, 9-265 Mike Chapman

BOWLERS	O	M	R	W	Econ	WD	NB
Will Hall	19	4	63	1	3.31	-	-
Tim Birch	9	0	29	0	3.22	-	-
Grant Armistead	6.4	1	20	2	3.00	1	2
Saurabh Saini	9	1	24	0	2.66	-	1
Sam Mellington	8.2	2	45	2	5.40	5	-
Joshua Rhodes	5	1	25	0	5.00	-	1
Sean McGrath	18.3	3	49	4	2.64	-	-

North Geelong 9/188

Josh Smith	lbw: B Twaddle	0
Fred Lucas	c: J Gordon b: L Irving	34
Patrick Visentin	c: A Kalz b: L Irving	12
Anthony Armistead	b: S Meaney	44
Sam Mellington	not out	34
Will Hall	b: L Irving	12
Grant Armistead	c: H Norman b: Z Stokes	16
Joshua Rhodes	c: B Twaddle b: A Kalz	8
Stephen Jacimovic	c: B Twaddle b: A Kalz	0
Sean McGrath	lbw: B Twaddle	6
Tim Birch	not out	0
Extras	9WD, 2NB, 3LB, 8B, 0P	22
Total	(61 overs)	9/188

Fall of Wickets: 1-20 Josh Smith,
2-35 Patrick Visentin, 3-46 Fred Lucas,
4-116 Anthony Armistead, 5-131 Will Hall,
6-156 Grant Armistead, 7-165 Joshua Rhodes,
8-171 Stephen Jacimovic, 9-177 Sean McGrath

BOWLERS	O	M	R	W	Econ	WD	NB
Brendan Twaddle	12	5	20	2	1.66	-	-
Levi Irving	10	0	58	3	5.80	-	1
Jack Gordon	8	1	28	0	3.50	2	1
Adam Kalz	19	7	42	2	2.21	-	-
Sam Meaney	6	1	18	1	3.00	-	-
Zac Stokes	6	2	11	1	1.83	7	-

North Geelong 198

Luke Price	c&b: Tom Levick	1
David Murphy	c: M Ainsworth b: J Harmon	24
Jeff Czajkowski	c&b: L West	43
Aarav Jain	c: M Ainsworth b: T Agar	21
Luke Malcolm	b: T Agar	17
Simon Cole	c: J White b: T Agar	28
Darcy O'Brien	c: J White b: L West	11
Colin Millard	c: J White b: L West	21
Edward Sherwin	run out: J Harmon, T Agar	8
Riley Ward	run out: T Agar	1
Darren Fernando	not out	0
Extras	12WD, 10NB, 0LB, 1B0, P	23
Total	(69.3 overs)	198

BOWLERS	O	M	R	W	Econ	WD	NB
Jack Hastie	9	-	33	0	3.66	-	-
Tom Levick	12	2	45	1	3.75	-	-
Jordan White (c)	10	2	22	0	2.20	-	-
Levi West	15	4	27	3	1.80	-	-
Jacob Harmon	11	3	20	1	1.81	-	-
Tom Agar	12.3	4	50	3	4.00	-	-

Newtown & Chilwell 7/200

Andrew Sadowy	c: D Fernando b: A Jain	6
Jacob Harmon	b: D Murphy	39
Mark Ainsworth	lbw: A Jain	59
Madden Sadowy	c: R Ward b: C Millard	30
Jordan White (c)	c: S Cole b: D Fernando	8
Max Inderberg	not out	20
Tom Levick	c: L Price b: C Millard	0
Barnaby Williams	c: D Murphy b: C Millard	14
Jack Hastie	not out	4
Tom Agar	dnb	
Levi West	dnb	
Extras	6WD, 5NB, 8LB, 1B0, P	20
Total	(70 overs)	7/200

Fall of Wickets: 1-11 Andrew Sadowy,
2-100 Jacob Harmon, 3-128 Mark Ainsworth,
4-150 Jordan White, 5-157 Madden Sadowy,
6-157 Tom Levick, 7-190 Barnaby Williams

BOWLERS	O	M	R	W	Econ	WD	NB
Aarav Jain	16	1	40	2	2.50	-	-
Luke Malcolm	5	1	11	0	2.20	-	-
Colin Millard	18	5	39	3	2.16	-	-
Darren Fernando	18	4	54	1	3.00	-	-
Riley Ward	3	-	10	0	3.33	-	-
Edward Sherwin	2	-	17	0	8.50	-	-
David Murphy	8	-	20	1	2.50	-	-

Newtown & Chilwell 3/205cc

Adam O'Connor (c)	b: Gavin Bullock-Foran	16
Grant Whiteside	retired not out	50
Mihir Patel	retired not out	50
Charlie Suvoltos	c: ? b: Mitch Elliott	34
Ben Harmon	c: ? b: Jason Kingsbury	13
Rohan Wardle	not out	10
Banjo Savage	not out	15
Steven Abram	dnb	
Grant Meaney	dnb	
Rex Suvoltos	dnb	
Henry Meaney	dnb	
Extras	3WD, 8NB, 1LB, 5B, 0P	17
Total	(40 overs)	3cc/205

Fall of Wickets: 1-38 Adam O'Connor,
2-173 Ben Harmon, 3-180 Charlie Suvoltos

BOWLERS	OMR	WEcon	WD	NB	
Gavin Bullock-Foran	82	25	13.12	1	2
Jude Lane	8	38	04.75	2	3
Angus Woods	3	21	07.00	-	1
Mitch Elliott	71	29	14.14	-	1
Jordan Bews	4	22	05.50	-	-
Jason Kingsbury	61	31	15.16	-	1
Jay Reardon	4	33	08.25	-	-

North Geelong 163

Ash Kingsbury	c: A O'Connor b: R Suvoltos	17
Jay Reardon	c: B Savage b: R Suvoltos	2
Angus Woods	c: H Meaney b: G Meaney	3
Simon Reeves	c: S Abram b: R Suvoltos	4
Mitch Elliott	c: G Whiteside b: B Harmon	64
G Bullock-Foran	c: R Suvoltos b: S Abram	16
Jude Lane	c: R Suvoltos b: S Abram	17
Ethan Cook	c: C Suvoltos b: H Meaney	0
Jason Kingsbury	not out	24
Jordan Bews	c: G Meaney b: B Harmon	4
Warren Holland	c: R Suvoltos b: B Harmon	0
Extras	3WD, 4NB, 1LB, 4B, 0P	12
Total	(35.1 overs)	163

Fall of Wickets: 1-16 Jay Reardon,
2-23 Ashley Kingsbury, 3-23 Angus Woods,
4-27 Simon Reeves, 5-91 Jude Lane,
6-115 Ethan Cook, 7-125 Gavin Bullock-Foran,
8-149 Jordan Bews, 9-149 Warren Holland,
10-163 Mitch Elliott

BOWLERS	OM	R	W	Econ	WD	NB	
Rex Suvoltos	6	1	23	3	3.83	-	-
Grant Meaney	8	2	16	1	2.00	1	2
Charlie Suvoltos	2	-	26	0	13.00	-	-
Steven Abram	8	-	38	2	4.75	2	2
Henry Meaney	8	-	35	1	4.37	-	-
Mihir Patel	2	-	20	0	10.00	-	-
Ben Harmon	1.1	1	0	3	0	-	-



btomarkets
An Australian based digital currency exchange

- Trade Bitcoins and Litecoins
- No deposit or withdrawal fees
- Fast domestic bank transfers

<https://btomarkets.net>

FIFTH XI round 12 lost to South Barwon at Belmont Common #3

South Barwon 9cc/251		Runs	BF	4s	6s	SR
Sam Farnsworth	c: R Wardle b: R Suvoltos	20	15	2	1	133.33
Isaac Saunders	b: G Meaney	15	16	1	1	93.75
Ryan Tench	c: S Abram b: C Green	47	62	3	3	75.80
Lachie Read	not out	50	77	5	0	64.93
Scott Walters	st: G Whiteside b: S Abram	1	6	0	0	16.66
Daniel Johnson	not out	60	37	3	4	162.16
Mathew Dickens	b: G Meaney	11	7	2	0	157.14
Joshua West	b: C Green	25	18	1	1	138.88
Andrew Monk	c: G Whiteside b: G Meaney	0	2	0	0	
Alexander Anticev	c: H Meaney b: G Meaney	2	4	0	0	50.00
Jye Walters	c: A Patching b: R Suvoltos	1	3	0	0	33.33
Extras	2WD, 7NB, 4LB, 6B, 0P	19				
Total	(40 overs)	9cc/251				

Fall of Wickets: 1-35 Sam Farnsworth, 2-35 Isaac Saunders, 3-120 Ryan Tench, 4-122 Scott Walters, 5-213 Mathew Dickens, 6-213 Andrew Monk, 7-226 Alexander Anticev, 8-237 Jye Walters, 9-241 Joshua West

BOWLERS	O	M	R	W	Econ	W	DNB
Rex Suvoltos	8	0	64	2	8.00	0	0
Grant Meaney	8	0	36	4	4.50	0	2
Steven Abram	8	0	28	1	3.50	2	1
Najeebullah Soomro	5	0	27	0	5.40	0	3
Craig Green	7	0	52	2	7.42	0	0
Henry Meaney	4	0	34	0	8.50	0	1

Newtown & Chilwell 113		Runs	BF	4s	6s	
Craig Green	c: S Walters b: A Anticev	23	16	4	0	143.75
Adam Patching	b: S Farnsworth	0	2	0	0	
Banjo Savage	b: D Johnson	24	26	6	0	92.30
Grant Whiteside	b: D Johnson	12	45	0	0	26.66
Charlie Suvoltos	c: M Dickens b: A Monk	27	51	3	0	52.94
Rohan Wardle	c: J West b: A Monk	4	18	1	0	22.22
Najeebullah Soomro	c&b: A Monk	9	19	0	0	47.36
Steven Abram	c: D Johnson b: A Monk	0	1	0	0	
Henry Meaney	c: S Farnsworth b: A Monk	0	8	0	0	
Rex Suvoltos	not out	0	5	0	0	
Grant Meaney	c: M Dickens b: J West	3	11	0	0	27.27
Extras	0WD, 3NB, 2LB, 6B, 0P	11				
Total	(33 overs)	113				

Fall of Wickets: 1-19 Adam Patching, 2-23 Craig Green, 3-61 Banjo Savage, 4-75 Grant Whiteside, 5-92 Rohan Wardle, 6-107 Charlie Suvoltos, 7-107 Steven Abram, 8-109 Henry Meaney, 9-110 Najeebullah Soomro, 10-113 Grant Meaney

BOWLERS	O	M	R	W	Econ	W	DNB
Sam Farnsworth	8	1	15	1	1.87	0	0
Alexander Anticev	4	0	37	1	9.25	0	2
Jye Walters	6	1	23	0	3.83	0	0
Daniel Johnson	4	1	12	2	3.00	0	1
Lachie Read	4	1	12	0	3.00	0	0
Andrew Monk (c)	6	0	10	5	1.66	0	0
Joshua West	1	0	2	1	2.00	0	0



Dan Lawrence called up to replace Harry Brook for India Tests



Former Two Blue Daniel Lawrence has been called into the English squad for the five-Test series in India.

England's preparations for the series were rocked by the news that Harry Brook will miss at least a section of the series.

An initial ECB statement specified that Brook would miss the entire series but that detail was later removed from the ECB website.

There remains a chance that Brook, who is returning home for personal reasons, will fly back out to India for the later stages of the tour.

The ECB statement also asked for the media and public to respect the Brook family's request for privacy at this time.

Lawrence, a Merriman Medallist with the Two Blues before returning to England to make his Test debut, has been called up in Brook's place.

He was most recently seen during the Big Bash opening the batting for the Melbourne Stars.

The 26-year-old hasn't represented England since Joe Root's final Test in charge as captain back in March 2022 against West Indies in Grenada.

That said, Lawrence was a regular presence in squads across the 2023 summer without getting a game.

There was great disappointment among Two Blue supporters of Dan who went to England hoping to see him play in one of the Ashes Tests.

He was also strangely, giving his performances for the English Lions, left out of the senior XI when England toured Australia.

He wasn't included in the England XI for the first Test, with Jonny Bairstow preferred as a specialist batsman.

Perhaps Dan's luck will change with his signing for Surrey after a decade of service to Essex, which included him being awarded the Gooch/Insole Scholarship that brought him to Newtown.



Congrats as debutante Tom Patterson takes his first catch

Two Blue scoreboard 2023/24 round 12

FIRST XI defeated South Barwon on Reynolds Oval

Umpires: Arthur Hodgson & Brad Clarke Scorer: Mark Turnley

Nick Butters (South Barwon) won toss and batted.



Two Blues' finals hopes stay alive after superb run chase by Wes Cusworth

Newtown & Chilwell's dream of finals has a pulse thanks to a brilliant undefeated 141 from opener Pat McKenna; the win elevating the Two Blues to within six points of the top bracket as five sides scramble for positions three and four on the GCA1 ladder.

The 231-ball masterclass was the second time McKenna has carried his bat to victory with the first – an undefeated 115 – coming in the Round 6 defeat of Grovedale.

“It was pretty unbelievable to watch, to be honest, he's that stubborn that he just hates losing, he'll do anything to win,” elated Two Blues skipper Dylan Hodge said post-game.

“Sometimes that means he's got to bat for the day and work through whatever fatigue, heat, dehydration or whatever he's got; he'll just do it to get a result.”

South Barwon 9cc/337		Runs	BF	4s	6s	SR
Mathew Dawson	c: S Allen b: J Lewis	10	28	2	0	35.71
Leigh Lorenzen	b: A Bain	27	60	5	0	45.00
Nick Butters (c)	c: D Hodge b: N Burke	4	7	1	0	57.14
Bryson Nicholls	lbw: A Bain	84	188	12	0	44.68
Nathan Pearson	c: S Allen b: P McKenna	46	95	6	0	48.42
Sam Ellis	b: D Hodge	20	31	2	0	64.51
Jasper George	c: T Windus b: P McKenna	5	449	4	3	110.20
Andrew Ross	c: T Windus b: P McKenna	59	73	5	1	80.82
Bradley Hauenstein	not out	14	10	0	1	140.00
Willem Breuer	b: P McKenna	0	1	0	0	0
Nick Platt	not out	0	1	0	0	0
Extras	0WD, 3NB, 8LB, 8B, 0P	19				
Total	(90 overs)	9cc/337				

Newtown & Chilwell 3/342		Runs	BF	4s	6s	SR
Patrick McKenna	not out	141	231	16	5	61.03
Samuel Mitchell	c&b: B Nicholls	0	6	0	0	0
Tyson Windus	b: Nick Platt	39	82	6	0	47.56
Ronnie McKenna	c: S Ellis b: N Butters	72	103	10	0	69.90
Noah Guida	not out	60	48	7	3	125.00
Chay Deary	dnb					
Dylan Hodge (c)	dnb					
Jorden Lewis	dnb					
Archie Bain	dnb					
Sam Allen	dnb					
Nick Burke	dnb					
Extras	4WD, 7NB, 12LB, 2B, 5P	30				
Total	(77.1 overs)	3/342				

Fall of wickets: 1-21 Matthew Dawson, 2-30 Nick Butters, 3/52 Leigh Lorenzen, 4-153 Nathan Pearson, 5-203 Sam Ellis, 6-203 Bryson Nicholls, 7-307 Jasper George, 8-330 Andrew Ross, 9-330 Willem Breuer.

Fall of wickets: 1-5 Sam Mitchell, 2-93 Tyson Windus, 3-250 Ronnie McKenna

BOWLERS	O	M	R	W	Econ	W	NB
Archie Bain	14	0	61	2	4.35	0	0
Jorden Lewis	28	8	84	1	3.00	0	0
Nick Burke	6	1	19	1	3.16	0	0
Dylan Hodge (c)	14	5	27	1	1.92	0	0
Sam Allen	7	1	22	0	3.14	0	0
Noah Guida	8	1	46	0	5.75	0	3
Patrick McKenna	13	1	62	4	4.76	0	0

BOWLERS	O	M	R	W	Econ	W	NB
Sam Ellis	12.1	0	72	0	5.91	1	6
Bryson Nicholls	14	4	54	1	3.85	1	0
Jasper George	4	0	18	0	4.50	0	1
Nathan Pearson	3	0	24	0	8.00	2	0
Nick Platt	17	4	57	1	3.35	0	0
Nick Butters (c)	14	0	64	1	4.57	0	0
Bradley Hauenstein	13	5	34	0	2.61	0	0



Archie Bain celebrates bowling Leigh Lorenzen. Pic by Wes Cusworth



Paddy McKenna drives. Pic by Wes Cusworth.



POWERFUL COMMUNICATIONS, SIMPLY 56



Two Blues' finals hopes stay alive after superb run chase

Day 1:

South Barwon has strengthened its claim for a top-four finish after an accomplished 84 from emerging star Bryson Nicholls anchored the Swans' imposing 9-337 against Newtown and Chilwell at Reynolds Oval.

The elegant Nicholls struck 12 boundaries in his 188-ball contribution providing the platform for the home side's latter order to again cash in with a period of lusty hitting.

Nicholls' landmark innings came after some early concern for the Swans as they slipped to 3-52 with attacking trio Leigh Lorenzen (27), Mat Dawson (10) and skipper Nick Butters (four) back in the pavilion.

That preceded a crucial 111-run, fourth-wicket stand between Nicholls and fellow young gun Nat Pearson (46).

"It was similar to last game against Grovedale, where it was just about me anchoring the innings," an elated Nicholls said at the day's end.

"It was good batting with Nat, it was pleasing to see him get a few runs this week after missing the last couple of games."

In weathering the storm, Nicholls paid tribute to the pressure applied by the Two Blues attack.

"Jorden Lewis bowled well with 'Hodgey' (Dylan Hodge) up around the top of the order,

while Archie Bain and Noah Guida were good for them through the middle period," Nicholls said.

"I thought even Sam Allen's leg spin was quite handy as well."

While Pat McKenna was the Two Blues' best rewarded bowler with 4-62 from 13 overs, several of the visitors were met head-on by some challenging late-order aggression led by Jasper George's 49-ball 54 and 59 from 73 balls from Andrew Ross.

The pair added 104 for the seventh wicket in just 17 overs.

"Batting those middle overs allowed those guys to come in at the end and whack the ball a bit," Nicholls said.

"They've really enjoyed coming in with about 20 overs left and having the licence to go for it, so it was really good to see them bat well."

Day 2:

Despite the early loss of Sam Mitchell, McKenna teamed with Tyson Windus (39) for a vital 88-run stand, before joining forces with English-raised namesake Ronnie McKenna (72) in a brilliant 157-run partnership for the third wicket.

South Barwon may have felt in the game when skipper Nick Butters (1-64) removed Ronnie McKenna with 88 still required, although that hope was swiftly quashed with a ballistic cameo

from 19-year-old all-rounder Noah Guida.

Guida pounced on any available width or length in hammering three sixes and seven fours that saw him dominate the unbroken fourth wicket stand with Pat McKenna with a 48-ball 60.

"I've said before that we have guys like Noah and Archie Bain, who can genuinely bat, but being bowlers, have probably batted lower than where they probably could have in the past," Hodge said.

"So that's where we decided to give Noah a go up at five, and he did it against the old ball, he scored against spin, he scored against pace, they brought the new ball out and he basically finished the game."



Noah Guida goes big. Pic by Ryan Fraser.

Along with his on-field heroics, Hodge credits Pat McKenna with instilling belief in the Two Blues pre-game as they prepared to pursue South Barwon's daunting 337.

"Pat encouraged our guys not to think about the scoreboard, but just to have the objective to bat 80 overs," Hodge said.

"We agreed that we'd decide after 60 to 65 overs as to whether we we're going to bat for the draw or go for the win, depending on how many runs we needed and how many wickets were down.

"A score like 340 can be daunting, so we just reminded our batsmen to take their mind off the scoreboard and just do it in 20-run blocks; get to 20, tick it off, then get to the next 20."

The success leaves Newtown & Chilwell in contention with games against Lara and Highton to come.

"It's all very tight between third and eighth and they're two sides that we're neck and neck with," Hodge said.

"Some other results and different things need to happen, but if we win those two games, I think we're definitely going to be around the mark."



Noah Guida celebrates his 50. Pic by Ryan Fraser.





The great Two Blues' run chases



The run chase last round against South Barwon is now officially the greatest in the club's history with 3 for 342 knocking off the 8/290 against St Josephs in round 3 of season 2016/17.

The great run chases...

- N&C 3/342 defeated South Barwon 9cc/337 round 12, 2023/24.
- N&C 8/290 defeated St Josephs 2/287 round 3, 2016/17.
- N&C 6/283 defeated East Belmont 4/281 round 8, 2006/07.
- N&C 8/270 defeated North Geelong 8/268 semi, 1999/2000.
- N&C 5/255 defeated Leopold 252 round 12, 2018/19.
- N&C 7/247 defeated Lara 9/241 round 8, 1997/98.

Benny Neville loved those run chases!

To balance the ledger slightly, the greatest loss in a run chase was in round 3 in 2001/02 when North Geelong 5/286 chased down the Two Blues' 8/280.


SEMI FINAL SCOREBOARD

FIRST XI
North Geelong first innings

R. Aylmer c L. Muller b G. Castle	3
N. Afford c R. Kiddle b D. Royce	48
G. Beaumont c J. Vinken b G. Castle	5
A. Clark c B. Neville b L. Muller	128
S. Blackford c J. Vinken b D. Royce	9
S. Hall c J. Vinken b D. Royce	13
P. Quick c & b D. Royce	18
P. Kenyon not out	25
A. Muncy lbw L. Muller	0
J. Brown not out	8
Sundries	10
Total (for eight wickets)	269
Fall: 16, 22, 75, 92, 143, 179, 250, 251.	
Bowling: G. Castle 21-3-251, S. Hucker 20-0-89, B. Royce 31-10-77, R. Kiddle 19-0-28, L. Muller 3-0-25	

Newtown & Chilwell first innings

J. Muller c S. Hall b P. Quick	6
H. Stephenson c & b A. Muncy	8
M. Wood c P. Kenyon b A. Muncy	10
L. Muller c S. Hall b J. Brown	26
R. Kiddle bowled P. Quick	48
B. Neville run out	123
H. Clarke c P. Kenyon b A. Muncy	2
J. Vinken c Clark b A. Muncy	4
D. Royce not out	14
G. Castle not out	20
Total (for eight wickets)	270
Fall: 18, 28, 29, 83, 129, 172, 200, 237.	
Bowling: P. Quick 26-3-91, A. Muncy 20-1-4-71, A. DiGiacomo 5-1-0-24, R. Aylmer 21-10-0-36, J. Brown 7-3-1-14, G. Beaumont 4-0-0-24	



Ben Neville slammed his way to a match-winning knock of 123. Photo: BELINDA JAMES

Semi final season 1999/2000.

Joeys throw away victory

LACHIE YOUNG
GCAI

NEWTOWN pulled off one of the most stunning victories in recent GCAI memory on Saturday, winning a thrilling encounter against St Joseph's by two wickets.

Having been set a target of 288 by Joeys, the Two Blues fought their way back from 5-112 thanks to half centuries from Jordan Clark (57) and Yves Roussety (51) to give themselves a hope of pulling off an upset.

Newtown captain Shane Franklin (39) looked set to play the role of hero for his team but was bowled off the second ball of the final over with just three runs needed for the victory.

The new man to the crease, Jackson Davis, managed to score a single to give Harry Christie the strike, and when Christie hit the ball directly to mid-off, St Joseph's had an easy chance for a ninth wicket.

However, the throw to the wicketkeeper's end missed its target and the ensuing overthrows gave Newtown its third win of the season.

Franklin said while he would have liked to be out there to hit the winning runs, the win was all that mattered.

Earlier in the day Luke Ibbs (115) smashed a century for Joeys and received able support from Justin Foss (68) and Leigh Kentish (65 not out).



FIRSTS

defeated East Belmont at Winter Reserve
RESULT - won by 2 runs
Umpire - Geoff Deppeler
An inspired cameo batting performance by dual First XI premiership star Ben Neville has seen the First XI to a remarkable victory against reigning premiers East Belmont.

On an unforgettingly fast dry ground at Winters Reserve the Ones toiled to hold the home side to 4 for 281 prior to taking on one of the greatest run chases in the club's history. With John Rees (77), skipper Barry Tsitas (34) and Simon Pearce (52) all firing the Two Blues looked well placed at 2/188 after 37 overs.

Wickets tumbled as Ben Neville playing his first game for the club in four seasons took to the wicket with those 13 overs remaining and plundered 74 not out in the last 95 runs of the innings. Six sixes and 3 fours saw him single handedly seal a magnificent victory with just 3 balls remaining on a ground "The Freak" has made his own with some magnificent batting over the years.

East Belmont 4/281

A. Baars	std M. Kelson b S. Pearce	111
J. McDonald	c M. Kelson b S. Mullen	7
H. McDonald	c M. Kelson b J. Rees	17
D. Allan	bowled S. Gove	85
M. Hanley	not out	42
J. Noble	not out	1
50 overs	TOTAL	4 for 281
FOW: 13, 83, 167, 279.		
Bowling:	Shannon Gove	7/0/143
	Scott Mullen	5/1/1/20
	John Rees	9/1/1/30
	Simon Rau	5/0/0/43
	Simon Pearce	10/0/1/41
	Barry Tsitas	9/0/0/63
	Ben Neville	5/0/0/35

Newtown & Chilwell 9/283

John Rees	c M. Hanley b D. Allan	77
Barry Tsitas	lbw J. Timberlake	34
Simon Pearce	c M. Hanley b G. Dew	52
Mick Kelson	run out	15
Josh Hunt	c H. McDonald b D. Allan	7
Ben Neville	not out	74
Rhys Bennett	lbw G. Dew	1
Adam Lavars	run out	2
Shannan Gove	lbw B. Allan	6
Simon Rau	bowled B. Allan	0
Scott Mullen	not out	1
Extras		14
49.3 overs	TOTAL	9 for 283
FOW: 52, 163, 188, 189, 210, 218, 234, 264, 264.		
111 run second wicket partnership by Rees/Pearce.		
Bowling: B. Allan 6.3/4/2/11, L. Allan 7/0/0/63, J. Noble 10/0/0/43, J. Timberlake 8/0/1/45, D. Allan 10/0/2/45, G. Dew 8/1/2/65.		

FIRST XI defeated St Josephs on Zampatti Oval St JOSEPHS 2/287cc

LA Ibbs	b N McGuane	115
JD Foss	lbw b N McGuane	68
L Kentish	not out	65
A Hodgson	not out	12
Extras	(nb 6, w 14, b 0, lb 7)	27
Total	50 overs	2/287 (cc)
FOW:	196 (JD Foss) 218 (LA Ibbs)	
Bowling	O M WR Nb Wd	
J Clark	10 2 0 60 3 1	
N McGuane	10 1 2 48 0 6	
J Davis	4 0 0 22 1 1	
H Christie	6 0 0 39 1 4	
G Chisholm	10 1 0 40 0 1	
C Bingham	6 0 0 34 0 1	
S Franklin	4 0 0 37 1 0	

NEWTOWN & CHILWELL 8/290d

G Chisholm	c TA Walerys b A Casey	49
W Simson	run out	47
C Bingham	b F Gill	9
+T Hosking	c TA Walerys b F Gill	2
J Clark	c McTaggart b DJMorgan	57
N Waldie	lbw b JD Foss	0
Y Roussety	run out	51
*S Franklin	b S McTaggart	39
H Christie	not out	26
J Davis	not out	1
N McGuane	dnb	
Extras	(nb 0, w 3, b 1, lb 5)	9
Total	49.4 overs	8/290
FOW:	72 (G Chisholm) 96 (C Bingham) 111 (W Simson) 111 (N Waldie) 112 (T Hosking) 195 (J Clark) 244 (Y Roussety) 284 (S Franklin)	
Bowling	O M WR Nb Wd	
F Gill	10 2 2 26 0 1	
TA Walerys	8 0 0 54 0 2	
L Kentish	9 1 0 67 0 0	
S McTaggart	6.4 0 1 53 0 0	
A Casey	6 1 1 31 0 0	
JD Foss	8 0 1 32 0 0	
DJ Morgan	2 0 1 21 0 0	

SECOND XI

lost to South Barwon
on KFC Oval
Umpires: Gary Ralph
& Trent Salter

South Barwon 8dec/278

Harry Gamble	c: A Fleet b: S Taylor	30
Lachlan Vivian	std ? b: Lachlan Norton	104
Andrew Webb	c: T Kiddle b: J Norman	5
Kyle Smith	c: L Norton b: J Norman	12
David Linke (c)	run out	99
Fletcher Russell	run out	1
Ross Fagan	c: ?b: L Norton	6
Taj Hinkley	not out	5
Jay Davies	c: ?b: L Norton	4
Extras	1WD, 8NB, 2LB, 1B, 0P	12
Total	(80 overs)	8d/278

Fall of Wickets: 1-33 Harry Gamble, 2-39 Andrew Webb, 3-60 Kyle Smith, 4-254 David Linke, 5-255 Fletcher Russell, 6-261 Lachlan Vivian, 7-274 Ross Fagan

BOWLERS	O	M	R	W	Econ	WD	NB
Sam Taylor	18	2	61	1	3.38	-	-
Arch Fleet	16	3	42	0	2.62	-	-
Joshua Norman	15	4	28	2	1.86	-	-
Lewis Povey	15	2	55	0	3.66	-	-
Tom Kiddle	3	1	12	0	4.00	-	-
Lachlan Norton	13	0	77	3	5.92	-	-

Newtown & Chilwell 182

Darren Fleet	b: T Hinkley	3
Jordan Tegelhuter (c)	c: K Smith b: J Hanneysee	33
Jarad Battenally	b: S Ray	30
Douglas Bergamin	std ? b: S Ray	7
Tom Kiddle	b: A Webb	20
Charlie Windt	c: ? b: S Ray	12
Lachlan Norton	c: ? b: J Hanneysee	23
Lewis Povey	c: ? b: T Hinkley	11
Joshua Norman	not out	32
Sam Taylor	c: ? b: R Fagan	3
Arch Fleet	b: F Russell	5
Extras	0WD, 1NB, 1LB, 1B, 0P	3
Total	(64 overs)	182

Fall of Wickets: 1-3 Darren Fleet, 2-47 Jordan Tegelhuter, 3-75 Jarad Battenally, 4-84 Douglas Bergamin, 5-102 Tom Kiddle, 6-110 Charlie Windt, 7-127 Lewis Povey, 8-145 Lachlan Norton, 9-164 Sam Taylor, 10-182 Arch Fleet

BOWLERS	O	M	R	W	Econ	WD	NB
Taj Hinkley	12	2	38	2	3.16	-	-
Jed Hanneysee	16	3	58	2	3.62	-	-
Fletcher Russell	8	0	21	1	2.62	-	-
Ross Fagan	12	6	14	1	1.16	-	-
Sydney Ray	12	4	36	3	3.00	-	-
Andrew Webb	4	0	13	1	3.25	-	-

winkipop media
online photo specialists



THIRD XI

drew with South Barwon
on Gil Rush Oval
South Barwon #5

South Barwon 219

Newtown & Chilwell 9/162?

Another milestone for BJ

Earlier this season, Brendan "BJ" Twaddle took his 250th wicket for the club.

Next weekend, he plays his 200th game for the Two Blues.

As well as being a more than handy cricketer since making his senior debut 20 summers ago, he has been a great servant off the field, working on the committee, and doing one of the toughest and too often most unthanked jobs of all – MERCH.

Congratulations BJ on another milestone and thank you for your great service to the club.



59

FOURTH XI

defeated South Barwon
on Shaw Oval

South Barwon 66

Stephen Whittingham	lbw: Aidan Grace	4
Daniel Brockett	c: ? b: A Grace	0
Ryan Tench	b: A Grace	0
Dylan Mulgrew	c: M Sadowy b: J Gordon	0
Noah Adamson	c: Z Stokes b: T Agar	6
Jack Hauenstein	c: A Sadowy b: L West	0
Oliver Harper	c: M Sadowy b: A Duff	8
Gerard Whelan	c: A Grace b: L West	21
Koby Olsen	not out	6
Ryan Boyer	b: A Grace	11
Connor Baensch	b: A Grace	2
Extras	1WD, 5NB, 2LB, 5B, 0P	13
Total	(43 overs)	66

Fall of Wickets: 1-3 Daniel Brockett, 2-5 Ryan Tench, 3-6 Dylan Mulgrew, 4-6 Stephen Whittingham, 5-12 Jack Hauenstein, 6-12 Noah Adamson, 7-35 Oliver Harper, 8-43 Gerard Whelan, 9-64 Ryan Boyer, 10-66 Connor Baensch

BOWLERS	O	M	R	W	Econ	WD	NB
Jack Gordon	14	9	11	1	0.78	-	-
Aidan Grace	9	4	7	5	0.77	-	-
Levi West	4	0	11	2	2.75	-	-
Tom Agar	7	2	14	1	2.00	-	-
Angus Duff	9	3	21	1	2.33	-	-

Newtown & Chilwell 8/345

	Runs	4s	6s
Mihir Patel	c: R Tench b: C Baensch	10	1
Andrew Sadowy	b: R Boyer	13	2
Mark Ainsworth	b: O Harper	10	1
Madden Sadowy	lbw: J Hauenstein	36	2
Jacob Harmon	c: S Whittingham b: J Hauenstein	110	13
Tom Agar	lbw: J Hauenstein	2	-
Zac Stokes (c)	b: K Olsen	93	4
Angus Duff	c: J Hauenstein b: S Whittingham	49	4
Jack Gordon	not out	5	1
Levi West	dnb		
Aidan Grace	dnb		
Extras	1WD, 6NB, 5LB, 5B, 0P	17	
Total	(94 overs)	8/345	

Fall of Wickets: 1-23 Andrew Sadowy, 2-25 Mihir Patel, 3-57 Mark Ainsworth, 4-98 Madden Sadowy, 5-200 Angus Duff, 6-308 Jacob Harmon, 7-339 Zac Stokes, 8-345 Tom Agar.

BOWLERS	O	M	R	W	Econ	WD	NB
Ryan Boyer	21	3	49	1	2.33	-	-
Connor Baensch	7	1	21	1	3.00	-	-
Gerard Whelan	14	2	50	0	3.57	-	-
Stephen Whittingham	3	0	15	1	5.00	-	-
Jack Hauenstein	25	2	97	3	3.88	-	-
Koby Olsen	9	0	57	1	6.33	-	-
Oliver Harper	12	1	35	1	2.91	-	-
Noah Adamson	3	0	11	0	3.66	-	-

HANNEYSEE CAR SALES

btomarkets

An Australian based digital currency exchange

- Trade Bitcoins and Litecoins
- No deposit or withdrawal fees
- Fast domestic bank transfers

<https://btomarkets.net>

FIFTH XI round 13 defeated St Peters at Eastern Park #3

St Peters 263

Matthew Healy	b: Jack Hastie	5
James Logan	c: B Williams b: R Suvoltos	8
Jackson Davis	c: H Meaney b: R Suvoltos	53
Will Tamassy	c: J Hastie b: T Levick	72
Shane Jack	b: J Hastie	23
Heath Jamieson	lbw: H Meaney	31
Christopher Jack	c: R Suvoltos b: A Patching	32
Fill-in	lbw: A Patching	11
Bharat Sharma	b: A Patching	5
Noah Healy	not out	1
Cameron Healy	c: C Green b: T Levick	1
Extras	3WD, 10NB, 8LB, 0B, 0P 21	
Total	(38.3 overs)	263

Fall of Wickets: 1-14 Matthew Healy, 2-18 James Logan, 3-155 Shane Jack, 4-194 Heath Jamieson, 5-227 Christopher Jack, 6-234 Player, 7-240 Bharat Sharma, 8-241 Cameron Healy, 9-244 Jackson Davis, 10-263 Will Tamassy.

BOWLERS	O	M	R	W	Econ	WD	NB
Rex Suvoltos	6	-	51	2	8.50	-	3
Jack Hastie	8	1	24	2	3.00	3	1
Tom Levick	6.3	1	40	2	6.15	-	2
Anthony Lean	4	-	49	0	12.25	-	3
Barnaby Williams	6	-	49	0	8.16	-	1
Henry Meaney	4	-	28	1	7.00	-	-
Adam Patching (c)	4	1	14	3	3.50	-	-

Newtown & Chilwell 2/264

		Runs	4s	6s
Charlie Suvoltos	c: ? b: Shane Jack	8	2	0
Adam O'Connor	retired not out	50	9	0
Barnaby Williams	retired not out	52	7	0
Adam Patching	run out	8	1	0
Tom Levick	retired not out	50	7	2
Anthony Lean	retired not out	50	6	3
Max Inderberg	not out	20	5	0
Jack Hastie	not out	12	0	2
Rex Suvoltos	dnb			
Henry Meaney	dnb			
Craig Green	dnb			
Extras	4WD, 6NB, 0LB, 4B, 0P,	14		
Total	(33.3 overs)	2/264		

Fall of Wickets: 1-8 Charlie Suvoltos, 2-90 Adam Patching.

BOWLERS	O	M	R	W	Econ	WD	NB
Shane Jack	8	-	52	1	6.50	-	-
Cameron Healy	8	-	54	0	6.75	1	-
Heath Jamieson	8	-	64	0	8.00	2	3
Fill-in	6.3	-	52	0	8.00	-	3
Bharat Sharma	2	-	25	0	12.50	-	-
Noah Healy	1	-	13	0	13.00	1	-



FIFTH XI round 14 defeated Highton at Belmont High School

Newtown & Chilwell 268

		Runs	4s	6s
Adam Patching (c)	not out	68	7	4
Adam O'Connor	c: ? b: Z Coventry	41	9	-
Barnaby Williams	b: D Reid	9	-	-
Harneet Dhamija	c: ? b: D Trickett	4	1	-
Charlie Suvoltos	c&b: Zane Coventry	10	1	-
Tom Levick	c: ? b: Z Coventry	85	13	2
Grant Whiteside	b: D Reid	4	-	-
Jack Hastie	c: ? b: K Friswell	7	1	-
Anthony Lean	c: ? b: K Friswell	18	2	1
Rex Suvoltos	c: ? b: K Friswell	5	-	-
Henry Meaney	run out	4	1	-
Extras	1WD, 4NB, 5LB, 3B, 0P	13		
Total	(37.1 overs)	268		

Fall of Wickets: 1-96 Adam O'Connor, 2-101 Harneet Dhamija, 3-114 Charlie Suvoltos, 4-135 Barnaby Williams, 5-142 Grant Whiteside, 6-200 Jack Hastie, 7-203 Anthony Lean, 8-211 Henry Meaney, 9-212 Rex Suvoltos, 10-268 Tom Levick

Highton 5cc/257

Matthew Stephens	retired not out	50
Darren Graham	c: T Levick b: A Lean	8
Michael Friswell	lbw: H Meaney	5
Zane Coventry	retired not out	50
Kevin Friswell	retired not out	50
Davin Reid	c: A O'Connor b: A Patching	9
Jeremy Leak	c: H Dhamija b: A Patching	17
Jason Wilde (c)	b: A Patching	30
Riley Trickett	not out	1
Lachlan Dundas	not out	1
Extras	8WD, 11NB, 4LB, 13B, 0P	36
Total	(40 overs)	5cc/257

Fall of Wickets: 1-34 Darren Graham, 2-69 Michael Friswell, 3-198 Davin Reid, 4-230 Jeremy Leak, 5-256 Jason Wilde

BOWLERS	O	M	R	W	Econ	WD	NB
Rex Suvoltos	8	1	25	0	3.12	-	-
Jack Hastie	3	-	25	0	8.33	1	2
Anthony Lean	6	-	56	1	9.33	7	8
Henry Meaney	3	-	19	1	6.33	-	-
Tom Levick	8	2	19	0	2.37	-	-
Barnaby Williams	5	-	45	0	9.00	-	-
Adam Patching (c)	7	-	51	3	7.28	-	1



BWCC 1sts C grade round 12 defeated Bell Park Sheahan match abandoned due to injured player, Navy won on run rate. on Hamlyn Park

Bell Park Sheahan 106


Denise Airey	b: H Birah	1
Alisha Aldridge	lbw: B Duff	10
Louise Darbyshire	lbw: S Meaney	0
Dani Du Toit	c: S Meaney b: M Birah	6
Michelle Gerdtz	c: L Marino b: B Milverton	0
Lauren Neville	not out	36
Mollie Robbins (c)	b: B Duff	18
Emily Ruseler	c: K Seiffert b: M Birah	16
Jackii Hutchison	c: M Gavin b: S Meaney	9
Extras	2WD, 7NB, 1LB, 0B, 0P	10
Total	(20 overs)	106

BOWLERS	O	M	R	W	Econ	WD	NB
Harman Birah	2	-	16	1	8.00	-	-
Mehar Birah	4	-	29	2	7.25	-	-
Bianca Duff	4	-	14	1	3.50	-	-
Susan Meaney (c)	4	-	12	2	3.00	-	-
Belinda Milverton	2	-	12	1	6.00	-	-
Allison Wedding	4	-	23	1	5.75	-	-

Newtown & Chilwell 2/80

Bianca Duff	b: L Darbyshire	14
Lauren Marino	lbw: L Neville	18
Susan Meaney (c)	not out	24
Kate Seiffert	not out	18
Annabelle Johanson	dnb	
Harman Birah	dnb	
Mehar Birah	dnb	
Belinda Milverton	dnb	
Michelle Gavin (vc)	dnb	
Florianne Twaddle	dnb	
Allison Wedding	dnb	
Extras	0WD, 6NB, 0LB, 0B, 0P	6
Total	(11.5 overs)	2/80

BOWLERS	O	M	R	W	Econ	WD	NB
Alisha Aldridge	2	-	11	0	5.50	-	-
Louise Darbyshire	2	-	22	1	11.00	-	-
Michelle Gerdtz	2	-	16	0	8.00	-	-
Lauren Neville	2	-	9	1	4.50	-	-
Emily Ruseler	3	-	21	0	7.00	-	-
Rhyder Zdybel	0.5	-	1	0	1.20	-	-



BWCC 2nds E grade round 12 lost to Modewarre on Shaw Oval

Modewarre 78

Kalarni Boddington	b: S Wynd	0
Bryoni Butler	c: R Wright b: J Holt	21
Georgina Cameron	c: E White b: C White	0
Louise Kahle (c)	c: R Wright b: J Holt	2
Emily Matthews	b: S Hanneysee	0
Britney McInnes	c: R Wright b: J Holt	0
Kristy McInnes	not out	33
Maddison Quilliam	c: J Holt b: S Wynd	5
Alexandra Sewell	c&b: Jules Holt	0
Extras	1WD, 15NB, 0LB, 1B, 0P	17
Total	(17.5 overs)	78

Fall of Wickets: 1-18 Maddison Quilliam, 2-70 Louise Kahle, 3-70 Alexandra Sewell, 4-72 Kalarni Boddington, 5-72 Britney McInnes, 6-72 Bryoni Butler, 7-75 Georgina Cameron, 8-78 Emily Matthews.

BOWLERS	O	M	R	W	Econ	WD	NB
Scarlett Hanneysee	3.5	-	14	1	3.65	-	4
Jules Holt (c)	4	1	15	4	3.75	-	2
Maddison Tegelhuter	3	-	17	0	5.66	-	6
Carly White (vc)	3	-	11	1	3.66	-	1
Steph Wynd	4	1	20	2	5.00	1	2

Newtown & Chilwell 65

Leah Irving	lbw: K McInnes	1
Rebecca Wright	c: B Butler b: B McInnes	12
Alice Marquand	b: B McInnes	4
Keely Franklin	b: B Butler	1
Steph Wynd	run out: B Butler	3
Carly White (vc)	c: K McInnes b: S Kennelly	5
Kirsty Mellross	b: G Cameron	9
Jules Holt (c)	not out	2
Erin White	not out	5
Maddison Tegelhuter	dnb	
Scarlett Hanneysee	dnb	
Extras	2WD, 19NB, 0LB, 1B, 0P	22
Total	(20 overs)	65

Fall of Wickets: 1-7 Leah Irving, 2-34 Rebecca Wright, 3-35 Alice Marquand, 4-39 Keely Franklin, 5-43 Steph Wynd, 6-47 Carly White, 7-62 Kirsty Mellross.

BOWLERS	O	M	R	W	Econ	WD	NB
Kalarni Boddington	2	-	11	0	5.50	1	8
Bryoni Butler	2	-	4	1	2.00	-	1
Georgina Cameron	4	1	8	1	2.00	-	-
Sinead Kennelly	2	-	7	1	3.50	-	1
Emily Matthews	2	-	4	0	2.00	1	2
Britney McInnes	2	-	6	2	3.00	-	-
Kristy McInnes	2	-	11	1	5.50	-	7
Maddison Quilliam	1	-	7	0	7.00	-	-
Alexandra Sewell	3	-	5	0	1.66	-	-

WOMEN'S FIRST AND SECOND XIs SNARE FINALS PLACES WITH A ROUND TO GO

The Newtown and Chilwell Cricket Club's Women's First XI secured a finals spot still with a round to go via solid win over Bannockburn out there.

Bianca Duff had a gem of a day, scoring 50 not out, taking a couple of catches and a wicket.

Batting first the Two Blues made 5-108, then bowled out Bannockburn for 91.

A highlight of the bowling performance was Mehar Birah getting three wickets on her 15th birthday.

Belinda Milverton claimed a couple of wickets to ensure for the second year in a row, the First XI will be playing finals, with the aim very much on going one better than a losing grand final.

The Second XI also secured a finals spot with a round to go by beating Bell Park's Second XI.

The Two Blues were chasing Bell Park's 4-91 from 20 overs after winning the toss and putting the Dragons in.

Maddy Tegs did the damage with the ball with two for nine from four overs.

The White Sisters then teamed up to take another two wickets with a catch and a run out.

Kirsty Mellross thrived on the opportunity to open the batting for the four time and smashed a four from the first ball

That total was passed in the 19th over after Bec Wright scored 22, Alice Marquand was run out for 16 and Steph Wynd was unbeaten on 11 along with Maddy Tegs, who was on nine when the match was won.

For both teams to be finals bound before the end of the home and away season attests to the continuing development of the women's program at the Two Blues.

BWCC 1sts C grade round 13 defeated Bannockburn at Bannockburn no 1

Bannockburn 86

Kirra Beckley	c: B Duff b: B Milverton	3
Ruby Galbraith (c)	b: B Duff	5
Jorja Jacobs	c&b: B Milverton	15
Tiana Krilcic	b: B Milverton	4
Brittany Mitchell	c: B Duff b: M Birah	1
Ashlee Richardson	b: S Meaney	38
Erin Thomson	b: A Wedding	2
Paige Weber	not out	10
Fill-in	lbw: Mehar Birah	0
Extras	3WD, 3NB, 1LB, 1B, 0P	8
Total	(18.2 overs)	86

BOWLERS	O	M	R	W	Econ	WD	NB
Harman Birah	1	-	7	0	7.00	-	-
Mehar Birah	4	-	20	2	5.00	-	-
Bianca Duff	3	-	6	1	2.00	-	-
Susan Meaney (c)	4	-	21	1	5.25	-	-
Belinda Milverton	1.2	-	5	2	3.75	-	-
Allison Wedding	4	-	21	2	5.25	-	-

Newtown & Chilwell 4cc/108

Bianca Duff	retired not out	50
Michelle Gavin (vc)	b: R Galbraith	2
Susan Meaney (c)	lbw: A Richardson	3
Belinda Milverton	c: ? b: J Jacobs	11
Kate Seiffert	b: J Jacobs	15
Florianne Twaddle	not out	4
Allison Wedding	not out	11
Annabelle Johanson	dnb	
Harman Birah	dnb	
Mehar Birah	dnb	
Extras	6WD, 2NB, 0LB, 4B, 0P	12
Total	(20 overs)	4cc/108

BOWLERS	O	M	R	W	Econ	WD	NB
Ruby Galbraith (c)	4	-	19	1	4.75	-	-
Jorja Jacobs	4	-	22	2	5.50	-	-
Tiana Krilcic	1	-	7	0	7.00	-	-
Brittany Mitchell (c)	4	-	19	0	4.75	-	-
Ashlee Richardson	4	-	14	1	3.50	-	-
Paige Weber	3	-	23	0	7.66	-	-

Super Sunday at Queen's Park

Next Sunday both women's teams will be playing at Queens Park, the First XI on KFC Oval, the Second XI on Shaw Oval.

It has already been declared Super Sunday will also celebrate Pride Round.

"We want as many people to come as possible," said the irrepressible Leah Irving.

Leah is full of praise for regular spectators, Don Royce and Jeanette Monahan who turn out to watch the women every week.

"It really means a lot to us as players to have club legends like Don and Jeanette watching us.

"This Sunday, we've love to see a few more legends, their friend, their families, everybody celebrating all the good things about the Two Blues, and there are plenty."



Heritage Meats
Home of Geelong Ham

BWCC 2nds E grade round 13 defeated Bell Park Aldridge at Vines Road Oval

Bell Park Aldridge 4cc/91

Katrina Lee	run out: E White	7
Carol Lymer (c)	c: E White b: C White	0
Halina Przastek	c: R Wright b: M Tegelhuter	23
Shannon Williams	not out	0
Jackii Hutchison	retired not out	33
Belinda Saddler	b: M Tegelhuter	1
Extras	7WD, 8NB, 0LB, 3B, 0P	18
Total	(20 overs)	4cc/91

BOWLERS	OM	R	W	Econ	WD	NB
Scarlett Hanneysee	4	-	20	0	5.00	-
Jules Holt (c)	4	-	16	0	4.00	-
Maddison Tegelhuter	4	-	9	2	2.25	-
Carly White (vc)	4	-	10	1	2.50	-
Steph Wynd	4	-	33	0	8.25	-

Newtown & Chilwell 5/92

Kirsty Mellross	b: J Taylor	4
Maddison Tegelhuter	not out	9
Carly White (vc)	run out: J Hutchison	0
Rebecca Wright	b: H Przastek	22
Steph Wynd	not out	11
Alice Marquand	run out: Jordy Taylor	16
Scarlett Hanneysee	dnb	
Jules Holt (c)	dnb	
Erin White	dnb	
Leah Irving	dnb	
Mary Malone	dnb	
Extras	13WD, 1NB, 0LB, 16B, 0P 30	
Total	(18.1 overs)	5/92

BOWLERS	O	M	R	W	Econ	WD	NB
Deborah Kelly	4	-	17	0	4.25	-	-
Katrina Lee	3	-	14	0	4.66	-	-
Halina Przastek	2	-	15	1	7.50	-	-
Jordy Taylor	4	-	11	1	2.75	-	-
Shannon Williams	2.1	-	11	0	5.07	-	-
Jackii Hutchison	3	-	24	0	8.00	-	-

Patch joins a select group

Acting 5ths captain Adam Patching joined a select Two Blue group on Saturday when he carried his bat in the 5ths against Highton at Belmont High School. Just 10 have achieved the feat over the eons.



'Carrying the Bat'

The following batsmen have achieved the feat of 'Carrying the bat' throughout the innings.

J.C. BETHERAS	made 94 not out in a total of 206	= 45.6%	against East Geelong in the Firsts on November 25, 1911.
Vin X. HASSETT	made 112 not out in a total of 224	= 50%	against North Geelong in the Firsts on October 7 and 14, 1933.
Dennis FAREY	made 9 not out in a total of 26	= 34.6%	for the N&CCC "B" team against Geelong West in rd 2 1937/38.
Frank DAWBER	made 41 not out in a total of 57	= 71.9%	against Geelong City in the Fourth on October 13, 1951.
A.J.(Ike)GOSBELL	made 24 not out in a total of 59	= 40.7%	against Geelong City in the Firsts on 2/3/52.
Graeme RHODES	made 26 not out in a total of 60	= 43.3%	in the Firsts against East Belmont on 29/10/66.
Evan DORRITY	made 94 not out in a total of 149	= 63.1%	against West in the Fourth on November 11, 1967.
David LEIGH	made 16 not out in a total of 40	= 40%	against Thomson in the Fourth on October 10, 1968.
Mick MERRIMAN	made 89 not out in a total of 164	= 54.3%	against East Belmont in the Seconds on November 3, 1984.
Ian HASTIE	made 99 not out in a total of 222	= 44.6%	versus St. Josephs in the Thirds on January 29, 1990.
Ian P. Mc GREGOR	made 94 not out in a total of 191	= 49.2%	versus Bell Post Hill in the Fifts on January 22, 1994.
Ian HASTIE	made 87 not out in a total of 158	= 55.1%	versus East Belmont in the Seconds on January 7, 1995.
Craig GREEN	made 56 not out in a total of 80	= 70%	versus Grovedale in the Sixths on November 26, 2022.
Adam PATCHING	made 68 not out in a total of 268	= 25.4%	versus Highton 5ths on 10/02/2024.

Ronnie McKenna in Country Week squad

Congrats to Ronnie McKenna who has been selected in the 15 person GCA squad to play VCCL Country Week in Melbourne this week. Go well, Ronnie.



N&CCC office bearers season 2023/24

PRESIDENT:	Tom LEVICK	0433 927 422	CHAIRMAN of SELECTORS:	Ian DALRYMPLE
SENIOR VICE PRESIDENT:	David NORMAN		CAPTAINS:	First XI Dylan HODGE Second XI Jordan TEGELHUTER Third XI Andrew KNOTT Fourth XI Jordan WHITE Fifth XI Matt SUVOLTOS
VICE PRESIDENTS:	Brendan TWADDLE Shaun PATTERSON	0400 688 970	WOMEN'S DIRECTOR of CRICKET:	Ian HASTIE 0497 540 089
SECRETARY:	Russell MITCHELL	0407 102 300	WOMEN'S TEAM COACH:	Phil TWADDLE 0431 382 691
TREASURER:	Mark AINSWORTH	0418 546 240	WOMEN'S C grade CAPTAIN:	Susan MEANEY
GENERAL COMMITTEE:	Warwick HADFIELD (Media Manager) Ian HASTIE (Women's Director of Cricket) Leah IRVING Tom MEREDITH Andrew SADOWY (Junior Coordinator) Zac STOKES (Membership Officer) Jorden TEGELHUTER Jordan WHITE		WOMEN'S E grade CAPTAIN:	Jules HOLT
CLUB MENS' COACH:	Patrick McKenna (Tom MEREDITH)		FIRST XI SCORER:	Mark TURNLEY
COACHING PANEL:	Ian DALRYMPLE David NORMAN (Bowling) Rod KIDDLE (Batting) Sam ALLEN (Fielding) Brendan TWADDLE (hard wicket)		FIRST XI MANAGER:	Mark TURNLEY
			JUNIOR COORDINATOR:	Andrew SADOWY
			BLASTERS COORDINATOR:	Andrew SADOWY
			CURATOR:	Ian SIMPSON
			PLAY HQ COORDINATOR:	Andrew SADOWY
			STATISTICIAN:	David BARNES
			IT COMMUNICATIONS:	Frank TUSKES
			TRIBUNE EDITOR:	David BARNES
			AUDITOR:	Olsen & Carter (Horsham)

Two Blue scoreboard 2023/24 round 13



FIRST XI defeated Lara on KFC Oval

Umpires: Greg Illingworth & Steve Keating Scorers: Mark Turnley & Werner Weigl
Dylan Hodge won the toss and sent Lara in.



Mckenna ton boosts Two Blues by Wes Cusworth & Dan Batten of the Geelong Advertiser.

Day 1... A Daniel Weigl double has ensured Lara's contest with Newtown and Chilwell is evenly poised following the completion of the first day's play at KFC Oval.

A critical 96-run fourth-wicket partnership between Rob Sodomaco (74) and Weigl (47) was the cornerstone to Lara's competitive, albeit under-par, 195 against the Two Blues.

Sitting six points outside the top bracket and needing to win to maintain their tenuous finals hope, the Two Blues were buoyant early as the bottom-of-the-table-placed Cats slipped to 3-63 in the face of the home side's nagging line and length bowling.

The experienced pair of Sodomaco and Weigl then proceeded to steady the ship through a union lasting 25 overs that comprised attractive stroke-play coupled with

judicious work between the wickets.

Sadly for Lara, the loss of Sodomaco precipitated a procession of wickets as Pat McKenna's 4-21, coupled with a pair of costly run outs, saw it lose its last seven wickets for just 36 runs.

However, the hosts' optimism was short-lived as Weigl (2-13) took the new ball and struck twice in the shadows of stumps to have them 2-14 and requiring a further 182 to keep their season alive.

Day 2... An important century from young gun Ronnie McKenna has kept Newtown & Chillwell's finals hopes alive, with the Two Blues securing a two-wicket win in a finals-shaping weekend of GCA1 first grade action.

McKenna came to the crease with the Two Blues in serious

strife at 4-17 chasing 196 and with wickets falling around him, the number six batter managed to hold his nerve.

The youngster hit 10 boundaries in his measured knock of 106 off 201 deliveries and was the Two Blues' eighth wicket to fall needing another 16 to win.

Captain Dylan Hodge, who came in at number ten after two night watchmen were sent in the previous week, hit the winning runs and teed off at the end, blasting 46 from just 19 deliveries with four sixes.

Lara quick Daniel Blatherwick was sensational again claiming 5-74, putting him five wickets clear at the top of the GCA1 first grade bowling leaderboard.

Hodge praised McKenna's resolve and played down his own cameo as Newtown & Chilwell moved to fifth on the ladder.

"We had a few other guys that struggled and kept losing consistent wickets but he was our rock. He simplified everything, he hit everything along the ground the whole innings, he didn't take any risks," Hodge said.

"He was just locked in all the time so it is probably the most mature knock I've seen him make for the last couple of years. He carried us it is fair to say.

"It was good to hit the winning runs at the end and then I probably cashed in on some stuff towards the end when the game was done that probably made the scorecard look more flattering than it was. But it was good to spend some time in the middle, a couple of our bats hadn't had a bat since December."



Lara 195

		Runs	BF	4s	6s	SR
Jhiah Baxter	c: D Hodge b: J Lewis	13	31	3	0	41.93
Kaden Marum	c: P McKenna b: D Hodge	17	49	2	0	34.69
Jordyn Nolan	b: N Burke	13	59	2	0	22.03
Robert Sodomaco	c: N Burke b: P McKenna	74	131	10	1	56.48
Daniel Weigl (c)	run out: A Bain	47	90	4	0	52.22
Daniel Blatherwick	lbw: P McKenna	17	59	1	0	28.81
Jack Borchard	b: P McKenna	1	5	0	0	20.00
Lucas Paatsch	c: N Burke b: S Allen	4	22	0	0	18.18
Daniel Hughes	run out: T Windus, P McKenna	0	0	0	0	0
Robert Pehar	b: P McKenna	5	26	0	0	19.23
Jaymee Guy	not out	0	6	0	0	0.00
Extras	2WD, 0NB, 2LB, 0B, 0P	4				
Total	(79.4 overs)	195				

Fall of wickets: 1-25 Jhiah Baxter, 2-31 Kaden Marum, 3-63 Jordyn Nolan, 4-159 Robert Sodomaco, 5-193 Daniel Weigl, 6-181 Jack Borchard, 7-188 Lucas Paatsch, 9-194 Daniel Blatherwick, 10-195 Robert Pehar.

BOWLERS	O	M	R	W	Econ	WDNB
Archie Bain	10	2	28	0	2.80	0 0
Jorden Lewis	17	10	29	1	1.70	0 0
Dylan Hodge (c)	13	5	29	1	2.23	0 0
Nick Burke	7	3	17	1	2.42	1 0
Sam Allen	11	0	32	1	2.90	0 0
Noah Guida	9	0	37	0	4.11	1 0
Patrick McKenna	12.4	4	21	4	1.65	0 0

Newtown & Chilwell 8/236

		Runs	BF	4s	6s	SR
Samuel Mitchell	lbw: D Weigl	1	13	0	0	7.69
Tyson Windus	b: D Weigl	0	1	0	0	0
Nick Burke	c: ? b: R Pehar	24	132	0	0	18.18
Jorden Lewis	b: D Blatherwick	12	12	2	0	100.00
Patrick McKenna	c: ? b: D Blatherwick	0	7	0	0	0
Ronnie McKenna	c: ? b: D Blatherwick	106	201	10	0	52.73
Noah Guida	b: D Blatherwick	5	33	0	0	15.15
Chay Deary	c&b: D Blatherwick	21	35	3	0	60.00
Archie Bain	not out	10	16	2	0	62.50
Dylan Hodge (c)	not out	46	19	3	4	242.10
Sam Allen	dnb					
Extras	2WD, 7NB, 2LB, 0B, 0P	11				
Total	(77 overs)	8/236				

Fall of Wickets: 1-0 Tyson Windus, 2-2 Samuel Mitchell, 3-17 Jorden Lewis, 4-17 Patrick McKenna, 5-91 Nick Burke, 6-120 Noah Guida, 7-178 Chay Deary, 8-179 Ronnie McKenna.

BOWLERS	O	M	R	W	Econ	WDNB
Daniel Blatherwick	25	6	74	5	2.96	2 3
Daniel Weigl (c)	16	4	46	2	2.87	0 2
Daniel Hughes	7	3	19	0	2.71	0 2
Jaymee Guy	12	1	36	0	3.00	0 0
Robert Pehar	12	2	26	1	2.16	0 0
Kaden Marum	4	0	25	0	6.25	0 0
Lucas Paatsch	1	0	8	0	8.00	0 0

SECOND XI

lost to Lara
on Bisinella Oval

Newtown & Chilwell 216

Jordan Tegelhuter	b: M Heyward	30
Darren Fleet	c: ?b: B Ash	2
Jarad Battenally	c: ?b: C Walsh	50
Tom Kiddle	lbw: G Blatherwick	4
Lachlan Norton	c: ?b: M Richmond	56
Sam Meaney	c: ?b: G Blatherwick	4
Jack Royce	c: ?b: M Richmond	20
Joshua Norman	b: C Walsh	13
Bailey Young	c: ?b: B Ash	10
Sam Taylor	c: ?b: C Walsh	4
Arch Fleet	not out	5
Extras	2WD, 5NB, 3LB, 8B, 0P	18
Total	(50.1 overs)	216

Fall of Wickets: 1-14 Darren Fleet,
2-39 Jordan Tegelhuter, 3-74 Tom Kiddle,
4-126 Jarad Battenally, 5-154 Sam Meaney,
6-171 Lachlan Norton, 7-196 Jack Royce,
8-196 Joshua Norman, 9-201 Sam Taylor,
10-216 Bailey Young.

BOWLERS	O	M	R	W	Econ	WD	NB
Brad Scown	7	-	49	0	7.00	-	-
George Blatherwick	10	-	34	2	3.40	-	-
Matthew Richmond	11	-	38	2	3.45	-	-
Blake Ash	6.1	-	19	2	3.08	-	-
Mitchell Heyward	8	-	44	1	5.50	-	-
Charlie Walsh	8	3	21	3	2.62	-	-

Lara 8/220

Varinder Singh Cheema	b: S Taylor	0
Jai Ash	c: J Tegelhuter b: S Taylor	25
Allen Smart	b: S Taylor	0
Timothy Bailey	b: S Meaney	15
George Blatherwick	c: S Meaney b: S Taylor	9
Brad Scown	lbw: J Norman	48
Jason Hewitt	not out	62
Blake Ash	c: J Royce b: A Fleet	18
Rhys Bath	c: J Battenally b: A Fleet	4
Matthew Richmond	not out	26
Extras	1WD, 8NB, 3LB, 1B, 0P	13
Total	(90 overs)	8/220

BOWLERS	O	M	R	W	Econ	WD	NB
Sam Taylor	22	5	5	14	2.31	-	4
Joshua Norman	20	9	40	1	2.00	1	2
Arch Fleet	20	4	37	2	1.85	-	2
Sam Meaney	10	3	1	71	1.70	-	-
Lachlan Norton	11	2	46	0	4.18	-	-
Jack Royce	3	1	15	0	5.00	-	-
Bailey Young	4	1	10	0	2.50	-	-

THIRD XI

drew with Lara
on Shaw Oval

Lara 9d/327

David Roach	c: A Kalz b: J Harmon	123
Joe Garipoli	c: M Scott b: Z Stokes	55
Patrick Dearnaley	c: A Knott b: Z Stokes	12
Flynn Higgins	c: M Scott b: J Harmon	13
Inam Ullah	c: M Chapman b: L Povey	5
Nate Scown	b: L Povey	0
Rahul Prashar	c: A Grace b: B Twaddle	7
Dallas Grech	c: A Knott b: L Povey	4
Jack Goodwin	not out	37
Drew Kinsella	b: B Twaddle	10
Extras	5WD, 3NB, 14LB, 35B, 0P	57
Total	(75 overs)	9d/327

BOWLERS	O	M	R	W	Econ	WD	NB
Lewis Povey	20	2	89	3	4.45	-	-
Adam Kalz	13	-	56	0	4.30	-	-
Brendan Twaddle	16	1	50	2	3.12	-	-
Zac Stokes	10	1	37	2	3.70	-	-
Aidan Grace	7	-	23	0	3.28	-	-
Jacob Harmon	9	2	22	2	2.44	-	-

Newtown & Chilwell 6/290

Rodney Kiddle	c: ? b: D Roach	131	16	3
Brendan Twaddle	c: I Ullah	47	5	1
Jacob Harmon	run out	69	2	1
Hunter Norman	run out	5	-	-
Matthew Scott	not out	0	-	-
Zac Stokes	run out	3	-	-
Lewis Povey	run out	1	-	-
Mike Chapman	not out	0	-	-
Andrew Knott	dnb	-	-	-
Adam Kalz	dnb	-	-	-
Aidan Grace	dnb	-	-	-
Extras	9WD, 8NB, 5LB, 5B, 0P	27	-	-
Total	(62 overs)	6/290	-	-

Fall of Wickets: 1-83 Brendan Twaddle,
2-252 Rodney Kiddle, 3-269 Hunter Norman,
4-278 Jacob Harmon, 5-281 Zac Stokes,
6-286 Lewis Povey.

FOURTH XI

defeated Lara
at Lara #2

Lara 137

Alan Guy	b: T Agar	2
Tony Longley	c: A Sadowy b: M Patel	24
Chris Runia	c: L West b: J White	26
Luke Milinkovic	c: M Patel b: J White	16
Bryan Candy	c: M Patel b: J White	1
Zachery Johnson	b: J White	2
Joel Weber	c: J White b: B Williams	12
Harry Goodwin	b: L West	7
Jakob Milinkovic	not out	2
Mitchell Caldwell	c: A Sadowy b: L West	0
Extras	4WD, 9NB, 2LB, 0B, 0P	15
Total	(64.4 overs)	137

BOWLERS	O	M	R	W	Econ	WD	NB
Jack Gordon	17	6	26	0	1.52	0	0
Tom Agar	8	2	14	1	1.75	1	0
Jordan White	17	3	47	4	2.76	2	3
Mihir Patel	14	2	35	2	2.50	0	1
Levi West	2.4	1	7	2	2.62	0	1
Barnaby Williams	6	2	6	1	1.00	0	4

Newtown & Chilwell 5/138

Andrew Sadowy	c: T Longley b: M Caldwell	5
Mihir Patel	lbw: T Longley	20
Mark Ainsworth	not out	74
Madden Sadowy	c: C Runia b: L Milinkovic	22
Angus Duff	c: C Runia b: T Longley	6
Barnaby Williams	b: L Milinkovic	0
Jordan White	dnb	-
Tom Levick	dnb	-
Levi West	dnb	-
Tom Agar	dnb	-
Jack Gordon	dnb	-
Extras	2WD, 1NB, 7LB, 1B, 0P	11
Total	(58.2 overs)	5/138

Fall of Wickets: 1-12 Andrew Sadowy,
2-57 Mihir Patel, 3-116 Madden Sadowy,
4-137 Angus Duff, 5-138 Barnaby Williams.



Heritage Meats
Home of Geelong Ham

Mercedes-Benz
Geelong Vans



WINE



PRESS



ClickSports
MEDIA
Sports Team Website Builder

btomarkets

An Australian based digital currency exchange

- Trade Bitcoins and Litecoins
- No deposit or withdrawal fees
- Fast domestic bank transfers

<https://btomarkets.net>

SA

Corporate affairs advice and services

McGrath
ESTATE AGENTS

Two Blues Lotto luncheon at the Diggers

by Graeme Chisholm

With apologies from members that ranged from living overseas and interstate to holidays, conferences, medical conditions, family bereavements, baby sitting, fishing trips and of all things attending the Shelford Duck Races, we had a turn up of 24 members.

The winners of the major prizes were:

\$500 - #34 Andrew O'Brien

#29 Craig Hosking

\$100 - #41 Mark Sanders,

#2 Cath Bentley,

#31 Don Barton,

#33 Dan O'Leary, #13 Max Ellis.

Hospitality was extended until 3.30p.m. Attendees then retired to the public bar to enjoy the hospitality available there.

Another successful season completed.

There will be some falling out next season- if you want to be a part of next year's action let me know.



Geelong Cricket Association

18 h - 0

Congratulations to every one involved in a highly successful Melbourne Country Week campaign, bringing home the spoils with today's defeat of Ferntree Gully CA. Once again a team bowling performance ensured our rivals were never really able to gain momentum with the bat as Dan Blatherwick (2-38), Sam Ellis (2-30), Josh Lacey (2-46) and Sam Coutts (1-42) contributed to a steady flow of wickets. Bailey Sykes was quite extraordinary once again with his three maidens pivotal to returning the game's best figures of 2-16 from 10 overs. Set 175 for victory, we lost Sam Hall for 12 before Rob Smith and Greg Willows (45) carried the innings beyond 50.

FIFTH XI round 15 lost to Grovedale at Grovedale Reserve

Newtown & Chilwell 8cc/130

Craig Green	retired not out	52
Adam O'Connor	b: S Patterson	5
Banjo Savage	c: J Cobb b: S Patterson	8
Matt Suvoltos (c)	: C Brown b: J Cobb	19
Jack Hastie	c: A French b: J Cobb	0
Grant Whiteside	c: J Ross b: S Donohue	23
Anthony Lean	c: J Cobb b: Z Pearce	7
Rohan Wardle	b: J Ross	7
Rex Suvoltos	c: ? b: S Donohue	1
Steven Abram	not out	3
Henry Meaney	dnb	
Extras	1WD, 2NB, 1LB, 1B, 0P	5
Total	(40 overs)	8cc/130

Fall of Wickets: 1-21 Adam O'Connor, 2-47 Banjo Savage, 3-85 Jack Hastie, 4-91 Matt Suvoltos, 5-112 Anthony Lean, 6-120 Grant Whiteside, 7-124 Rex Suvoltos, 8-130 Rohan Wardle.

BOWLERS	O	M	R	W	Econ	WD	NB
Simon Patterson	8	2	21	2	2.62	1	-
Andrew French	8	-	28	0	3.50	-	1
Jake Cobb	8	1	24	2	3.00	-	-
Jake Ross	6	-	31	1	5.16	-	-
Scott Donohue	7	3	9	2	1.28	-	-
Zac Pearce	3	1	15	1	5.00	-	1

Grovedale 5/133

Jake Cobb	c: G Whiteside b: J Hastie	7
Scott Donohue	c: A Lean b: J Hastie	24
Cameron Brown	c: J Hastie b: R Suvoltos	41
Jason Hornibrook	c: J Hastie b: S Abram	13
Simon Patterson	c: J Hastie b: R Suvoltos	27
Zac Pearce	not out	2
Simon Pearce	not out	4
Extras	8WD, 3NB, 2LB, 2B, 0P	15
Total	(28.3 overs)	5/153

Fall of Wickets: 1-31 Scott Donohue, 2-40 Jake Cobb, 3-57 Jason Hornibrook, 4-126 Simon Patterson, 5-127 Cameron Brown

BOWLERS	O	M	R	W	Econ	WD	NB
Rex Suvoltos	8	3	33	2	4.12	1	-
Jack Hastie	5.3	-	30	2	5.45	7	-
Steven Abram	5	1	20	1	4.00	-	3
Anthony Lean	4	1	15	0	3.75	-	-
Banjo Savage	1	-	2	0	2.00	-	-
Henry Meaney	4	-	11	0	2.75	-	-
Craig Green	1	-	18	0	18.00	-	-

Robin fell for a quickfire 24 before Greg and Nick Butters saw us to just shy of three figures, with the loss of Greg's wicket at 98. Nick stroked a nice 44, although with him falling just short of the target it was left to Phil Visser (31*) and Ronnie McKenna (14*) to see the champs home with six wickets and 20.3 overs spare. Congratulations to Brad Hauenstein on his leadership of this crack outfit!

(📷 North Geelong Cricket Club)



65

FIFTH XI round 16 defeated East Belmont at Eastern Park #3

Newtown & Chilwell 5cc/216

Adam Patching (c)	b: J Cooper	4
Adam O'Connor	lbw: J Timberlake	44
Banjo Savage	c: C Totton b: A Fairlie	1
Grant Whiteside	retired not out	54
Charlie Suvoltos	c: J Cooper b: B Montgomery	32
Rohan Wardle	c: C Totton b: A Fairlie	40
Jack Hastie	not out	29
Rex Suvoltos	dnb	
Steven Abram	dnb	
Grant Meaney	dnb	
Henry Meaney	dnb	
Extras	2WD, 4NB, 6LB, 0B, 0P	12
Total	(40 overs)	5cc/216

Fall of Wickets: 1-4 Adam Patching, 2-23 Banjo Savage, 3-53 Adam O'Connor, 4-125 Charlie Suvoltos, 5-216 Rohan Wardle.

BOWLERS	O	M	R	W	Econ	WD	NB
Joel Cooper (c)	6	-	46	1	7.66	-	-
Angus Fairlie	7	1	14	2	2.00	-	-
James Timberlake	7	1	24	1	3.42	-	-
Blake Montgomery	6	-	37	1	6.16	-	-
Stephen Harper	7	-	45	0	6.42	-	-
Abu Sayeed Md Nasif	3	-	20	0	6.66	-	-
Byron Hunt	4	-	24	1	6.00	-	-

East Belmont 198

Abu Sayeed Md Nasif	st: G Whiteside b: G Meaney	23
Alistair Mckenzie	c: A O'Connor b: R Wardle	45
Christopher Totton	st: G Whiteside b: R Wardle	33
James Timberlake	c: S Abram b: R Wardle	20
Alan McSparron	c: B Savage b: R Wardle	4
Byron Hunt	c: C Suvoltos b: R Wardle	1
Harrison Glover	b: H Meaney	11
Stephen Harper	not out	24
Joel Cooper (c)	b: H Meaney	0
Angus Fairlie	run out: J Hastie, G Whiteside	17
Blake Montgomery	run out: G Meaney, G Whiteside	1
Extras	7WD, 6NB, 5LB, 3B, 0P	21
Total	(38.5 overs)	198

BOWLERS	O	M	R	W	Econ	WD	NB
Rex Suvoltos	2.5	-	20	0	7.05	-	3
Grant Meaney	5	-	29	1	5.80	-	-
Charlie Suvoltos	0.1	-	0	0	0.00	-	-
Jack Hastie	8	-	31	0	3.87	1	-
Steven Abram	6	-	35	0	5.83	-	-
Rohan Wardle	7	-	44	5	6.28	-	2
Henry Meaney	8	-	27	2	3.37	-	-
Adam Patching (c)	1.5	-	4	0	2.18	-	-



Rohan Wardle celebrates his Michelle in the 5ths on Saturday.

BWCC 1sts C grade round 14 defeated Anglesea on KFC Oval

Anglesea 3cc/83		Runs	BF	4s	6s	SR
Hannah Donoghue	b: H Birah	0	2	0	0	0.00
Noelle Taylor	c: M Gavin b: M Birah	11	23	0	0	47.82
Janet Lister (c)	not out	50	58	6	0	86.20
Tija Bormanis	b: M Birah	7	23	0	0	30.43
Jaime Kelly	not out	8	17	0	0	47.05
Extras	3WD, 3NB, 0LB, 1B, 0P	7				
Total	(20 overs)	3cc/83				

Fall of wickets: 1-0 Hannah Donoghue, 2-30 Noelle Taylor, 3-54 Tija Bormanis.

BOWLERS	O	M	R	W	Econ	WD	NB
Susan Meaney (c)	4	1	14	0	3.50	1	0
Harman Birah	4	1	21	1	5.25	1	0
Bianca Duff	4	0	12	0	3.00	0	0
Mehar Birah	3	0	16	2	5.33	0	2
Belinda Milverton	3	0	12	0	4.00	1	0
Allison Wedding	2	0	7	0	3.50	0	1

Newtown & Chilwell 1/87		Runs	BF	4s	6s	SR
Lauren Marino	not out	37	43	7	0	86.04
Bianca Duff	b: Cindy Adelia	27	20	4	0	135.00
Kate Seiffert	not out	12	22	1	0	54.54
Allison Wedding	dnb					
Annabelle Johanson	dnb					
Belinda Milverton	dnb					
Florianne Twaddle	dnb					
Harman Birah	dnb					
Mehar Birah	dnb					
Michelle Gavin (vc)	dnb					
Susan Meaney (c)	dnb					
Extras	0WD, 10NB, 0LB, 1B, 0P	11				
Total	(13 overs)	1/87				

Fall of wicket: 1-56 Bianca Duff.

BOWLERS	O	M	R	W	Econ	WD	NB
Janet Lister (c)	4	0	14	0	3.50	0	0
Tija Bormanis	3	0	18	0	6.00	0	0
Cindy Adelia	3	0	31	1	10.33	0	6
Jaime Kelly	2	0	13	0	6.50	0	0
Claire Stephenson	1	0	10	0	10.00	0	4



BWCC 2nds E grade round 14 lost to North Geelong on Shaw Oval

North Geelong 2cc/106		Runs	BF	4s	6s	SR
Gracie Whitford-Price	run out: R Wright					17
Charlene Quagliaro	retired not out					19
Alex Joyce	c&b: Carly White					24
Heidi Windt	not out					10
Danielle Mather (c)	not out					8
Extras	9WD, 18NB, 0LB, 1B, 0P					28
Total	(20 overs)	2cc/106				

BOWLERS	O	M	R	W	Econ	WD	NB
Scarlett Hanneysee	3	-	13	0	4.33	-	-
Jules Holt (c)	3.3	1	12	0	3.42	-	-
Alice Marquand	1.3	-	9	0	6.00	-	-
Maddison Tegelhuter	4	-	23	0	5.75	-	-
Carly White (vc)	4	-	24	1	6.00	-	-
Steph Wynd	4	-	24	0	6.00	-	-

Newtown & Chilwell 5cc/63

Keely Franklin	retired not out					1
Leah Irving	b: C Quagliaro					0
Alice Marquand	retired not out					9
Kirsty Mellross	b: S Emery					5
Maddison Tegelhuter	lbw: G Whitford-Price					1
Carly White (vc)	not out					5
Erin White	not out					5
Rebecca Wright	c: ? b: S Emery					10
Steph Wynd	dnb					
Scarlett Hanneysee	dnb					
Jules Holt (c)	dnb					
Extras	10WD, 9NB, 0LB, 8B, 0P					27
Total	(20 overs)	5cc/63				

BOWLERS	O	M	R	W	Econ	WD	NB
Alex Joyce	4	-	10	0	2.50	-	-
Kirralee Lewis	4	-	7	0	1.75	-	-
Sophie Emery	4	1	10	3	2.50	-	-
Charlene Quagliaro	1.3	-	7	1	4.66	-	-
Gracie Whitford-Price	3	-	9	1	3.00	-	-
Heidi Windt	0.3	-	1	0	2.00	-	-



Your local **ndis** provider.
Geelong | Gold Coast

BWCC 1sts C grade semi final defeated Wallington at Wallington Recreation Reserve

Newtown & Chilwell 6cc/128

		Runs	BF	4s	6s	SR
Lauren Marino	lbw: T Smith	36	35	7	0	102.85
Bianca Duff	not out	44	47	4	0	93.61
Susan Meaney (c)	c: ? b: C Ralph	0	2	0	0	0
Kate Seiffert	b: J Cartin	2	6	0	0	33.33
Michelle Gavin (vc)	run out: R Wright	13	18	1	0	72.22
Belinda Milverton	b: K Atkinson	0	1	0	0	0
Allison Wedding	b: T Smith	1	6	0	0	16.66
Florianne Twaddle	not out	6	18	0	0	33.33
harman birah	dnb					
Mehar Birah	dnb					
Annabelle Johanson	dnb					
Extras	6WD, 16NB, 0LB, 4B, 0P	26				
Total	(20 overs)	6cc/128				

Fall of Wickets: 1-62 Lauren Marino, 2-65 Susan Meaney, 3-75 Kate Seiffert, 4-107 Michelle Gavin, 5-108 Belinda Milverton, 6-112 Allison Wedding.

BOWLERS	O	M	R	W	Econ	W	DNB
Ruby Wright	4	0	27	0	6.75	0	4
Prue Davies	3	0	21	0	7.00	0	2
Kirah Atkinson	4	0	20	1	5.00	2	2
Jemima Cartin	3	0	20	1	6.66	2	1
Tara Smith	4	0	23	2	5.75	1	1
Christie Ralph	2	0	13	1	6.50	1	6

Wallington 5cc/122

		Runs	BF	4s	6s	SR
Sarah Kelsall (c)	lbw: A Wedding	43	33	6	0	130.30
Christie Ralph	c: S Meaney b: M Birah	35	47	5	0	74.46
Ruby Wright	c: F Twaddle b: A Wedding	2	16	0	0	12.50
Melanie Kelsall	run out: L Marino	3	6	0	0	50.00
Tara Smith	b: B Duff	12	19	0	0	63.15
Prue Davies	not out	4	5	0	0	80.00
Heidi Haberman	not out	2	8	0	0	25.00
Extras	3WD, 17NB, 1LB, 0B, 0P	21				
Total	(20 overs)	5cc/122				

Fall of Wickets: 1-75 Sarah Kelsall, 2-94 Ruby Wright, 3-94 Christie Ralph, 4-105 Melanie Kelsall, 5-115 Tara Smith.

BOWLERS	O	M	R	W	Econ	W	DNB
Susan Meaney (c)	4	0	26	0	6.78	2	3
Harman Birah	4	0	22	0	5.50	0	3
Mehar Birah	4	0	33	1	8.25	1	1
Bianca Duff	4	0	23	1	5.75	0	2
Belinda Milverton	1	0	8	0	8.00	0	3
Allison Wedding	3	0	9	2	3.00	0	5

BWCC 2nds E grade semi final lost to North Geelong at Osborne Park #2

Newtown & Chilwell 5cc/92

North Geelong 1/93



Two Blues girls under 12s



Top row from right: Bryson Milverton (coach) Winnie Carson, Georgia Milverton, Meher Dhamija, Aurelia Iser, Asha Milverton, Belinda Milverton (coach).

Front row: Quinn Wall, Thea Gleeson, Della Carson.

Absent: Neve Draper, Matilda McMahon, Alyiah Mellross-Bradley



Thea Gleeson, Winnie Carson, Georgia Milverton, Della Carson, Aurelia Iser.



Aurelia Iser.





BWCC 1sts C grade grand final

defeated Bell Park Sheahan at Victoria Park, Bannockburn.

Umpire: Anthony Sirgiannis



Newtown & Chilwell 2cc/124

		Runs	BF	4s	6s	SR
Lauren Marino	retired not out	52	67	6	0	77.61
Bianca Duff	retired not out	50	47	4	0	106.38
Susan Meaney (c)	run out: L Darbyshire, R Hickey	0	1	0	0	0
Michelle Gavin	c: R Hickey b: M Gerdtz	1	4	0	0	25.00
Kate Seiffert	not out	4	7	0	0	57.14
Belinda Milverton	not out	1	3	0	0	33.33
Allison Wedding	dnb					
Annabelle Johanson	dnb					
Florianne Twaddle	dnb					
Harman Birah	dnb					
Mehar Birah	dnb					



Extras	3WD, 10NB, 1LB, 2B, 0P	16
Total	(20 overs)	2cc/124

Fall of wickets: 1-110 Susan Meaney, 2-121 Michelle Gavin.

BOWLERS	O	M	R	W	Econ	W	NB
Lauren Neville	4	0	17	0	4.25	1	0
Emily Ruseler	4	0	21	0	5.25	0	0
Alisha Aldridge (vc)	2	0	26	0	13.00	0	4
Louise Darbyshire	4	0	16	0	4.00	0	0
Michelle Gerdtz (vc)	4	0	27	1	6.75	1	4
Rhyder Zdybel	2	0	14	0	7.00	1	1

Bell Park Sheahan 6cc/113

		Runs	BF	4s	6s	SR
Alisha Aldridge	run out: A Wedding, M Gavin	45	56	4	0	80.35
Mollie Robbins (c)	c: B Duff b: B Milverton	21	26	1	0	80.76
Michelle Gerdtz	b: H Birah	7	9	0	0	77.77
Denise Airey	lbw: H Birah	0	2	0	0	0
Lauren Neville	retired not out	14	20	2	0	70.00
Emily Ruseler	run out: A Wedding, M Gavin	4	4	0	0	100.00
Rebecca Hickey	not out	1	2	0	0	50.00
Dani Du Toit	lbw: S Meaney	0	1	0	0	0
Stacey Aldridge	dnb					
Louise Darbyshire	dnb					
Rhyder Zdybel	dnb					
Extras	16WD, 4NB, 1LB, 0B, 0P	21				
Total	(20 overs)	6cc/113				

Fall of Wickets: 1-57 Mollie Robbins, 2-69 Michelle Gerdtz, 3-69 Denise Airey, 4-109 Emily Ruseler, 5-113 Alisha Aldridge, 6-113 Dani Du Toit.

BOWLERS	O	M	R	W	Econ	W	NB
Susan Meaney (c)	4	0	14	1	3.50	3	0
Harman Birah	4	0	25	2	6.25	3	0
Mehar Birah	4	0	24	0	6.00	2	2
Bianca Duff	4	0	25	0	6.25	1	0
Allison Wedding	2	0	16	0	8.00	6	1
Belinda Milverton	2	0	8	1	4.00	1	1

Photos courtesy of Shaun Patterson, who made the trip out to Bannockburn to capture one of the most special moments in the history of the Two Blues.

<https://www.facebook.com/share/vphfcii622FvudAS/?mibextid=WC7FNe>



Two Blue scoreboard 2023/24 round 14



FIRST XI defeated Highton at McDonald Reserve



Umpires: Arthur Hodgson & Trevor Anderson
 Scorers: Mark Turnley & Steve McDonald
 Dylan Hodge won the toss and batted and sent Highton in.

Two Blues skittle Highton by Dan Batten

Day 1... Newtown & Chillwell has turned the finals race on its head, already recording a win on the opening day after skittling Highton as the Two Blues close in on a finals spot.

Entering the round three points outside the top four in fifth, the Two Blues bowled Highton out for just 97 in just 37 overs in the first innings, with four bowlers taking two or more wickets.

Newtown & Chillwell knocked over the total two down and then declared at 2-104, sending Highton in to bat to pursue an outright victory that would secure a finals spot for the Two Blues.

Highton finished the day at 2-39, putting the Two Blues in a promising position to nab maximum points next week.

Day 2...

Play abandoned due to extreme heat conditions.



Tyson Windus drives.

Highton 97

		Runs	BF	4s	6s	SR
Zac Wills	b: Archie Bain	4	17	0	0	23.52
Lewis Campbell	c: P McKenna b: J Lewis	0	3	0	0	0
Gregory Willows	c: N Guida b: J Lewis	0	3	0	0	0
Brady Somers	c: D Hodge b: J Lewis	13	29	3	0	44.82
Nash Viney	c: R McKenna b: D Hodge	16	6	1	0	26.66
Mekhi Farr	c: J Lewis b: D Hodge	22	41	4	0	53.65
Hayden Murrell	c: P McKenna b: N Burke	4	9	0	0	44.44
Nathan McCoach	c: A Bain b: N Burke	0	7	0	0	0
Errol Burns	not out	11	30	1	0	36.66
Chris Young	c: R McKenna b: A Bain	14	19	1	0	73.68
Fionn Neeson	c: S Mitchell b: N Guida	4	6	1	0	66.66
Extras	1WD, 0NB, 8LB, 0B, 0P	9				
Total	(37.2 overs)	97				

Fall of wickets: 1-4 Lewis Campbell, 2-4 Gregory Willows, 3-14 Zac Wills, 4-26 Brady Somers, 5-57 Mekhi Farr, 6-66 Hayden Murrell, 7-66 Nathan McCoach, 8-66 Nash Viney, 9-92 Chris Young, 10-97 Fionn Neeson.

BOWLERS	O	M	R	W	Econ	WD	NB
Archie Bain	11	2	37	2	3.36	0	0
Jorden Lewis	10	6	14	3	1.40	1	0
Dylan Hodge (c)	8	1	23	2	2.87	0	0
Nick Burke	5	1	13	2	2.60	0	0
Noah Guida	3.2	2	2	1	0.60	0	0

Newtown & Chillwell 2dec/104

		Runs	BF	4s	6s	SR
Patrick McKenna	b: N Viney	22	51	2	0	43.13
Samuel Mitchell	c: B Somers b: N McCoach	10	26	1	0	38.46
Tyson Windus	not out	36	60	4	0	60.00
Ronnie McKenna	not out	35	49	2	2	71.42
Archie Bain	dnb					
Chay Deary	dnb					
Dylan Hodge (c)	dnb					
Jorden Lewis	dnb					
Nick Burke	dnb					
Noah Guida	dnb					
Sam Allen	dnb					
Extras	0WD, 0NB, 1LB, 0B, 0P	1				
Total	(31 overs)	2 dec/104				

Fall of wickets: 1-19 Sam Mitchell, 2-37 Patrick McKenna.

BOWLERS	O	M	R	W	Econ	WDNB
Nathan McCoach	9	1	37	1	4.11	0 0
Chris Young	5	2	5	0	1.00	0 0
Nash Viney	10	2	30	1	3.00	0 0
Fionn Neeson	7	0	31	0	4.42	0 0

Highton 2/39

		Runs	BF	4s	6s	SR
Zac Wills	c: R McKenna b: A Bain	6	16	1	0	37.50
Lewis Campbell	lbw: D Hodge	18	29	3	0	62.06
Gregory Willows	not out	14	29	3	0	48.27
Brady Somers	not out	0	11	0	0	0
Extras	0WD, 1NB, 0LB, 0B, 0P	1				
Total	(14 overs)	2/39				

Fall of wickets: 1-10 Zac Wills, 2-29 Lewis Campbell.

BOWLERS	O	M	R	W	Econ	WDNB
Archie Bain	5	1	27	1	5.40	0 1
Dylan Hodge (c)	6	3	8	1	1.33	0 0
Jorden Lewis	2	1	4	0	2.00	0 0
Patrick McKenna	1	1	0	0	0.00	0 0



Sam Mitchell snares a fine catch.



SECOND XI

drew with Highton
on KFC Oval
abandoned due to extreme heat

Highton 209

Ethan Coffey	lbw: L Norton	30
Clayton Ryan	b: A Fleet	3
Henry Bayston	c: J Royce b: L Norton	41
Cooper Hocking	c: B Young b: S Taylor	29
Corey Bampfield	lbw: S Meaney	1
Andrew Murden	c: ? b: L Norton	60
Matthew Tattersall	c: S Meaney b: A Fleet	0
Josh Conway (c)	c: C Windt b: J Norman	8
William Ritchie	c: S Taylor b: E Guida	20
Darcy Waller	not out	2
Lachie Farr	c: C Windt b: L Norton	2
Extras	1WD, 0NB, 1LB, 11B, 0P	13
Total	(78.4 overs)	209

Fall of wickets: 1-9 Clayton Ryan, 2-75 Ethan Coffey, 3-79 Henry Bayston, 4-84 Corey Bampfield, 5-124 Cooper Hocking, 6-129 Matthew Tattersall, 7-154 Josh Conway, 8-199 William Ritchie, 9-207 Andrew Murden, 10-209 Lachie Farr.

BOWLERS	O	M	R	W	Econ	WD	NB
Sam Taylor	17	4	43	1	2.52	0	0
Arch Fleet	11	2	23	2	2.09	0	0
Joshua Norman	10	5	12	1	1.20	0	0
Lachlan Norton	16.4	1	50	4	3.00	0	0
Ethan Guida	14	1	50	1	3.57	1	0
Sam Meaney	4	1	7	1	1.75	0	0
Bailey Young	6	4	12	0	2.00	0	0

Newtown & Chilwell 1/9

Bailey Young	b W Ritchie	5
Charlie Windt	not out	0
Joshua Norman	not out	2
Extras	1WD, 0NB, 1LB, 0B, 0P	2
Total	(3 overs)	1/9

Fall of wickets: 1-6 Bailey Young.

BOWLERS	O	M	R	W	Econ	WD	NB
Matt Tattersall	2	0	8	0	4.00	1	-
William Ritchie	1	1	0	1	0	-	-

THIRD XI

drew with Highton
on McDonald Reserve #2
abandoned due to extreme heat

Highton 8/191

Lachlan Whiteside	c: L Irving b: L Povey	10
Jacob Lonsdale (c)	b: Z Stokes	58
Koby Coffey	b: B Twaddle	2
Jack Owens	c: D Bergamin b: L Povey	26
Tim Johnson	c: M Scott b: A Kalz	11
Brad Ryan	c: A Grace b: A Kalz	5
Glenn Greenhalgh	c: A Kalz b: L Povey	24
James Lyon	not out	43
Lachlan Clifford	c: A Kalz b: J Harmon	3
Matt Emerson	not out	7
Extras	1WD, 0NB, 1LB, 0B, 0P	2
Total	(70 overs)	8/191

Fall of Wickets: 1-12 Lachlan Whiteside, 2-15 Koby Coffey, 3-50 Jack Owens, 4-79 Tim Johnson, 5-87 Brad Ryan, 6-117 Glenn Greenhalgh, 7-147 Jacob Lonsdale, 8-171 Lachlan Clifford.

BOWLERS	O	M	R	W	Econ	WD	NB
Lewis Povey	16	3	49	3	3.06	-	-
Brendan Twaddle	11	3	37	1	3.36	-	-
Adam Kalz	16	6	26	2	1.62	-	-
Levi Irving	4	-	9	0	2.25	-	-
Jacob Harmon	7	1	15	1	2.14	-	-
Aidan Grace	8	-	32	0	4.00	-	-
Zac Stokes	8	1	22	1	2.75	-	-

FOURTH XI

drew with Highton
on Shaw Oval
abandoned due to extreme heat

Newtown & Chilwell 4/293

Andrew Sadowy	b: C Farr	39
Mihir Patel	c: B Hassett b: J Brook	26
Mark Ainsworth	b: B Hassett	75
Madden Sadowy	b: M Harrison	28
Angus Duff	not out	62
Jordan White (c)	not out	46
Tom Levick	dnb	
Mike Chapman	dnb	
Jack Hastie	dnb	
Jack Gordon	dnb	
Levi West	dnb	
Extras	0WD, 11NB, 1LB, 5B, 0P	17
Total	(70 overs)	4/293

Fall of Wickets: 1-53 Mihir Patel, 2-83 Andrew Sadowy, 3-150 Madden Sadowy, 4-197 Mark Ainsworth.

BOWLERS	O	M	R	W	Econ	WD	NB
James Brook	14	0	59	1	4.21	0	3
Chris Farr (c)	16	3	44	1	2.75	0	4
Chris Preston	10	0	45	0	4.50	0	0
Mitchell Harrison	17	2	92	1	5.41	0	3
Braxton Hassett	11	1	45	1	4.09	0	0
Joel Haynes	2	1	2	0	1.00	0	0

Heritage Meats

Home of Geelong Ham

Coggeshall Town Cricket Club

Follow


23 Feb

News Signing

We are delighted to announce that Nick Burke will be playing for Coggeshall this season.

Nick is currently playing for Newtown & Chilwell CC 1st XI in the Geelong Cricket Association Competition, Victoria. A promising opening bowler / batsman, Nick will be a huge addition to the 2nd team with both bat and ball.

Welcome Nick



N&CCC members and supporters are warmly invited to join us to celebrate the 2023/24 season at the inaugural men's & women's senior presentation night.

FREE drink on arrival
An abundance of finger food
Live entertainment by 5 piece band "misschief"
Venue is Geelong Cricket Club's brand new clubrooms
Formal attire (no whites)

TICKETS:
\$ 40 single
\$ 70 double
\$ 100 family (2 adults & 4 U18s)

purchase via bank deposit

Newtown & Chilwell Cricket Club inc
BSB : 033 208
ACC : 161 162

*surname as reference please

FIFTH XI round 17 defeated St Josephs on O'Driscol Oval

Newtown & Chilwell 8cc/253

Craig Green	c: R Nelson b: R Costa	15
Adam O'Connor	c: D Karunaratne b: R Costa	22
Charlie Suvoltos	retired not out	52
Matt Suvoltos (c)	b: D Karunaratne	38
Harneet Dhamija	retired not out	51
Max Inderberg	c: B McMahon b: T Slater	6
Anthony Lean	c: H Cameron b: L Mitchell	29
Rex Suvoltos	c: R Costa b: H Martin	0
Steven Abram	b: L Mitchell	11
Henry Meaney	not out	7
Grant Meaney	run out: O Buckley, W Harry	10
Extras	3WD, 2NB, 1LB, 6B, 0P	12
Total	(40 overs)	8cc/253

Fall of Wickets: 1-25 Craig Green,
2-40 Adam O'Connor, 3-116 Matt Suvoltos,
4-156 Max Inderberg, 5-223 Rex Suvoltos,
6-225 Anthony Lean, 7-238 Steven Abram,
8-250 Grant Meaney.

BOWLERS	O	M	R	W	Econ	WD	NB
Hamish Cameron	4	-	26	0	6.50	-	-
Robert Costa	4	-	29	2	7.25	-	-
Dineth Karunaratne	5	1	28	1	5.60	-	-
Riley Nelson	8	1	41	0	5.12	-	-
Henry Martin	3	-	21	1	7.00	-	-
Lyndon Mitchell	7	-	58	2	8.28	-	-
Charlie Moore	4	-	17	0	4.25	-	-
Tom Slater	5	-	26	1	5.20	-	-

St Josephs 160

Oliver Buckley (c)	not out	76
Riley Nelson	b: Grant Meaney	8
William Harry	c: M Inderberg b: S Abram	12
Hamish Cameron	c: M Inderberg b: A Lean	2
Blake McMahon	c: H Dhamija b: M Suvoltos	23
Lyndon Mitchell	c: M Inderberg b: S Abram	6
Tom Slater	c: M Inderberg b: M Suvoltos	0
Dineth Karunaratne	b: C Suvoltos	5
Henry Martin	b: Henry Meaney	9
Robert Costa	stpd M Inderberg b: C Suvoltos	7
Charlie Moore	b: R Suvoltos	5
Extras	3WD, 0NB, 0LB, 4B0P	7
Total	(33.3 overs)	160

Fall of Wickets: 1-14 Riley Nelson,
2-76 William Harry, 3-76 Hamish Cameron,
4-83 Lyndon Mitchell, 5-106 Blake McMahon,

6-106 Tom Slater, 7-111 Dineth Karunaratne,
8-122 Robert Costa, 9-134 Henry Martin,
10-160 Charlie Moore.

BOWLERS	O	M	R	W	Econ	WD	NB
Steven Abram	8	3	15	2	1.87	-	-
Anthony Lean	7	-	23	1	3.28	-	-
Grant Meaney	4	1	34	1	8.50	-	-
Henry Meaney	2	-	25	1	12.50	-	-
Charlie Suvoltos	3	-	20	2	6.66	-	-
Matt Suvoltos (c)	5	-	12	2	2.40	-	-
Rex Suvoltos	4.3	-	27	1	6.00	-	-

FIFTH XI round 18 drew with North Geelong cancelled due to extreme heat

McGrath
ESTATE AGENTS



GOLD DIGGERS ARMS
HOTEL · NEWTOWN



NCCC Major Raffle '23/'24

A successful afternoon at Queen's Park. The Geelong old age (over ?) side was playing on KFC Oval and the ladies' 1st XI was streamed live into the clubrooms on Frogbox. An enjoyable day of both cricket and fund raising.

Before I move on with raffle results a huge congratulations to our ladies' side that today won NCCC's first ever ladies' premiership. Well done to Susan Meaney and her team-would

Winners are as;

1st #209 Dylan Hodge (club captain) **and his father Bryson.**

2nd #64 Chris Lynch - former star player from our "Platinum Era." A more than generous supporter.

3rd #53 Ian Davis and Rob Foster - past players from who continue to support NCCC.

4th #56 Mark Giles former player who along with his dad Greg (lives in Canada) continue to tip in.

5th #50 Scott Mullen - past president and past player living on The Gold Coast - still contributing

6th #76 B J Twaddle current player and committee man

7th #26 Frank Herd- last year's winner - his two sons are past players and he continues to contribute generously.

8th #150 James Purcell/Zac Stokes - Purce the former Pres, Zac the current player.

9th #137 Adam Woollett - tied up today with lady's G/F - a valuable club member in many ways.

10th #78 Rod Kiddle and a couple of his Leopold mates - contribution cannot be measured - 130+ in the 3rds last week at 55 years of age.

not have been possible without the work of Phillip Twaddle, Ian Hastie and Adam Woollett who have supported this concept since day one.

We had 9 unsold tickets when we arrived today but with the support of the crowd in attendance, we got going with all tickets sold-well done to club members and supporters for that effort.

There it is - Thanks to Adam O'Connor, Charlie Windt, Levi Irving and Jack Royce for looking after raffle tickets - all that helped with the meals and especially to Specs and Hoss who turned the day into a seamless event that went pretty much according to plan.

Until next year-keep safe. - GLC.



Specs, GLC and Hoss.

HANNEYSEE CAR SALES

Two Blue scoreboard 2023/24 semi final

First XI lost to North Geelong on Keith Barclay Oval



for the **THE CHARLIE PEARCE-DENIS HYNES SHIELD** and a grand final place



Umpires: Arthur Hodgson & Andre Conradie Scorer: Mark Turnley

Dylan Hodge won the toss and bowled.

North Geelong's dream of a fifth consecutive GCA1 premiership is alive and well after an emphatic 213-run semi-final defeat of Newtown and Chilwell saw it storm into next week's big dance.

The Two Blues were no match for the reigning premier after a consummate first day performance with the bat saw the Magpies plunder 9-290, as no fewer than seven batsman contributed meaningful innings in a productive day at the crease.

"We were happy to bat because we know it's a batting wicket, it's a big ground, we know how to set a platform and then go from there," Magpies skipper Tom Mathieson said.

"Getting to 290, it was obviously going to take a really good chase to get that, but with our bowling attack we backed ourselves in."

Phil Visser headed the scoring with a 100-ball 55, joined by Ned Cooper (48), Layton McCann (43) and Sam Hall (37) in providing the bulk of the Magpies imposing tally.

"It's probably a good thing to go off for next week, knowing that every single batsman has faced bowlers on a good wicket, felt good, got themselves to a start and then tried to get going," Mathieson said.

"That's a great platform going into next week, I think that was great preparation for the batsmen."

The imposing tally formed despite the tireless work of Two Blues coach Pat McKenna - whose 32 overs yielded 5-83 - along with skipper Dylan Hodge (2-79). Sunday's play started poorly for Newtown and Chilwell as the visitors to Osborne Park

lost both openers to slump to 2-13.

Ronnie McKenna (21) joined Tyson Windus (34) in mounting a comeback with a 53-run partnership for the third wicket, although with the Magpies' bowling contingent applying the clamps a dramatic Two Blues collapse unfolded.

The run out of the otherwise-comfortable-looking Windus accompanied the introduction of towering finger spinner Alistair McCann (3-5), who teamed with Mathieson (4-26) in sweeping the last eight Two Blues' wickets for just 11.

"Connor Hangan, Tom Webster and Soup (McCann) all contributed to tightening them up through the middle when they were 2 for 60," Mathieson said.

"From there, where they had to get going, we just didn't let up.

"It's certainly very hard to get going on this ground at North."

Next weekend's grand final affords the Magpies the opportunity to draw within one of Newtown and Chilwell's historic platinum era which produced six consecutive GCA1 premierships through the late seventies and early eighties.

"We've not actually spoken about the five in a row, but certainly getting to another grand final is something that we've had our eyes on for a long time," Mathieson said.

"To get through the semi-final injury free and convincingly, to have the boys feeling good, it's certainly a good vibe around the club with the ones and twos both in there."



North Geelong 9CC/290

		Runs	BF	4s	6s	SR
Ned Cooper	c: C Deary b: A Bain	48	123	4	0	39.02
Sam Hall	c: A Bain b: N Burke	37	59	5	1	62.71
Layton McCann	lbw: D Hodge	43	132	3	0	32.57
Philip Visser	c: N Burke b: P McKenna	55	100	3	0	55.00
Curtly Balshaw	c: D Hodge b: P McKenna	29	65	0	0	44.61
Andrew Fergusson	st: R McKenna b: P McKenna	25	30	2	0	83.33
Connor Hangan	c: S Mitchell b: P McKenna	25	24	2	0	104.16
Alistair McCann	c: S Mitchell b: P McKenna	3	5	0	0	60.00
Dale Kerr	not out	5	4	0	0	125.00
Tom Mathieson	c&b: D Hodge	3	4	0	0	75.00
Thomas Webster	not out	0	1	0	0	0
Extras	1WD, 7NB, 7LB, 2B, 0P	17				
Total	(90 overs)	9cc/290				

Fall of wickets: 1-62 Sam Hall, 2-110 Ned Cooper, 3-163 Layton McCann, 4-213 Philip Visser, 5-243 Curtly Balshaw, 6-268 Andrew Fergusson, 7-282 Connor Hangan, 8-283 Alistair McCann, 9-290 Tom Mathieson.

BOWLERS	O	M	R	W	Econ	WDNB
Archie Bain	12	4	19	1	1.58	0 0
Jorden Lewis	9	1	34	0	3.77	0 0
Dylan Hodge	21	3	79	2	3.76	0 0
Nick Burke	5	2	21	1	4.20	0 3
Patrick McKenna	32	12	83	5	2.59	1 0
Noah Guida	6	0	22	0	3.66	0 4
Sam Allen	5	0	23	0	4.60	0 0

Newtown & Chilwell 77

		Runs	BF	4s	6s	SR
Patrick McKenna	c: C Balshaw b: T Mathieson	10	28	0	0	35.71
Samuel Mitchell	b: D Kerr	0	7	0	0	0
Tyson Windus	run out: P Visser	34	77	3	0	44.15
Ronnie McKenna	c: C Hangan b: A McCann	21	59	2	0	35.59
Noah Guida	c: P Visser b: A McCann	1	32	0	0	3.12
Chay Deary	c: T Mathieson b: L McCann	1	17	0	0	5.88
Archie Bain	c&b: A McCann	5	28	0	0	17.85
Dylan Hodge (c)	lbw: T Mathieson	0	11	0	0	0
Jorden Lewis	not out	0	2	0	0	0
Sam Allen	lbw: T Mathieson	1	6	0	0	16.66
Nick Burke	c: T Webster b: T Mathieson	0	4	0	0	0.00
Extras	1WD, 1NB, 1LB, 1B, 0P	4				
Total	(45 overs)	77				

Fall of Wickets: 1-3 Samuel Mitchell, 2-13 Patrick McKenna, 3-66 Ronnie McKenna, 4-68 Tyson Windus, 5-69 Chay Deary, 6-71 Noah Guida, 7-76 Dylan Hodge, 8-76 Archie Bain, 9-77 Sam Allen, 10-77 Nick Burke.

BOWLERS	O	M	R	W	Econ	WDNB
Dale Kerr	9	3	22	1	2.44	0 0
Tom Mathieson (c)	10	02	6	4	2.60	0 0
Connor Hangan	7	2	9	0	1.28	1 1
Thomas Webster	4	1	11	0	2.75	0 0
Alistair McCann	11	7	5	3	0.45	0 0
Layton McCann	4	2	2	1	0.50	0 0

THIRD XI

defeated East Belmont
on Shaw Oval
Umpire: Anthony Sirgiannis

Newtown & Chilwell 165

Brendan Twaddle	c: ? b: C Ayres	1
Rodney Kiddle	c: ? b: C Ayres	43
Samuel Meaney	c: ? b: C Ayres	6
Hunter Norman	b: C Ayres	5
Matthew Scott	lbw: C Ayres	7
Andrew Knott (c)	lbw: T Scannell	6
Jacob Harmon	c: ? b: R Dunne	36
Andrew Duff	c: ? b: C Ayres	24
Levi Irving	c: ? b: R Dunne	7
Lewis Povey	not out	16
Mike Chapman	c: ? b: H Buchanan	8
Extras	0WD, 5NB, 1LB, 1B, 0P	7
Total	(78.4 overs)	165

East Belmont 147

Jack Harris	b: B Twaddle	2
L Breeveld	run out: S Meaney	33
Liam Fiolet	c: M Chapman b: L Irving	20
Luca Lorenzen	c: M Chapman b: A Duff	24
Devon Winsall	b: A Duff	24
Grant Ward (c)	lbw: B Twaddle	2
Cameron Ayres	c: M Chapman b: L Povey	0
Aiden Timberlake	c: L Irving b: A Duff	1
Tom Scannell	c: M Scott b: B Twaddle	14
Harry Buchanan	b: B Twaddle	3
Robert Dunne	not out	3
Extras	5WD, 5NB, 4LB, 6B, 0P	20
Total	(61.3 overs)	147

BOWLERS	O	M	R	W	Econ	WD	NB
Lewis Povey	15	6	47	1	3.13	-	-
Brendan Twaddle	21	8	23	4	1.09	-	-
Samuel Meaney	8	3	13	0	1.62	-	-
Jacob Harmon	4	1	22	0	5.50	-	-
Levi Irving	2	1	7	1	3.50	-	-
Andrew Duff	11	4	24	3	2.18	-	-



Presentation night


N&CCC members and supporters are warmly invited to join us to celebrate the 2023/24 season at the inaugural men's & women's senior presentation night.

- FREE drink on arrival.
- An abundance of finger food.
- Live entertainment by 5 piece band "misschief".
- Venue is Geelong Cricket Club's brand new clubrooms (Bruce Moore Room).
- Formal attire (no whites).

TICKETS: purchase via bank deposit
\$ 40 single
\$ 70 double
\$ 100 family (2 adults & 4 U18s)

Newtown & Chilwell Cricket Club Inc
BSB : 033 208
ACC : 161 162

*surname as reference please



Heritage Meats

Home of Geelong Ham



McGrath
ESTATE AGENTS

FOURTH XI

defeated Grovedale
at Vines Road Community Centre
Umpire: Kisara De Alwis

Grovedale 203

Shaun Petty	c: J White b: J Gordon	37
Ollie Melville	c: Z Stoke sb: J White	27
Prashanth Bonda	lbw: J Gordon	0
Ryder Scott	c: M Sadowy b: T Levick	11
Jordon Haines	lbw: Z Stokes	59
Mark Brady	c: L West b: Z Stokes	31
Joe Petty	c: M Sadowy b: Z Stokes	0
Heath Langley	c: A Sadowy b: M Patel	19
Josh Phelan	b T Agar	0
Toby Driscoll	not out	4
Jett Hyslop	b: Mihir Patel	0
Extras	1WD, 6NB, 6LB, 2B, 0P	15
Total	(69 overs)	203

BOWLERS	O	M	R	W	Econ	WD	NB
Jack Gordon	18	4	51	2	2.83	-	1
Aidan Grace	7	3	15	0	2.14	-	-
Tom Levick	7	1	19	1	2.71	-	1
Levi West	10	4	32	0	3.20	-	1
Jordan White	13	-	42	1	3.23	1	3
Zac Stokes	10	4	27	3	2.70	-	-
Tom Agar	2	1	2	1	1.00	-	-
Mihir Patel	2	-	7	2	3.50	-	-

Newtown & Chilwell 4/207

Mihir Patel	lbw: Harper	21
Andrew Sadowy	lbw: G Harper	15
Mark Ainsworth	b: O Melville	33
Madden Sadowy	c: R Scott b: J Hyslop	48
Jordan White	not out	69
Aidan Grace	not out	10
Tom Agar	dnb	
Jack Gordon	dnb	
Zac Stokes	dnb	
Levi West	dnb	
Tom Levick	dnb	
Extras	4WD, 3NB, 4LB, 0B, 0P	11
Total	(58 overs)	4/207

Fall of Wickets: 1-35 Andrew Sadowy,
2-60 Mihir Patel, 3-96 Mark Ainsworth,
4-159 Madden Sadowy

BOWLERS	O	M	R	W	Econ	WD	NB
Toby Driscoll	17.4	-	32	0	4.17	-	-
Graeme Harper	21	-	55	2	2.61	-	-
Prashanth Bonda	8	-	26	0	3.25	-	-
Ollie Melville	10	-	40	1	4.00	-	-
Jett Hyslop	6	-	17	1	2.83	-	-
Josh Phelan	3	-	24	0	8.00	-	-
Mark Brady	2	-	9	0	4.50	-	-



Andrew Sadowy

FIFTH XI

lost to South Barwon at McDonald Reserve #2

South Barwon 4cc/303

		Runs	BF	4s	6s	SR
Isaac Saunders	retired not out	53	39	7	2	135.89
Sam Farnsworth	c: ? b: R Suvoltos	17	15	3	0	113.33
Ryan Tench	c: H Meaney b: R Wardle	27	36	3	0	75.00
Lachie Read	retired not out	50	63	5	0	79.36
Daniel Johnson	st: G Whiteside b: M Suvoltos	39	37	4	1	105.40
Mitchell Sayburn	c: H Meaney b: J Hastie	34	25	3	2	136.00
Joshua West	not out	50	25	5	2	200.00
Noah Adamson	not out	9	6	0	0	150.00
Extras	5WD, 6NB, 2LB, 11B, 0P	24				
Total	(40 overs)	4cc/303				

Fall of wickets: 1-32 Sam Farnsworth, 2-103 RyanTench, 3-171 Daniel Johnson, 4-224 Mitchell Sayburn.

BOWLERS	O	M	R	W	Econ	WDNB
Rex Suvoltos	8	0	71	1	8.87	0 2
Jack Hastie	8	0	46	1	5.75	1 1
Steven Abram	7	0	48	0	6.85	2 0
Rohan Wardle	3	0	22	1	7.33	0 0
Matt Suvoltos	6	0	46	1	7.66	1 1
Henry Meaney	5	0	29	0	5.80	0 1
Anthony Lean	3	0	28	0	9.33	1 1

Newtown & Chilwell 6cc/217

		Runs	BF	4s	6s	SR
Adam Patching	b: D Johnson	38	23	4	2	165.21
Adam O'Connor	c: S Walters b: S Farnsworth	1	2	0	0	50.00
Charlie Suvoltos	c: R Tench b: S Farnsworth	22	24	3	0	91.66
Matt Suvoltos (c)	retired not out	50	54	6	0	92.59
Anthony Lean	c: M Sayburn b: A Anticev	9	18	1	0	50.00
Grant Whiteside	c: A Anticev b: A Monk	25	38	2	1	65.78
Rohan Wardle	not out	32	45	2	0	71.11
Jack Hastie	c: S Farnsworth b: J West	12	16	0	0	75.00
Rex Suvoltos	not out	15	25	1	0	60.00
Steven Abram	dnb					
Henry Meaney	dnb					
Extras	4WD, 5NB, 1LB, 3B, 0P	13				
Total	(40 overs)	6cc/217				

Fall of Wickets: 1-24 Adam O'Connor, 2-50 Adam Patching, 3-67 Charlie Suvoltos, 4-119 Anthony Lean, 5-157 Grant Whiteside, 6-182 Jack Hastie.

BOWLERS	O	M	R	W	Econ	WDNB
Sam Farnsworth	7	0	31	2	4.42	0 0
Noah Adamson	5	0	49	0	9.80	0 2
Daniel Johnson	7	1	24	1	3.42	1 0
Lachie Read	4	0	20	0	5.00	0 0
Joshua West	4	0	26	1	6.50	0 2
Andrew Monk (c)	8	0	28	1	3.50	3 0
Alexander Anticev	5	0	35	1	7.00	0 1



Andrew Lean



Congratulations to our Association award winners, super proud of their efforts throughout the season.

Bianca winning the C grade champion player award and Lauren winning the C grade batting average award. Well done girls.

btomarkets

An Australian based digital currency exchange

- Trade Bitcoins and Litecoins
- No deposit or withdrawal fees
- Fast domestic bank transfers

<https://btcm Markets.net>





THIRD XI



lost to South Barwon

on Gil Rush Oval, South Barwon no 5

Umpires: Leigh van der Vliet & Gerard Cummins

Lost the toss and sent in.

Newtown & Chilwell 129		Runs	BF	4s	6s	SR
Brendan Twaddle	lbw: C Blackwell	14	22	1	1	63.63
Rod Kiddle	lbw: F Russell	48	120	6	0	40.00
Sam Meaney	c: J Anticev b: A Vekariya	1	4	0	0	25.00
Andrew Knott (c)	c: F Russell b: A Vekariya	0	2	0	0	0.00
Hunter Norman	c: G Hauenstein b: C Blackwell	3	15	0	0	20.00
Jacob Harmon	c&b: C Blackwell	4	7	0	0	57.14
Levi Irving	c: K Hauenstein b: J Price	10	37	0	0	27.02
Angus Duff	c: C Blackwell b: J Flynn-French	8	23	0	0	34.78
Lewis Povey	b: J Flynn-French	23	31	0	0	74.19
Adam Kalz	b: J Price	1	9	0	0	11.11
Mike Chapman	not out	6	21	0	0	28.57
Extras	0WD, 3NB, 4LB, 4B, 0P	11				
Total	(50.1 overs)	129				

Fall of Wickets: 1/23 Brendan Twaddle, 2/24 Sam Meaney, 3/24 Andrew Knott, 4/47 Hunter Norman, 5/51 Jacob Harmon, 6/85 Levi Irving, 7/87 Rod Kiddle, 8/119 Angus Duff, 9/120 Lewis Povey, 10/129 Adam Kalz.

BOWLERS	O	M	R	W	Econ	WDNB
Joseph Anticev	8	1	17	0	2.12	0 0
Connor Blackwell	14	3	33	3	2.35	0 0
Jack Flynn-French	5	2	18	2	3.60	0 0
Jett Price	9.1	1	16	2	1.74	0 1
Fletcher Russell	6	0	15	1	2.50	0 1
Akshay Vekariya	8	2	22	2	2.75	0 1

South Barwon 7/130

Cohen Hall	lbw: Lewis Povey	9
Jack Flynn-French	c: Jacob Harmon b: Lewis Povey	10
Glenn Hauenstein (c)	lbw: Lewis Povey	0
Darcy Pearson	c: Angus Duff b: Brendan Twaddle	12
Fletcher Russell	c: Andrew Knott b: Angus Duff	11
Darren Hauenstein	lbw: Brendan Twaddle	13
Joseph Anticev	c: Mike Chapman b: Brendan Twaddle	29
Akshay Vekariya	not out	15
Kai Hauenstein	not out	7
Connor Blackwell	dnb	
Jett Price	dnb	
Extras	2WD, 12NB, 4LB, 6B, 0P	24
Total	(63 overs)	7/130

Fall of Wickets: 1/16 Jack Flynn-French, 2/16 Glenn Hauenstein, 3/26 Cohen Hall, 4/42 Darcy Pearson, 5/52 Fletcher Russell, 6/93 Darren Hauenstein, 7/112 Joseph Anticev.

BOWLERS	O	M	R	W	Econ	WDNB
Lewis Povey	14	3	35	3	2.50	0 2
Brendan Twaddle	28	14	29	3	1.03	0 0
Adam Kalz	7	0	27	1	3.85	1 2
Angus Duff	11	5	15	0	1.36	0 0
Jacob Harmon	1	0	6	0	6.00	0 0
Sam Meaney	2	0	8	0	4.00	0 0



FOURTH XI



defeated South Barwon

at South Barwon no 3

Umpires: Anthony Holmes & Kevin Bradmore

Lost the toss and sent in.

Newtown & Chilwell 133		Runs	BF	4s	6s	SR
Mihir Patel	c: J Edmonds b: R Boyer	9	52	0	0	17.30
Andrew Sadowy	c: ? b: K Olsen	15	38	2	0	39.47
Mark Ainsworth	c: J Edmonds b: J Hauenstein	9	41	0	0	21.95
Madden Sadowy	c: ? b: J Hauenstein	7	31	0	0	22.58
Matthew Scott	lbw: R Boyer	5	37	1	0	13.51
Tom Levick	c: ? b: J Hauenstein	0	2	0	0	0
Zac Stokes	c: R Boyer b: J Hauenstein	19	55	3	0	34.54
Aidan Grace	run out: J Edmonds	38	125	2	0	30.40
Tom Agar	c: G Whelan b: O Harper	3	35	0	0	8.57
Jack Gordon	b: G Whelan	1	20	0	0	5
Levi West	not out	5	20	0	0	25.00
Extras	4WD, 10NB, 5LB, 4B, 0P	23				
Total	(75 overs)	133				

Fall of wickets: 1/31 Mihir Patel, 2/32 Andrew Sadowy, 3/49 Mark Ainsworth, 4/54 Madden Sadowy, 5/55 Tom Levick, 6/69 Matt Scott, 7/95 Zac Stokes, 8/110 Tom Agar, 9/121 Jack Gordon, 10/134 Aiden Grace.

BOWLERS	O	M	R	W	Econ	WDNB
Ryan Boyer	19	7	22	2	1.15	1 1
Connor Baensch	6	0	18	0	3.00	2 2
Koby Olsen	6	1	16	1	2.66	0 1
Oliver Harper	12	2	16	1	1.33	1 1
Jack Hauenstein	25	9	42	4	1.68	0 1
Gerard Whelan	7	2	11	1	1.57	0 4

South Barwon 54

South Barwon 54		Runs	BF	4s	6s	SR
Stephen Whittingham	c: M Sadowy b: Jack Gordon	7	53	0	0	13.20
Daniel Brockett	c: M Sadowy b: Jack Gordon	1	16	0	0	6.25
Jordan Edmonds	c: M Sadowy b: Aidan Grace	3	17	0	0	17.64
Shannon Brown	c: M Sadowy b: A Grace	2	16	0	0	12.50
Tom Griffin	c: M Sadowy b: J Gordon	0	3	0	0	0
Jack Hauenstein	c: T Agar b: J Gordon	6	31	0	0	19.35
Oliver Harper	c: T Agar b: A Grace	2	5	0	0	0
Gerard Whelan	lbw: A Grace	2	11	0	0	18.18
Koby Olsen	c: M Sadowy b: A Grace	0	7	0	0	0
Ryan Boyer	b: L West	7	35	0	0	20.00
Connor Baensch	not out	16	15	1	0	106.66
Extras	0WD, 4NB, 3LB, 3B, 0P	9				
Total	(37.3 overs)	54				

Fall of Wickets: 1/8 Daniel Brockett, 2/13 Jordan Edmonds, 3/17 Stephen Whittingham, 4/17 Shannon Brown, 5/17 Tom Griffin, 6/25 Oliver Harper, 7/28 Gerard Whelan, 8/28 Jack Hauenstein, 9/31 Koby Olsen, 10/54 Ryan Boyer.

BOWLERS	O	M	R	W	Econ	WDNB
Jack Gordon	19	9	22	4	1.15	0 0
Aidan Grace	17	7	17	5	1.00	0 4
Levi West	1.3	0	9	1	6.00	0 0

Man of the grand final – Aiden Grace





GCA T20 Cup

Round 1 defeated South Barwon on KFC Oval

Umpire: Andre Conradie Scorer: Mark Turnley



Fresh from his six wicket haul against Grovedale Archie Bain backed up with a brilliant 4/10 from his four overs to restrict South Barwon to 7/129.

Ably supported by Nick Burke the Two Blues ensured a very chaseable total on a quality KFC Oval deck.

South Barwon 7/129cc		Runs	B	4s	6s	SR
Leigh Lorenzen (c)	c: T Kiddle b: A Bain	8	15	0	0	53.33
Mathew Dawson	b: A Bain	54	51	6	0	105.88
Nick Butters	c: T Windus b: N Burke	0	2	0	0	0
Andrew Webb	b: N Guida	13	16	1	0	81.25
Andrew Ross	b: N Burke	35	22	4	1	159.09
Bryson Nicholls	not out	10	11	1	0	90.90
David Linke	c: P McKenna b: A Bain	2	3	0	0	66.66
Bradley Hauenstein	c: P McKenna b: A Bain	1	2	0	0	50.00
Nick Lynch	not out	0	0	0	0	0
Jett Price	dnb					
Willem Breuer	dnb					
Extras	1WD, 2NB, 3LB, 0B, 0P	6				
Total	(20 overs)	7 (cc)/129				

Fall of Wickets: 1-21 Leigh Lorenzen, 2-22 Nick Butters, 3-59 Andrew Webb, 4-109 Andrew Ross, 5-117 Mathew Dawson, 6-127 David Linke, 7-129 Bradley Hauenstein

Bowlers	O	M	R	W	Econ	WD	NB
Nick Burke	4	0	23	2	5.75	0	0
Archie Bain	4	0	10	4	2.50	0	0
Arch Fleet	3	0	29	0	9.66	0	0
Noah Guida	4	0	23	1	5.75	1	2
Sam Allen	4	0	32	0	8.00	0	0
Patrick McKenna (c)	1	0	9	0	9.00	0	0

Once again the McKennas set the scene in the chase with a 67 run partnership at a thunderous pace. Paddy smashed a quickfire 39, Ronnie 47 of 34 balls and the Coach got some valuable time out in the middle to complete the chase.

Round two, and it's off to West Oval to face Geelong West.

Newtown & Chilwell 3/130		Runs	B	4s	6s	SR
Patrick McKenna (c)	c: L Lorenzen b: B Nicholls	39	24	3	2	162.50
Ronnie McKenna	c & b: L Lorenzen	47	34	7	0	138.23
Lachlan Norton	b: B Hauenstein	1	3	0	0	33.33
Tom Meredith	not out	23	26	2	0	88.46
Tyson Windus	not out	15	12	2	0	125.00
Tom Kiddle	dnb					
Sam Allen	dnb					
Noah Guida	dnb					
Archie Bain	dnb					
Nick Burke	dnb					
Arch Fleet	dnb					
Extras	4WD, 1NB, 0LB, 0B, 0P	5				
Total	(16.2 overs)	3/130				

Fall of Wickets: 1-67 Patrick McKenna, 2-72 Lachlan Norton, 3-106 Ronnie McKenna

Bowlers	O	M	R	W	Econ	WD	NB
Nick Lynch	2.2	0	16	0	6.85	2	1
Jett Price	3	0	29	0	9.66	1	0
Bryson Nicholls	2	0	29	1	14.50	1	0
Bradley Hauenstein	3	0	18	1	6.00	0	0
Leigh Lorenzen (c)	4	0	21	1	5.25	0	0
Nick Butters	2	0	17	0	8.50	0	0



GCA T20 Cup

Round 2 defeated Geelong West at West Oval

Umpires: John Williams & Gary Ralph Scorer: Mark Turnley



A thrilling last ball run out by Nick Burke to Ronnie McKenna avoided the super over and saw the Two Blues advance to round 3 of the GCA T20 Cup. A blistering 78 run start by Dylan Hodge (31) and Ronnie McKenna off just 50 balls set up what

appeared to be a massive total. But a steady stream of wickets had the Two Blues all out in the 20th for 131 and saw the Rams' Jared Muraca cleaning up the tail with a hat trick.

At 3 for 76 at a run a ball the Rams were well placed for a huge upset but some steady bowling restricted the home side and set up the thrilling last ball win. Next Tuesday it's round 3 at Grovedale.

Newtown & Chilwell 131		Runs	4s	6s
Dylan Hodge	b: G Sathikumar	31	1	3
Ronnie McKenna	c: B Kendrick b: J Muraca	46	5	2
Jordan Tegelhuter	c: A Wiffen b: G Sathikumar	0	-	-
Chay Deary	b: K Hatton	17	-	-
Tyson Windus	c: G Sathikumar b: M Jeff-Goodluck	5	-	-
Isaac Hogan	b: M Jeff-Goodluck	2	-	-
Tom Kiddle	not out	14	-	-
Noah Guida	b: J Muraca	6	-	-
Archie Bain	c: M Jeff-Goodluck b: J Muraca	6	-	-
Nick Burke	lbw: J Muraca	6	-	-
Arch Fleet	st: J Turner b: J Muraca	0	-	-
Extras	3WD, 0NB, 1LB, 0B, 0P	4		
Total	(19.5 overs)	131		

Fall of Wickets: 1-78 Dylan Hodge, 2-78 Jordan Tegelhuter, 3-81 Ronnie McKenna, 4-93 Tyson Windus, 5-103 Isaac Hogan, 6-107 Chay Deary, 7-117 Noah Guida, 8-131 Archie Bain, 9-131 Nick Burke, 10-131 Arch Fleet.

Bowlers	O	M	R	W	Econ	WD	NB
Kendrick Hatton	4	0	18	1	4.50	-	-
Perry Hill	1	0	11	0	11.00	-	-
Sai Maniveer Dhulipudi	3	0	33	0	11.00	-	-
Reddy Lankireddy	2	0	16	0	8.00	3	-
Flynn McGuane	1	0	14	0	14.00	-	-
Gautham Sathikumar	2	0	7	2	3.50	-	-
Jared Muraca	3.5	0	16	5	4.21	-	incl. hat trick
Monty Jeff-Goodluck	3	0	15	2	5.00	-	-

Geelong West 8cc/130		Runs	4s	6s
Adam Wiffen	c: N Guida b: A Bain	17	3	-
Kendrick Hatton	lbw: C Deary	27	2	2
Jared Muraca	c: T Windus b: N Guida	19	2	-
Reddy Lankireddy	c: R McKenna b: A Flet	10	-	-
Sai Maniveer Dhulipudi	c: N Guida b: T Windus	10	1	-
Perry Hill	c: T Kiddle b: C Deary	5	-	-
Flynn McGuane	c: D Hodge b: N Guida	20	1	1
Jackson Turner	not out	9	-	-
Allen Antony	run out: N Burke/R McKenna	6	-	-
Gautham Sathikumar	dnb			
Monty Jeff-Goodluck	dnb			
Extras	8WD, 1NB, 1LB, 0B, 0P	10		
Total	(20 overs)	8cc/130		

Fall of Wickets: 1-28 Adam Wiffen, 2-59 Kendrick Hatton, 3-76 Jared Muraca, 4-83 Sai Maniveer Dhulipudi, 5-86 Reddy Lankireddy, 6-91 Perry Hill, 7-123 Flynn McGuane, 8-130 Allen Antony.

Bowlers	O	M	R	W	Econ	WD	NB
Nick Burke	4	0	31	0	7.75	3	-
Archie Bain	4	0	25	1	6.25	2	-
Chay Deary	4	0	17	2	4.25	2	-
Arch Fleet	3	0	19	1	6.33	1	-
Noah Guida	4	0	29	2	7.25	-	1
Tyson Windus	1	0	8	1	8.00	-	-



GCA T20 Cup



Round 3 lost to Grovedale at Burdoo Reserve

Umpires: David Stacey & Peter Angelevski

Newtown & Chilwell elected to bat.

Two Blues bow out of T20 Cup

Jordan Tegelhuter was on an early mission smashing 18 from seven balls whilst Ronnie McKenna rocked with 21 from 10 before the Two Blues lost wickets in quick succession to the spin of Bailey Sykes (3/20).

Noah Guida (26) and Charlie Windt (28) set about righting the ship with a 50 run 6th wicket partnership ensuring at least a run a ball target was posted.

Grovedale opening pair Rob Smith and Jordan Moran blazed 50 off the run chase in no time.

Josh Norman was the best of the bowlers with two wickets as Grovedale completed the run chase in the 16th over.

In other games North Geelong and East Belmont won comfortably while Lara won the close one over Highton to advance to the semi finals along with Grovedale.

Newtown & Chilwell 7cc/120

		Runs	BF	4s	6s	SR
Ronnie McKenna	b: C Ford	21	10	3	1	210.00
Jordan Tegelhuter	c: S Coutts b: B Sykes	18	7	1	2	257.14
Patrick McKenna	lbw: B Sykes	7	12	1	0	58.33
Chay Deary	c: J Wrigglesworth b: B Sykes	1	5	0	0	20.00
Noah Guida	c: B Engelen-Baker b: J Wrigglesworth	26	32	0	0	81.25
Tyson Windus	b: S Coutts	7	15	0	0	46.66
Charlie Windt	b: S Coutts	28	35	2	0	80.00
Sam Taylor	not out	1	2	0	0	50.00
Nick Burke	not out	3	2	0	0	150.00
Arch Fleet	dnb					
Joshua Norman	dnb					
Extras	6WD, 0NB, 1LB, 1B, 0P	8				
Total	(20 overs)	7cc/120				

Fall of Wickets: 1-20 Jordan Tegelhuter, 2-46 Ronnie McKenna, 3-47 Chay Deary, 4-48 Patrick McKenna, 5-64 Tyson Windus, 6-114 Charlie Windt, 7-117 Noah Guida

Bowlers	O	M	R	W	Econ	WD	NB
Jack Wrigglesworth	4	0	26	1	6.50	3	0
Bailey Sykes	4	1	20	3	5.00	0	0
Sam Coutts	4	0	27	2	6.75	0	0
Clinton Ford	4	0	21	1	5.25	0	0
Brayden Engelen-Baker	4	0	24	0	6.00	3	0

Grovedale 4/121

		Runs	BF	4s	6s	SR
Jordan Moran	not out	54	38	6	2	142.10
Rob Smith	c: N Burke b: S Taylor	31	12	4	2	258.33
Anthony Quarrell	c: N Burke b: P McKenna	6	15	0	0	40.00
Michael McNeel	c: P McKenna b: J Norman	4	6	0	0	66.66
Jack Wrigglesworth	b: Joshua Norman	5	11	1	0	45.45
Josh Windus	not out	11	13	1	0	84.61
Sam Coutts	dnb					
Brayden Engelen-Baker	dnb					
Clinton Ford	dnb					
Corey Paull	dnb					
Bailey Sykes	dnb					
Extras	2WD, 1NB, 3LB, 4B, 0P	10				
Total	(15.4 overs)	4/121				

Fall of Wickets: 1-53 Rob Smith, 2-84 Anthony Quarrell, 3-97 Michael McNeel, 4-104 Jack Wrigglesworth

Bowlers	O	M	R	W	Econ	WD	NB
Sam Taylor	4	0	20	1	5.00	0	0
Nick Burke	2	0	36	0	18.00	2	0
Patrick McKenna (c)	4	0	23	1	5.75	0	0
Arch Fleet	2	0	20	0	10.00	0	0
Joshua Norman	2	0	4	2	2.00	0	1
Tyson Windus	1.4	0	11	0	6.60	0	0



Heritage Meats

Home of Geelong Ham





Club Records and Statistics

N&CCC Premierships - 108

65 senior

FIRST XI (20)

1928/29	1958/59	1979/80	1987/88
1934/35	1959/60	1980/81	1989/90
1935/36	1960/61	1981/82	1991/92
1948/49	1973/74	1982/83	1999/2000
1955/56	1978/79	1983/84	2000/01

SECOND XI (9)

1951/52	1979/80	2003/04
1964/65	1981/82	2005/06
1966/67	2000/01	2012/13

THIRD XI (4)

1967/68	1997/98
1990/91	2015/16

FOURTH XI (10)

1963/64	1980/81	2011/12	2023/24
1964/65	1990/91	2020/21	
1979/80	1991/92	2022/23	

FIFTH XI (14)

1976/77	District Fourths
1981/82	Mason Shield
1982/83	District Fourths
1984/85	District Fifths
1985/86	District Fifths (Champions)
1986/87	District Fifths
1987/88	District Fifths
1988/89	District Fifths
1989/90	District Fifths (Champions)
1999/00	District Fifths (Champions)
2002/03	N&CCC Cambridge (District Fifths)
2003/04	N&CCC Cambridge (District Fifths)
2008/09	District Fifths
2019/20	One day Central (50 retired)

SIXTH XI (7)

1982/83	Gowty Shield
1999/00	District Sixths
1992/93	District Sixths
2000/01	District Sixths (Champions)
2001/02	District Sixths
2019/20	One day Inner (50 retired)
2021/22	One Day 6

Barwon Womens FIRST XI (1)

1982/83	C Grade
---------	---------



N&CCC Premierships - 108



43 junior

U/17 JUST Shield

2022/23

U/17 EVERETT Shield

2016/17

2019/20

U/16 JUST Shield

1975/76 Champions

1981/82

1985/86

1996/97

U/15 JUST Shield

1958/59

1959/60

1960/61

U/15 McMAHON Shield

1999/2000 Champions

U/15 EMOND Shield

2005/06

2006/07

2020/21 (N&CCC Taylor)

U/15 TREZISE Shield

2005/06

U/15 LLOYD Shield

2006/07

U/14 EMOND Shield

1976/77

1979/80 Champions

1986/87

1991/92 Shared Premiership

U/13 ROYCE Shield

2005/06

2007/08

2008/09

2015/16 N&CCC Crane Champions

2017/18

U/13 TREZISE Shield

1967/68 Champions

1970/71

1973/74 Champions

U/13 DAWBER Shield

2000/01

2005/06

2017/18 N&CCC Morgan

U/13 BEAUMONT Shield

2002/03 N&CCC Taylor

2019/20 N&CCC Royce

U/13 NORQUAY Shield

2013/14 N&CCC Wells

U/13 AGG Shield

2015/16 N&CCC Merriman

U/13 JEFFERIES Shield

2021/22 N&CCC Morgan

U/12 ROYCE Shield

1989/90 N&CCC No. 2

1994/95 N&CCC Blue

U/11 SHAW Shield

2000/01

2001/02 Newtown Merriman

U/11 KELLY Shield

2001/02 N&CCC Clark

2002/03 N&CCC Merriman

U/11 ELLIOT Shield

2018/19 N&CCC Morgan

GCA CLUB CHAMPIONSHIP (9)

(Introduced in 1967/68)

1973/74

1978/79

1979/80

1980/81

1981/82

1989/90

1997/98

2001/02

2022/23



CRICKET CUP CHAMPIONS (3)

(One day knockout competition)

1979/80 (Capital Cup)

1989/90 (Pyramid Cup)

1981/82 (Capital Cup)



N&CCC Premierships – 108



The Two Blues First XI has played in finals in 51 of the Club's 96 playing seasons and despite the result over the weekend the club remains the most successful in the GCA winning 20 premierships from 28 grand final appearances.

Seasonal positions for all elevens...

	1 st XI	2 nd XI	3 rd XI	4 th XI	5 th XI	6 th XI	7 th XI	BWCC 1 st XI	BWCC 2 nd XI
Top 4 finishes	51	41	43	40	38	25	2	2	2
Total seasons	out of 96	out of 76	out of 76	out of 75	out of 51	out of 38	out of 3	out of 2	out of 2
Premiers	20	9	4	10	14	7	-	1	-
Runner up	8	9	15	11	10	5	1	1	-
3rd	14 [#]	16	13	13	10	4	-	-	1
4th	12	7	11	6	4	9	1	-	1
5th	12	14	9	11	3	2	-	-	-
6th	8	5	8	4	4	5	-	-	-
7th	6	1	3	6	4	3	-	-	-
8th	2	3	5	2	1	1	-	-	-
9th	3	3	5	1	-	1	1	-	-
10th	2	1	-	2	-	1	-	-	-
11th	1	3	-	1	-	-	-	-	-
12th	-	-	-	-	-	-	-	-	-
13th	2 [*]	1 ^{**}	-	-	-	-	-	-	-
Last place Wooden Spoon	6	4	3	3	1	-	-	-	-

[#] no finals 1910/11 to 1912/13 when the team finished 3rd out of 4 teams.

^{*} finished 13th of 14 teams and 13th of 20 teams.

^{**} finished 13th of 14 teams.



Premiership Players - 376



	TOTAL	1STS	2NDS	3RDS	4THS	5THS	6THS	7THS	BWCC		TOTAL
									1STS	2NDS	
Greg WELLS	13	9	-	2	-	-	2	-			13
Graeme CHISHOLM	10	-	-	-	1	6	3	-			10
Russell MITCHELL	10	4	4	2	-	-	-	-			10
Paul ANDERSON BEM	8	5	2	-	-	1	-	--			8
Michael BOWTELL	8	8	-	-	-	-	-	-			8
Tony LEEDS	7	-	-	-	1	6	-	-			7
Bob MERRIMAN AM	7	5	-	-	1	1	-	-			7
David. A SHAW	7	4	2	1	-	-	-	-			7
Geoff WELLS	7	5	2	-	-	-	-	-			7
Murray BOX	6	4	2	-	-	-	-	-			6
Anthony DEVLIN	6	-	-	1	-	2	3	-			6
Chris LYNCH	6	6	-	-	-	-	-	-			6
Mick PITARO	6	-	-	-	3	3	-	-			6
Stephen WELLS	6	6	-	-	-	-	-	-			6
Grant WHITESIDE	6	-	-	2	1	3	-	-			6
Don BARTON	5	-	-	-	-	2	3	-			5
Mark BROWNE	5	5	-	-	-	-	-	-			5
Chris CARROLL	5	-	-	-	-	5	-	-			5
John CLARKE	5	5	-	-	-	-	-	-			5
Ken DAVIS	5	5	-	-	-	-	-	-			5
Darren FLEET	5	-	3	1	1	-	-	-			5
Tom LEVICK	5	-	-	1	3	1	-	-			5
Phillip MORGAN	5	-	-	-	-	2	3	-			5
Jason MULLER	5	2	1	1	-	1	-	-			5
John MULROYAN	5	4	1	-	-	-	-	-			5
Mark AINSWORTH	4	-	1	-	3	-	-	-			4
David BARNES	4	2	1	1	-	-	-	-			4
George BRIGGS	4	-	-	-	-	4	-	-			4
Peter DUFFIELD	4	-	-	-	-	3	1	-			4
Brian EDWARDS	4	4	-	-	-	-	-	-			4
Barry FLANAGAN	4	-	-	-	1	3	-	-			4
Tony GOVE	4	-	-	1	1	2	-	-			4
Denis HICKLETON	4	2	-	1	-	1	-	-			4
Russell JONES	4	-	-	-	-	4	-	-			4
Timothy J. LUDOWYK	4	3	1	-	-	-	-	-			4
I 'Meggsie' McGREGOR	4	-	-	-	-	2	2	-			4
Frank MEEK	4	4	-	-	-	-	-	-			4
Geoff G OMAN	4	3	-	-	-	1	-	-			4
Geoff PRIDDLE	4	-	-	-	1	3	-	-			4
Dev ROYCE	4	1	1	1	1	-	-	-			4
Greg SANDS	4	-	-	-	1	3	-	-			4
Barry SHAW	4	4	-	-	-	-	-	-			4
Paul SHEAHAN	4	2	1	-	-	-	1	-			4
Phillip TWADDLE	4	2	1	-	-	-	1	-			4

	TOTAL	1STS	2NDS	3RDS	4THS	5THS	6THS	7THS	BWCC		TOTAL
									1STS	2NDS	
Rhys BENNETT	3	-	2	-	-	1					3
Graeme BLACKLEY	3				1	2					3
Rob CASSIO	3	2	1								3
Hayden CLARKE	3	3	-					-			3
Neville CRANE	3	-	-	-	1	2	-	-			3
Jim DICKSON	3				2	1					3
Angelo FATONE	3				-	1	2	-			3
Allan FOSTER	3					2	1				3
Brett GOGGIN	3	3	-	-	-	-	-	-			3
Jack GORDON	3				3						3
James HADFIELD	3			-	-	1	2	-			3
Warwick HADFIELD OAM	3				-	-	3	-			3
Vin X. HASSETT	3	3									3
Ian HASTIE	3	-	2	-	1	-	-	-			3
Tony JEFFERIES	3	3	-	-	-	-	-	-			3
Rodney KIDDLE	3	2			1						3
John LAMB	3	1	2								3
Stephen LEWIS	3		-	-	-	1	2	-			3
Reg LUSCOMBE	3			1	2						3
Ian P. MCGREGOR	3	-	-	-	-	-	3				3
Mike MITTON	3	3									3
Scott MULLEN	3	-	3	-		-					3
Vic H. PROFITT	3	3									3
Len REID	3	3									3
Brad RIXON	3				2	1					3
A. George SCHOFIELD	3	3									3
Matthew SCOTT	3				3						3
Ian SIMPSON	3	-	2	1	-		-	-			3
Peter STEVEN	3	1	1			1					3
Zac STOKES	3			-	3	-	-				3
Matthew SUVOLTOS	3		-	-	1	1	1	-			3
Mark TURNLEY	3				-	3	-	-			3
Adam WOOLLETT	3		-	-	1	-	2	-			3
Richard BARTON	2					2					2
Dick BARTON	2	-	-	-	-	2	-				2
Daryl BIVIANO	2				2						2
Robert BLACKMAN	2				2						2
Lindsay CAMERON	2	2									2
Gavin CASTLE	2	2									2
Tim CLARK	2	-	2	-	-	-					2
Nathan CLARK	2				-	1	1	-			2
Gavan CLARK	2	-	-	-	-	2	-				2

	TOTAL	1STS	2NDS	3RDS	4THS	5THS	6THS	7THS	BWCC		TOTAL
									1STS	2NDS	
James COWPERTHWAITTE	2	2									2
Colin CUNLIFFE	2		-	-	1	-	1				2
Richard DALTON	2			1		1					2
Gerry DALTON	2					1	1				2
Gavin DONOVAN	2				2						2
James DUFF	2	-	1	1	-		-				2
Wayne ELLIOTT	2					2					2
Simon ELLIS	2				1	1					2
Frank FEGAN	2	2									2
Harry FIMMELL	2	2									2
Jeff FISHER	2	2									2
Aiden GRACE	2				2						2
Daryl HAY	2				2						2
Steve J. HEDLEY	2	2									2
Daryl HEWAT	2				1	1					2
Ryan HICKEY	2				-	-	2				2
John HICKEY	2					-	2				2
David HINCHLIFFE	2	2									2
Jack HIRST	2	2									2
Chris HOCKING	2		-	1	-	1					2
Andrew HOOD	2	-	-	-	-	1	1				2
Scott HUCKER	2	2	-	-	-	-	-				2
Ben JACKSON	2			-	-	1	1				2
Allan JAMIESON	2					1	1				2
Ken JONES	2				2						2
David LEIGH	2				2						2
Peter LONEY	2				1	1					2
Ian MATHIESON	2	2									2
Des McCABE-DOYLE	2	2									2
Keith MEANEY	2	2									2
Michael MERRIMAN	2	-	-	-	2	-	-				2
Alan MERRIMAN	2	-	-	1	-	1	-				2
Bryce MIDDLETON	2				-	1	1				2
Tim MITCHELL	2	-	2	-	-	-	-				2
Dale MOORE	2					-	2				2
Phillip MORROW	2				1	1					2
Luke MULLER	2	2	-	-	-	-	-				2
Ben NEVILLE	2	2	-	-	-	-	-				2
Bruce NUNN	2	2									2
Adam O'CONNOR	2		-	-	1	1	-	-			2
Adam PATCHING	2			-	-	1	1				2
Tom PATTERSON	2				1		1				2

	TOTAL	1STS	2NDS	3RDS	4THS	5THS	6THS	7THS	BWCC		TOTAL
									1STS	2NDS	
Colin PURNELL	2	2									2
Graeme RHODES	2	1	1								2
Yves ROUSSEY	2	-	2	-	-	-					2
Don ROYCE OAM	2				2						2
Oliver SANDERS	2				1		1				2
Luke SHARRY	2		2	-	-	-	-				2
Rob SHERINGHAM	2		1			1					2
Craig SING	2				1		1				2
Brad STACEY	2	2									2
Harvey STEPHENSON	2	2	-								2
Simon SUTTERBY	2	2	-	-	-	-	-				2
Robert THOMPSON	2	2									2
Greg TREVASKIS	2				1	1					2
Jeff VINKEN	2	2	-	-	-	-	-				2
Jordan WHITE	2				2						2
Peter WHITESDIE	2					1	1				2
Michael WHOLOHAN	2				-	1	1				2
Charlie WINDT	2				2						2
Adrian WINDT	2	-	-	2	-	-	-				2
Mick WOOD	2	2	-	-	-	-	-				2
Adam WRIGHT	2		2	-	-	-					2
Tom AGAR	1				1						1
Matthew AINSWORTH	1				1						1
Jim ALEXIADES	1		1								1
Tim ANDERSON	1				1						1
Mark ANDERSON	1					-	1				1
Peter ARMSTRONG	1					1					1
A BAIRD	1	1									1
Bruce BARTLE	1	1									1
H BEATTY	1				1						1
Tom BEAUMONT	1	-	1	-							1
Robert BEEKHOF	1				1						1
Rick BELL	1						1				1
Gary BENT	1		1								1
Brett BENTLEY	1		-	-	-	1	-				1
Mehar BIRAH	1								1		1
Harman BIRAH	1								1		1
Craig BLACKMAN	1		1								1
G BLAKE	1		1								1
Darrin BLISS	1					1	-				1
James BOTTOMLEY	1	-	1	-			-				1
David BOYANTON	1	-	1	-	-	-					1

	TOTAL	1STS	2NDS	3RDS	4THS	5THS	6THS	7THS	BWCC		TOTAL
									1STS	2NDS	
Robert BRUNTON	1				1						1
Geoff BURCH	1	1									1
Larry BYRNE	1	1									1
G CAMPBELL	1				1						1
Carson CARROLL	1		1								1
George CHISHOLM	1		1	-	-	-	-				1
Jake CLARK	1				-	1					1
Tom CLINCH	1				1						1
Craig COLLINS	1					1					1
J. CONDER	1		1								1
Ian COOMBER	1		1								1
Daryl COOMBER	1				1						1
Lachlan COOPER	1				1						1
Michael COX	1				1						1
Peter CRICHTON	1	1									1
Mitchell CUNLIFFE	1						1				1
T.Arthur DAVID	1	1									1
Mitchell DAVIS	1		1	-	-	-	-	-			1
Harvey DAVIS	1				1						1
Lawrie De GOLDI	1		1								1
R DEAN	1		1								1
Darcy del RIO	1	-	1	-	-	-	-				1
Bianca DUFF	1								1		1
Andrew DUFF	1				-	1	-				1
Cam DUGGAN	1				1	-	-	-			1
Dean DUTHIE	1	-	1	-	-	-	-				1
Shane EADE	1				-		1				1
A ELLIOTT	1						1				1
Max ELLIS	1	-	-	1	-	-	-				1
Darren ESKRIGGE	1					1					1
Nicholas FAIRCHILD	1	-	1	-							1
Peter FALCONER	1	1									1
Dennis FAREY	1				1						1
Chris FAYERS	1	1									1
Craig FEATHERSTON	1	1									1
Bradley D. FLEET	1	-	1		-	-					1
Artie FLEET	1	-	-	-	-	1	-				1
Arch FLEET	1				1						1
Lucas FRIEND	1		-	1	-	-					1
Justin GARDNER	1				1						1
Andrew GARRIGAN	1	-	1	-							1
Michelle GAVIN	1								1		1

	TOTAL	1STS	2NDS	3RDS	4THS	5THS	6THS	7THS	BWCC		TOTAL		TOTAL	1STS	2NDS	3RDS	4THS	5THS	6THS	7THS	BWCC		TOTAL
									1STS	2NDS											1STS	2NDS	
Ross GEAR	1					1					1	Bryce KELAART	1				1						1
Brett GEAR	1				1						1	Peter KELLY	1	1									1
Peter GILBY	1			1							1	David KIBBIS	1			-	-	1	-				1
Mark GILES	1				-	1					1	Michael KIRKLAND	1			-	-	-	1	-	-		1
Brett GILLETT	1					1					1	Peter LANDERS	1				-	1	-				1
A.J.(Ike) GOSBELL	1	1									1	Roger LANE	1					1					1
Shannan GOVE	1	-	-	-	-	1					1	Adam LAVARS	1	-	-	-	-	1					1
Ethan GRACE	1						1				1	Ken Le HUNT	1	1									1
Craig GREEN	1						1				1	Austin LEVICK	1				-	1	-				1
Andrew GREEN	1		-	-	-	1	-	-			1	Jorden LEWIS	1	-	-	1	-	-	-	-			1
W GRIFFEN	1		1								1	Xavier LINDSAY	1						1				1
J.GROVES	1		1								1	Bruce LINDSAY	1						1				1
Chris HADFIELD	1		1	-		-	-				1	Troy LOGAN	1						1				1
Jacob HARMON	1						1				1	Eric LOOKER	1	1									1
Ben HARMON	1						1				1	Stephen LUNN	1	1									1
Clinton HARRIS	1	1									1	E MacARTHUR	1		1								1
Nick HARRISON	1			-	1	-	-				1	Tim MACHAR	1					1					1
Harry HASSETT	1	1									1	John MacLEOD	1					1					1
B HENDERSON	1	1									1	Gurinder MAKKAR	1					1					1
Richard HERD	1			-	-	1					1	Tony MARINELLI	1				-	1	-	-			1
Tim HIBBARD	1				-	1	-				1	Paul MARINELLI	1			-	-	-	1	-			1
Oscar HILL	1			1							1	Lauren MARINO	1								1		1
IanHOCKING	1		1								1	Trent MARSHALL	1						1				1
Bruce HOLDEN	1	1									1	Philip MARSHALL	1			1							1
Wayne HOOD	1		1								1	A.C.(Bert) MARSHALL	1			1							1
Fred HORNE	1					1					1	D MASON	1			1							1
Buce ILLINGWORTH	1		1								1	David MATTHEWS	1					1					1
B. IVERMEE	1		1								1	Stephen MAXWELL	1			1							1
Jack JAMES	1	1									1	I McCALLUM	1			1							1
David JARICK	1		-	-	-	1					1	Anthony McCARTNEY	1				1						1
Peter JEFFERIES	1	1	-	-	-	-	-				1	Norm McDONALD	1	1									1
Hayden JEFFERIES	1			1							1	Gavin McKAY	1			1							1
Ray JEWELL	1		1								1	Darren McQUEEN	1	-	-	1	-	-	-				1
David JEWELL	1	1									1	David McTAGGART	1				1						1
Annabelle JOHANSON	1									1	1	Susan MEANEY	1								1		1
Danny JOHNS	1				1						1	Samuel MEANEY	1						1				1
M JOHNSON	1		1								1	Henry MEANEY	1						1				1
Mark JOHNSTON	1					1					1	Grant MEANEY	1						1				1
Terry JOHNSTONE	1						1				1	Gavin MERRIMAN	1						1				1
p JONES	1				1						1	Heath MIDDLETON	1	-	1	-	-	-					1
Frank JUST	1	1									1	Belinda MILVERTON	1								1		1
Sunny KAKYAL	1						1				1	Sam MITCHELL	1			1							1

	TOTAL	1STS	2NDS	3RDS	4THS	5THS	6THS	7THS	BWCC		TOTAL		TOTAL	1STS	2NDS	3RDS	4THS	5THS	6THS	7THS	BWCC		TOTAL
									1STS	2NDS											1STS	2NDS	
Hugh MITCHELL	1				1						1	Dennis SING	1					1					1
Ben MITCHELL	1						1				1	Sukhwinder Sam SINGH	1				-	1	-				1
Peter MOORE	1		1								1	Trevor SMITH	1	-	-	-	-	-	1				1
David MURRAY	1	-	-	-	-	1	-				1	Paul SMITH	1		-	-	-	1	-				1
Jim MUTTON	1	1									1	L SMITH	1		1								1
Graeme NELSON	1						1				1	B SMITH	1				1						1
Lachlan NORTON	1				1						1	Andrew SMITH	1	1									1
Phillip NUNN	1				-	1					1	Tim STACEY	1	-	1								1
Damien O'KEEFE	1				1						1	G STEELE	1				1						1
Warwick OMAN	1		1								1	Toby SUDWEEKS	1			-	1	-	-				1
A. OSBORNE	1				1						1	Stephen SUTCLIFFE	1		1								1
B OVER	1	1									1	K John TAYLOR	1		1								1
Jody PARKER	1		1								1	John L. TAYLOR	1					1					1
Mihir PATEL	1				1						1	Graeme TAYLOR	1	-	-	1	-	-	-	-			1
Tim PAYNE	1					1					1	Julian TEAGUE	1	-	1								1
Jamie PESCOTT	1		-	-	1		-	-			1	Arch TONKIN	1		1								1
Ian R.W. POULTON	1		1								1	Tom TROUGHTON	1	1									1
Merv PRIMMER	1					1					1	Frank TUSKES	1		-	1	-	-	-				1
James PURCELL	1			-	-	1	-	-			1	Florianne TWADDLE	1								1		1
James RATCLIFFE	1	-	-		-	1	-				1	John WAINWRIGHT	1	1									1
John REES	1	-	1	-	-						1	S WALL	1	1									1
Ben RENICK	1				-	1	-				1	Rob WARREN	1					1					1
Richie ROBERTSON	1	-	-	-	-	1	-				1	Craig WARREN	1					1					1
Peter ROBERTSON	1	-	-	-	-	1	-				1	Alison WEDDING	1								1		1
John ROMNEY	1	1									1	Allan WELLS	1	1									1
John ROOKE	1	1									1	Paul WEST	1				1						1
Graeme ROSS	1	1									1	Levi WEST	1				1						1
Jack ROYCE	1			1							1	Lindsay WHITE Jnr	1				1						1
Morrie RUSSELL	1		1								1	Lindsay WHITE Snr	1				1						1
J.A. RUSSELL	1	1									1	Simon WHITESIDE	1					1					1
Colin RUTHERFORD	1					1					1	Phil L. WILLIAMS	1	1									1
Paul RYAN	1		1								1	D WILLIAMS	1	1	-	-	-	-					1
Madden SADOWY	1				1						1	David WILLIAMSON	1						1				1
Andrew SADOWY	1				1						1	Marcus WIRTH	1	-	1	-							1
Mark SANDERS	1						1				1	Geoff WISEMAN	1					1	-				1
Scott SANDERSON	1			-	1	-	-				1	Adam WISEMAN	1	-	1	-	-	-					1
J SCOTT	1						1				1	Rob WOOD	1					1					1
Bruce SCRIVEN	1					1					1	M WOODWARD	1	1									1
Kate SEIFFERT	1								1		1	Brad YOUNG	1	1	-	-	-	-	-				1
Noel SHANNON	1	1									1												
John SHAW	1	1									1												
Rae SINCLAIR	1	1									1												

Premiership Players – 376

FIRST XI

9	G. P. WELLS					
8	M. BOWTELL					
6	C. J. LYNCH	S. WELLS				
5	R. F. MERRIMAN	G. M. WELLS	K. DAVIS	A. P. ANDERSON	J. CLARKE M. BROWNE	
4	B. J. EDWARDS M. BOX	D. A. SHAW R. MITCHELL	B. SHAW	J. MULROYAN	F. MEEK	
3	A. G. SCHOFIELD A. JEFFERIES	M. MITTON B. GOGGIN	L. REID T.J. LUDOWYK	V. H. PROFITT H. CLARKE	V. X. HASSETT G. OMAN	
2	J. D. COWPERTHWAITTE J. D. Mc CABE-DOYLE D. HINCHLIFFE J. FISHER M. WOOD	R. THOMPSON R. CASSIO P. TWADDLE B. NUNN R. KIDDLE	D. BARNES L. CAMERON P. SHEAHAN S. HUCKER B. NEVILLE	I. MATHIESON K. MEANEY S. SUTTERBY J. VINKEN G. CASTLE	C. PURNELL S. J. HEDLEY D. HICKLETON J. MULLER L. MULLER	F. FEGAN J. HIRST B. STACEY H. STEPHENSON
1	T. TROUGHTON A. J. GOSBELL T.A. DAVID G. RHODES J. SHAW P. JEFFERIES H. HASSETT P. KELLY	P. STEVEN R. SINCLAIR N. Mc DONALD D. WILLIAMS J. JAMES G. BURCH J. ROMNEY Dev ROYCE	P. L. WILLIAMS S. LUNN B. HOLDEN E. LOOKER B. YOUNG J. LAMB L. BYRNE C. FEATHERSTON	P. CRICHTON P. FALCONER B. BARTLE C. HARRIS A. WELLS K. Le HUNT A. BAIRD	S. WALL J. WAINWRIGHT N. SHANNON D. JEWELL C. FAYERS B. HENDERSON F. JUST	J. ROOKE J. MUTTON B. OVER M. WOODWARD A. SMITH J.A. RUSSELL G. ROSS

SECOND XI

4	R. MITCHELL					
3	D. FLEET	S. MULLEN				
2	A. P. ANDERSON J. LAMB J. BOTTOMLEY	I. SIMPSON H. FIMMELL L. SHARRY	T. MITCHELL D. A. SHAW R. BENNETT	G. M. WELLS I. HASTIE Y. ROUSSETY	M. BOX T. CLARK I.R.W. POULTON A. WRIGHT	
1	C. BLACKMAN P. TWADDLE L. De GOLDI W. GRIFFEN B. ILLINGWORTH I. HOCKING J. DUFF J. MULLER J. PARKER George CHISHOLM	S. SUTCLIFFE J. ALEXIADES T. J. LUDOWYK G. RHODES A. TONKIN R. JEWELL H. MIDDLETON J. REES C. HADFIELD N. FAIRCHILD	W. OMAN P. RYAN G. BENT W. HOOD R. DEAN G. BLAKE D. DUTHIE T. STACEY M. AINSWORTH M. DAVIS	D. BARNES P. STEVEN R. CASSIO L. SMITH J. CONDER Carson CARROLL B. FLEET A. GARRIGAN D. DELRIO	K. J. TAYLOR P. SHEAHAN P. MOORE B. IVERMEE I. COOMBER R. D. PEARCE M. WIRTH A. WISEMAN T. BEAUMONT	M. RUSSELL J. GROVES R.SHERINGHAM M. JOHNSON J. MULROYAN E. Mac ARTHUR J. TEAGUE D. BOYANTON Dev ROYCE

THIRD XI

2	G. P. WELLS	G. WHITESIDE	A. WINDT	R. MITCHELL		
1	D. FAREY H. DAVIS G. N. TAYLOR A. GOVE M. COX T. LEVICK	A.C. MARSHALL D. MASON R. D. PEARCE S. MAXWELL A. DEVLIN H. JEFFERIES	R. LUSCOMBE I. Mc CALLUM G. Mc KAY M. ELLIS D. HICKLETON D.P. ROYCE	D. A. SHAW G. CAMPBELL A. MERRIMAN J. DUFF D. Mc QUEEN J. ROYCE	P. GILBEY D. BARNES R. DALTON D. FLEET J. LEWIS S. MITCHELL	I. SIMPSON P. MARSHALL J. MULLER L. FRIEND F. TUSKES O. HILL

FOURTH XI

3	M. PITARO	Z. STOKES	M. SCOTT	Mark AINSWORTH	T. LEVICK	
2	G. DONOVAN J. DICKSON B. RIXON	D. LEIGH D. O'KEEFE J. GORDON	R. BLACKMAN G. TREVASKIS C. WINDT	R. LUSCOMBE M. MERRIMAN J. WHITE	K. JONES D. N. ROYCE	D. BIVIANO D. HAY
1	T. CLINCH B. KELAART A. Mc CARTNEY D. COOMBER G. L. CHISHOLM Dev ROYCE S. ELLIS C. DUGGAN R. KIDDLE L. NORTON A. GRACE	A. OSBORNE B. SMITH D. Mc TAGGART P. MORROW A. LEEDS G. SANDS G WHITESIDE T. SUDWEEKS T. PATTERSON O. SANDERS T. AGAR	D. JOHNS L. WHITE Jnr H. BEATTY P. LONEY J. GARDNER A. GOVE I. HASTIE M. SUVOLTOS H. MITCHELL Archie FLEET J. GORDON	R. F. MERRIMAN N. CRANE G. PRIDDLE P. JONES B. FLANAGAN A. WOOLLETT J. PESCOTT C. CUNLIFFE A. GRACE Mihir PATEL L. WEST	L. WHITE Snr P. TWADDLE C. SING R. BEEKHOF T. MITCHELL P. WEST S. SANDERSON Matt AINSWORTH D. FLEET A. SADOWY	G. STEELE B. GEAR R. BRUNTON G. BLACKLEY D. HEWAT T. ANDERSON N. HARRISON A. O'CONNOR L. COOPER M. SADOWY



Premiership Players – 376



FIFTH XI

6	G. L. CHISHOLM	A. LEEDS				
5	Chris CARROLL	M. PITARO				
4	G. BRIGGS	R. JONES				
3	P. DUFFIELD	B. FLANAGAN	G. PRIDDLE	G. WHITESIDE	G. SANDS	M. TURNLEY A. DEVLIN
2	G. CLARK G. BLACKLEY	I. Mc GREGOR N. CRANE	A. FOSTER A. GOVE	D. BARTON P. MORGAN	W. ELLIOTT	R. BARTON
1	P. LANDERS G.G. OMAN S. ELLIS P. WHITESIDE M. PRIMMER R. WARREN A. HOOD R. LANE T. HIBBARD D. HICKLETON P. MARINELLI A. FATONE B. BENTLEY A. LEVICK	A. P. ANDERSON P. LONEY D. MURRAY J. L. TAYLOR B. GILLETT C. WARREN D. HEWAT R. ROBERTSON P. SMITH B. MIDDLETON D. NOLAN B. JACKSON N. CLARK M. KIRKLAND	P. MORROW T. MACHAR P. ARMSTRONG G. TREVASKIS R. WOOD B. RIXON T. PAYNE R. BENNETT A. FLEET C. HOCKING S. GOVE A. GREEN A. PATCHING S. SINGH	R. GEAR C. RUTHERFORD B. SCRIVEN M. JOHNSTON D. MATTHEWS C. COLLINS J. DICKSON D. JARICK P. ROBERTSON B. RENICK D. KIBBIS T. LEVICK M. SUVOLTOS A. O'CONNOR	J. Mac LEOD D. SING R. SHERINGHAM S. WHITESIDE J. MULLER G. COLLINSON D. ESKRIGGE P. NUNN M. GILES A. DUFF G. WISEMAN J. RATCLIFFE D. BLISS J. PURCELL	R. F. MERRIMAN P. STEVEN A. JAMIESON M. WHOLOHAN R. DALTON F. HORNE T. MARINELLI A. MERRIMAN R. HERD A. LAVARS S. LEWIS J. HADFIELD J. CLARK G. MAKKAR

SIXTH XI

3	G. L. CHISHOLM	P. MORGAN	I..P. Mc GREGOR	W. HADFIELD	A. DEVLIN	
2	G. P. WELLS I.(Meggsie) Mc GREGOR	D. MOORE S. LEWIS	J. HICKEY A. FATONE	R. HICKEY J. HADFIELD	A. WOOLLETT	
1	D. BARTON P. WHITESIDE J. SCOTT P. SHEAHAN M. SANDERS T. LOGAN C. GREEN B. HARMON	P. DUFFIELD G. DALTON P. TWADDLE M. ANDERSON O. SANDERS T. PATTERSON A. PATCHING J. HARMON	A. JAMIESON G. MERRIMAN A. ELLIOTT A. HOOD C. CUNLIFFE E. GRACE S. KAKYAL	A. FOSTER G. NELSON D. WILLIAMSON N. CLARK M. CUNLIFFE B. MITCHELL S. MEANEY	C. SING T. JOHNSTONE T. SMITH B. JACKSON B. LINDSAY R. BELL G. MEANEY	M. WHOLOHAN T. MARSHALL S. EADE B. MIDDLETON X. LINDSAY M. SUVOLTOS H. MEANEY

BWCC FIRST XI

1	S. MEANEY A. WEDDING	L MARINO A. JOHANSON	B. DUFF F TWADDLE	M. GAVIN H. BIRAH	K. SEIFFERT M.BIRAH	B. MILVERTON
---	-------------------------	-------------------------	----------------------	----------------------	------------------------	--------------



Premiership Captains – 46

NEWTOWN AND CHILWELL TURF CRICKET CLUB - 3

1 - T.A. DAVID V.X. HASSETT S.J. HEDLEY

NEWTOWN AND CHILWELL CRICKET CLUB - 43

FIRSTS	3 - K. DAVIS				
	2 - J. MULROYAN	M. BOWTELL	B. NUNN	R. KIDDLE	
	1- R. SINCLAIR	D. A. SHAW	R. F. MERRIMAN	S. WELLS	L. REID C. LYNCH
SECONDS	2 - G. M. WELLS				
	1 - A. TONKIN	A. P. ANDERSON	R. SHERINGHAM	I. HASTIE	J. MULLER
	D. FLEET	R. MITCHELL			
THIRDS	1 - D. FAREY	P. MARSHALL	M. ELLIS	R. MITCHELL	
FOURTHS	1 - R. F. MERRIMAN	R. BLACKMAN	G. L. CHISHOLM	P. LONEY	A. LEEDS
	D.N. ROYCE	G. WHITESIDE	A. O'CONNOR	D. FLEET	J. WHITE
FIFTHS	2 - R. JONES	(Mason Shield and District Fifths)			
	Chris CARROLL	(District Fifths)	G. SANDS	(District Fifths)	
	1 - J. L. TAYLOR	(District Fourths)	A. LEEDS	(District Fourths)	
	G. L. CHISHOLM	(District Fifths)	P. ROBERTSON	(District Fifths)	
	C. HOCKING	(District Fifths)	M. TURNLEY	(District Fifths)	
	P. MORGAN	(District Fifths)	A. DEVLIN	(Central 50 retired)	
SIXTHS	3 - P. MORGAN#*•	(District Sixths)			
	2 - G. L. CHISHOLM#*	(Gowty Shield & Sixths)		S. LEWIS*• (District Sixths)	
	2 - A. DEVLIN	(District Sixths & One Day 6)			
		Note - # co-captain 1999/00	*co-captain 2000/01	•co-captain 2001/02	
	1- M. SANDERS	(Inner 50 retired)			
BWCC FIRSTS	1- S. MEANEY				

NEWTOWN CRICKET CLUB (matting) - 9

FIRSTS	2 - J. A. RUSSELL			
	1 - E. WALL	N. DAVID	S. J. HEDLEY	E. THORLEY
	G. MAHON	J. HEDLEY	G. HARRISON	
SECONDS	1 - J. Mc GRATH	(Competed in matting section B)		

N&CCC Captains

In 1936 the N. C. C. and N. C. C. amalgamated for two seasons.

	FIRST XI	SECOND XI	THIRD XI	THIRD XI	THIRD XI		
1936/37	V. X. Hassett		J. Russell		D. D. Looker		
1937/38	V. X. Hassett ("A" Side) F. Just ("B" Side)		D. Loader		D. D. Looker		
	FIRST XI	SECOND XI	THIRD XI	THIRD XI	FOURTH XI		
1948/49	R. Sinclair	G. Farey	A. Tucker		-		
1949/50	R. Sinclair	A. Tonkin	A. Tucker		J. Frewin		
1950/51	A. G. Schofield	A. Tonkin	G. Haley		J. Frewin		
1951/52	V. X. Hassett	A. Tonkin	G. Haley		F. Dawber		
1952/53	V. X. Hassett	A. Tonkin	G. Haley		F. Dawber		
1953/54	G. M. Wells	V. Hind	A. Tucker		F. Dawber		
1954/55	D. A. Shaw	A. C. Marshall	J. Groves		F. Dawber		
1955/56	D. A. Shaw	M. Russell	N. Lindsay		F. Dawber		
1956/57	D. A. Shaw	M. Russell	N. Lindsay		F. Dawber		
1957/58	M. Box	M. Russell	N.Lindsay/G.Shaw		J. Frewin		
1958/59	J. Mulroyan	M. Russell	A. C. Marshall		L. Beales		
1959/60	L. Reid	M. Russell	T. Clinch		L. Beales		
1960/61	J. Mulroyan	R. Dickson	T. Clinch		D. Crilly		
1961/62	J. Mulroyan	D. A. Shaw	A. Osborne		D. Leigh		
1962/63	J. Mulroyan	D. A. Shaw	R. Dickson		R. F. Merriman		
1963/64	D. A. Shaw	G. M. Wells	R. Ballis		R. F. Merriman		
1964/65	L. DeGoldi	G. M. Wells	D. Farey		R. Blackman		
1965/66	A. P. Anderson	G. M. Wells	D. Farey		R. Blackman		
1966/67	A. P. Anderson	G. M. Wells	D. Farey		R. Blackman		
1967/68	A. P. Anderson	G. M. Wells	D. Farey		D. Leigh		
1968/69	A. P. Anderson	G. M. Wells	D. A. Shaw		T. Clinch		
1969/70	R. F. Merriman	G. M. Wells	D. A. Shaw		J. L. Taylor		
1970/71	R. F. Merriman	G. M. Wells	J. Mulroyan		J. L. Taylor		
1971/72	R. F. Merriman	B.Bahr/G.Rhodes	D. A. Shaw		D. Farey		
	FIRST XI	SECOND XI	THIRD XI	THIRD XI	FOURTH XI	FIFTH XI	SIXTH XI
1972/73	R. F. Merriman	T. Kelly	G. Briggs		D. Farey		
1973/74	R. F. Merriman	T. Kelly	G. Briggs		D. Farey	I. Quarrell	-
1974/75	R. F. Merriman	M. Merriman	M. Taylor		J. Mulroyan	I. Quarrell	-
1975/76	G. Oman	A. P. Anderson	M. Taylor		J. Mulroyan	J. L. Taylor	-
1976/77	G. P. Wells	A. P. Anderson	D. N. Royce		K. Woodman	J. L. Taylor	-
1977/78	G. P. Wells	G. Rhodes	E. W. Parker		G. L. Chisholm	B. Scriven	-
1978/79	M. Bowtell	I. R. W. Poulton	D. N. Royce		G. L. Chisholm	B. Flanagan	R.S. Chisholm
1979/80	K. Davis	A. P. Anderson	D. N. Royce		G. L. Chisholm	B. Scriven	R. Coulson
1980/81	K. Davis	A. P. Anderson	D. N. Royce		P. Loney	B. Scriven	R. Jones
1981/82	K. Davis	R. Sheringham	D. N. Royce		A.Foster/P.Loney	R. Jones	D. Barton
1982/83	M. Bowtell	R. Sheringham	G. Clark		R. Jones	A. Leeds	G.L. Chisholm
1983/84	C. J. Lynch	M. Merriman	R. Sheringham		A. Leeds	D. N. Royce	G.L. Chisholm
1984/85	G. P. Wells	M. Merriman	D. Barnes		A. Devlin	R. Jones	-
1985/86	B. Morgan	M. Merriman	R. D. Pearce		P. Morgan	G. L. Chisholm	-
1986/87	S. Wells	M. Merriman	D. N. Royce		W. Hood	Chris Carroll	-
1987/88	S. Wells	M. Merriman	D. N. Royce		C. Rutherford	Chris Carroll and A. Leeds	
1988/89	S. Wells	M. Merriman	D. N. Royce		A. Leeds	G. Sands and M. Wholohan	
1989/90	B. Nunn	D. Hickleton	R. D. Pearce		A. Leeds	G. Sands and D. Barton	
1990/91	B. Nunn	D. Hickleton	P. Marshall		A. Leeds	G. Sands	R. Sheringham
1991/92	B. Nunn	G. Ross	P. Marshall		D. N. Royce	John McDonald	G.L. Chisholm
1992/93	B. Nunn	G. Ross /I. Hastie	P. Marshall/A. Gove		D. N. Royce	John McDonald	A. Devlin
1993/94	R. Mitchell	A. Gove	N. Crane		A. Leeds	D.N. Royce	G.L. Chisholm
1994/95	B. Goggin	A. Gove	G. Whiteside		G. N. Taylor	C. Warren	-
1995/96	T. Egan	A. Gove	G. P. Wells		K. Higgins	G. Clark	-
1996/97	G. Castle	A. Gove	M. Ellis		D. Murray	G. Clark	G.L. Chisholm
1997/98	G. Castle	R. Mitchell	M. Ellis		D. Murray	G. Clark	G.L. Chisholm
1998/99	G. Castle	R. Mitchell	M. Ellis		D. Murray	G. Clark	G.L. Chisholm
1999/00	R. Kiddle	R. Mitchell	M. Ellis/A. Windt		D. Murray/A. Devlin	P. Robertson	G.L. Chisholm/P. Morgan
2000/01	R. Kiddle	I. Hastie	A. Green		A. Devlin	A. Fleet	P. Morgan/S. Lewis
2001/02	R. Kiddle	Dev Royce	B. Bentley		A. Devlin/A. O'Connor	C. Hocking	P. Morgan/S. Lewis
2002/03	R. Kiddle	Dev Royce	B. Bentley		A. O'Connor/G. Whiteside	C. Hocking	P. Morgan/S. Lewis
2003/04	R. Kiddle	I. Hastie/J. Muller	G. Whiteside		S. Day	M. Turnley	P. Morgan/S. Lewis
2004/05	R. Kiddle	I. Hastie	B. Bentley		G. Whiteside	S. Lewis	-
2005/06	B. Tsitas	D. Fleet	A. O'Connor		S. Lewis	W. Hadfield	M. Turnley
2006/07	B. Tsitas	D. Fleet	P. Dowling		W. Hadfield	N. Crane	M. Turnley
2007/08	D. Fleet	D. O'Loughlin	C. Cunliffe		F. Tuskes	W. Hadfield	M. Turnley

N&CCC Captains

	FIRST XI	SECOND XI	THIRD XI	FOURTH XI	FIFTH XI	SIXTH XI
2008/09	T. Clark	D. O'Loughlin	C. Cunliffe	F Tuskes	P. Morgan	M. Turnley
2009/10	B. Neville	R. Mitchell	F Tuskes	G. Whiteside	P. Morgan	M. Turnley 7th XI
2010/11	B. Neville	R. Mitchell	F Tuskes	G. Whiteside	P. Morgan	B. Bentley N. Crane
2011/12	B. Neville	R. Mitchell	F Tuskes	G. Whiteside	P. Morgan	B. Bentley J. Purcell
2012/13	R. Ferguson	R. Mitchell	F Tuskes	G. Whiteside	P. Morgan/ P. Twaddle	
			6 th XI Cambridge A. Devlin & N Clark	A. Windt	6 th XI Navy W. Hadfield & J Hadfield	
2013/14	J. Foss/ R. Ferguson	Y. Roussety	B. Twaddle	T. Hickey	A. Windt/P. Morgan	A.Devlin/N.Clark
2014/15	M. Carson	M. Beveridge	R. Mitchell	P. Morgan	A. Devlin	-
2015/16	M. Carson	A. Kalz	R. Mitchell	P. Morgan	A. Devlin	N. Crane
2016/17	S. Franklin	R. Kiddle	R. Mitchell	A. Windt	A. Devlin	N. Crane
2017/18	S. Franklin	Dev Royce	A. Windt	R. Mitchell	A. Devlin	M. Sanders
2018/19	George Chisholm	S. Waters	J. Battenally	F. Tuskes	A. Devlin	M. Sanders
2019/20	D. Hodge	S. Waters	J. Battenally/J. Tegelhuter	F. Tuskes	A. Devlin	M. Sanders
2020/21	D. Hodge	I. Dalrymple	S. Waters	A.O'Connor	A. Devlin	M. Sanders
2021/22	D. Hodge	I. Dalrymple	D. Fleet	A.O'Connor	M. Sanders	A. Devlin
2022/23	D. Hodge	I. Dalrymple	A. Knott	D. Fleet	A.O'Connor	A. Devlin
2023/24	D. Hodge	J Tegelhuter	A. Knott	J White	M Suvoltos	-

BCCC Captains

	FIRST XI	SECOND XI
2022/23	S. Meaney	L. Irving
2023/24	S. Meaney	J. Holt

N&CCC Longest Serving Office Bearers

President

Vic Profitt	15
David Shaw	11
JFS Shannon	11
Dale Pearce	8
Brian Edwards	7
Scott Mullen	5
Tom Levick	5

Secretary

David Barnes	12
David Shaw	7
Frank Fegan	6
Russell Mitchell	6
Neville Crane	5

Treasurer

Brenton Bahr	14
Mark Ainsworth	14
Chris Carroll	10
Jack Frewin	8
Grant Whiteside	6
G Haley	5
Syd Grenfell	5
Michael Donaghy	5
JD Cowperthaite	5

N&CCC Longest Serving Committee Members

31 Don Royce OAM

26 David Barnes

22 Bob Merriman AM

21 Neville Crane

20 David Shaw

19 Jack Mulroyan

18 **Warwick Hadfield OAM**

17 Graeme Chisholm

16 Vic Profitt

15 Bert Marshall Paul Anderson AM Alan Merriman Tony Gove Phillip Morgan

14 Brenton Bahr **Mark Ainsworth**

13 Jack Frewin Dale Pearce Adam O'Connor Stuart Day **Tom Levick**

12 Chris Carroll Greg Wells Graeme Taylor Grant Whiteside Mick Merriman

11 JFS Shannon Brian Edwards Gavan Clark Mark Turnley Frank Tuskes

10 George Schofield David Leigh Stephen Wells Tony Jefferies Devon Royce

Brendan Twaddle

9 Charlie Pearce Scott Mullen

8 Cyril Blakistan Geoff Wells

7 **Zac Stokes**



Don Royce OAM

N&CCC Office Bearers

	PRESIDENT	SECRETARY	TREASURER
1910/11	C. J. CAIRNS	A. A. CONNOR	A. A. CONNOR
1911/12	C. J. CAIRNS	A. A. CONNOR	A. A. CONNOR
1912/13	C. J. CAIRNS	A. A. CONNOR	A. A. CONNOR
	Club in recess until 1928/29 when reformed as the Newtown & Chilwell Turf Cricket Club. Then amalgamated with the Newtown in (Matting) Cricket Club in in 1948.		
1948/49	V. H. PROFITT	D. A. SHAW	M. DONAGHY
1949/50	V. H. PROFITT	D. A. SHAW	G. HALEY
1950/51	V. H. PROFITT	D. A. SHAW	G. HALEY
1951/52	V. H. PROFITT	D. A. SHAW	G. HALEY
1952/53	V. H. PROFITT	D. A. SHAW	G. HALEY
1953/54	V. H. PROFITT	D. A. SHAW	G. HALEY/M. BOX
1954/55	V. H. PROFITT	J. MULROYAN	A. C. MARSHALL
1955/56	V. H. PROFITT	J. MULROYAN	A. C. MARSHALL
1956/57	A. C. MARSHALL	J. MULROYAN	E. OVER
1957/58	A. C. MARSHALL	J. C. WAINWRIGHT	J. FREWIN
1958/59	A. C. MARSHALL	J. C. WAINWRIGHT	J. FREWIN
1959/60	A. C. MARSHALL	C. PEARCE	J. FREWIN
1960/61	D. A. SHAW	A. P. ANDERSON	J. FREWIN
1961/62	D. A. SHAW	A. P. ANDERSON	J. FREWIN
1962/63	D. A. SHAW	A. P. ANDERSON	J. FREWIN
1963/64	D. A. SHAW	G. BENT	J. FREWIN
1964/65	D. A. SHAW	G. BENT	J. FREWIN
1965/66	D. A. SHAW	N. CRANE	G. M. WELLS
1966/67	D. A. SHAW	N. CRANE	G. M. WELLS
1967/68	D. A. SHAW	N. CRANE	G. M. WELLS
1968/69	D. A. SHAW	N. CRANE	G. M. WELLS
1969/70	D. A. SHAW	N. CRANE	B. BAHR
1970/71	D. A. SHAW	K. Le HUNT	B. BAHR
1971/72	B. J. EDWARDS	I SIMPSON	B. BAHR
1972/73	B. J. EDWARDS	I. SIMPSON	B. BAHR
1973/74	B. J. EDWARDS	I. QUARRELL	B. BAHR
1974/75	B. J. EDWARDS	I. QUARRELL	B. BAHR
1975/76	B. J. EDWARDS	K. WOODMAN	B. BAHR
1976/77	B. J. EDWARDS	K. WOODMAN	B. BAHR
1977/78	B. J. EDWARDS	E. W. PARKER	B. BAHR
1978/79	A. P. ANDERSON	E. W. PARKER	B. BAHR
1979/80	A. P. ANDERSON	E. W. PARKER	B. BAHR
1980/81	A. P. ANDERSON	E. W. PARKER/D. BARNES	B. BAHR
1981/82	D. N. ROYCE	D. BARNES	B. BAHR
1982/83	D. N. ROYCE	D. BARNES	B. BAHR/R. S. CHISHOLM
1983/84	D. N. ROYCE	D. BARNES	R. S. CHISHOLM
1984/85	R. D. PEARCE	D. BARNES	A. RICHARDSON
1985/86	R. D. PEARCE	P. MORGAN	A. RICHARDSON
1986/87	G. N. TAYLOR	P. MORGAN	Chris CARROLL
1987/88	R. D. PEARCE	Mrs Jo BARNES	Chris CARROLL
1988/89	R. D. PEARCE	Mrs Jo BARNES	Chris CARROLL
1989/90	R. D. PEARCE	G. L. CHISHOLM	Chris CARROLL
1990/91	R. D. PEARCE	G. L. CHISHOLM	Chris CARROLL
1991/92	R. D. PEARCE	G. L. CHISHOLM	Chris CARROLL
1992/93	R. D. PEARCE/G. N. TAYLOR	J. DICKSON	Chris CARROLL
1993/94	G. N. TAYLOR	A. LEEDS	Chris CARROLL
1994/95	D. BARNES	G. NELSON	Chris CARROLL
1995/96	D. BARNES	G. NELSON/G. WHITESIDE	Chris CARROLL
1996/97	D. BARNES	G. WHITESIDE	S. DAY
1997/98	G. P. WELLS	D. BARNES	G. WHITESIDE
1998/99	G. P. WELLS	D. BARNES	G. WHITESIDE
1999/00	A. O'CONNOR	D. BARNES	G. WHITESIDE
2000/01	A. O'CONNOR	D. BARNES	G. WHITESIDE
2001/02	A. GREEN	D. BARNES	G. WHITESIDE
2002/03	A. GREEN	C. HOCKING	G. WHITESIDE
2003/04	D. MURRAY	C. HOCKING	T. MARINELLI
2004/05	S. MULLEN	C. HOCKING	T. MARINELLI
2005/06	S. MULLEN	S. DAY	T. MARINELLI
2006/07	S. MULLEN	W. HADFIELD	R. BENNETT
2007/08	S. MULLEN	W. HADFIELD	R. BENNETT
2008/09	S. MULLEN	W. HADFIELD	R. BENNETT
2009/10	J. PURCELL	Ms S. SHAW	R. BENNETT
2010/11	N.R. CRANE	Ms S. SHAW	S. MULLEN
2011/12	N.R. CRANE	P. MORGAN	M. AINSWORTH
2012/13	P. MORGAN	A. FATONE	M. AINSWORTH
2013/14	P. MORGAN	F. TUSKES	M. AINSWORTH
2014/15	P. MORGAN	F. TUSKES	M. AINSWORTH
2015/16	P. MORGAN	F. TUSKES	M. AINSWORTH
2016/17	F. TUSKES	D. BARNES	M. AINSWORTH
2017/18	F. TUSKES	D. BARNES	M. AINSWORTH
2018/19	F. TUSKES	R. MITCHELL	M. AINSWORTH
2019/20	T. LEVICK	R. MITCHELL	M. AINSWORTH
2020/21	T. LEVICK	R. MITCHELL	M. AINSWORTH
2021/22	T. LEVICK	R. MITCHELL	M. AINSWORTH
2022/23	T. LEVICK	R. MITCHELL	M. AINSWORTH
2023/24	T. LEVICK	R. MITCHELL	M. AINSWORTH



N&CCC Office Bearers Vice Presidents



1910/11	unknown					
1911/12	H. A. ANDERSON	W. N. EDEN	D. PESCOTT	Dr. ELVINS		
1912/13	A. DAVID					
1948/49	D. D. LOOKER	C. A. BLAKISTON	M. H. WRIGHT	M. RUSSELL	A. TUCKER	G. HEDLEY
1949/50	D. D. LOOKER	A. TUCKER	L. HOBBS	G. HEDLEY	C. A. BLAKISTON	M. RUSSELL
1950/51	G. HEDLEY	C. A. BLAKISTON	M. RUSSELL	D. D. LOOKER	A. TUCKER	L. HOBBS
1951/52	G. HEDLEY	M. RUSSELL	D. D. LOOKER			
1952/53	C. A. BLAKISTON	A. TUCKER	A. G. SCHOFIELD			
1953/54	G. HEDLEY	C. A. BLAKISTON	A. G. SCHOFIELD	D. D. LOOKER	V. X. HASSETT	A. TUCKER
1954/55	C. A. BLAKISTON	A. TUCKER	A. G. SCHOFIELD	L. O'DONNELL		
1955/56	C. A. BLAKISTON	D. D. LOOKER	A. G. SCHOFIELD	V. X. HASSETT	A. TUCKER	L. O'DONNELL
1956/57	A. TUCKER	D. A. SHAW	V. HIND	D. D. LOOKER	V. X. HASSETT	L. O'DONNELL
1957/58	A. TUCKER	D. A. SHAW	V. HIND	D. D. LOOKER	V. X. HASSETT	R. JAQUES
1958/59	V. HIND	J. MULROYAN	D. A. SHAW			
1959/60	L. REID	V. X. HASSETT	D. D. LOOKER			
1960/61	A. C. MARSHALL	J. MULROYAN	T. CLINCH			

SENIOR VICE-PRESIDENT

1961/62	A. C. MARSHALL
1962/63	A. C. MARSHALL
1963/64	A. C. MARSHALL
1964/65	A. C. MARSHALL
1965/66	A. C. MARSHALL
1966/67	E. HOOD
1967/68	E. HOOD
1968/69	A. P. ANDERSON
1969/70	A. P. ANDERSON
1970/71	A. P. ANDERSON
1971/72	D. A. SHAW
1972/73	N. CRANE
1973/74	N. CRANE
1974/75	N. CRANE
1975/76	N. CRANE
1976/77	N. CRANE
1977/78	G. L. CHISHOLM
1978/79	D. N. ROYCE
1979/80	M. BOWTELL
1980/81	D. N. ROYCE
1981/82	G. L. CHISHOLM
1982/83	G. L. CHISHOLM
1983/84	G. L. CHISHOLM
1984/85	M. MERRIMAN
1985/86	M. MERRIMAN
1986/87	M. MERRIMAN
1987/88	D. N. ROYCE
1988/89	D. N. ROYCE
1989/90	D. N. ROYCE
1990/91	G. N. TAYLOR
1991/92	G. N. TAYLOR
1992/93	G. N. TAYLOR/D. N. ROYCE
1993/94	D. N. ROYCE
1994/95	D. HICKLETON
1995/96	A. GOVE
1996/97	A. GOVE
1997/98	A. GOVE
1998/99	A. GOVE
1999/00	A. GOVE
2000/01	A. GOVE
2001/02	A. GOVE
2002/03	A. GOVE
2003/04	A. GOVE
2004/05	D. MURRAY
2005/06	M. GILES
2006/07	M. GILES
2007/08	B. BENTLEY
2008/09	A. GREEN
2009/10	S. MULLEN
2010/11	M. ELLIS
2011/12	M. ELLIS
2012/13	N.R. CRANE
2013/14	N.R. CRANE
2014/15	N.R. CRANE
2015/16	N.R. CRANE
2016/17	P. MORGAN
2017/18	B. MITCHELL
2018/19	B. MITCHELL
2019/20	B. MITCHELL
2020/21	B. MITCHELL
2021/22	B. MITCHELL
2022/23	B. MITCHELL
2023/24	D. NORMAN

VICE-PRESIDENTS

J. MULROYAN
J. MULROYAN
J. MULROYAN
E. HOOD
E. HOOD
J. MULROYAN
G. BENT
J. MULROYAN
J. MULROYAN
B. J. EDWARDS
B. J. EDWARDS
N. CRANE
R. F. MERRIMAN
R. F. MERRIMAN
R. F. MERRIMAN
R. F. MERRIMAN
D. N. ROYCE
J. L. TAYLOR
C. PEARCE
M. MERRIMAN
R. F. MERRIMAN
D. BARTON
D. BARTON/R. F. MERRIMAN
R. D. PEARCE
D. N. ROYCE
D. BARNES
D. BARNES
D. BARNES
G. CLARK
G. CLARK
D. N. ROYCE
D. N. ROYCE
D. N. ROYCE/P. MARSHALL
D. HICKLETON
G. N. TAYLOR
G. P. WELLS
G. P. WELLS
G. CLARK
G. CLARK
G. CLARK
I. HASTIE
D. MURRAY
M. TURNLEY
A. O'CONNOR
M. TURNLEY
D. MURRAY
J. PURCELL
M. TURNLEY
M. TURNLEY
C. CUNLIFFE
J. PURCELL
M. TURNLEY
M. ELLIS
M. ELLIS
T. LEVICK
T. LEVICK
T. LEVICK
T. LEVICK
T. LEVICK
S. PATTERSON
S. PATTERSON
S. PATTERSON
S. PATTERSON
S. PATTERSON

Newtown & Chilwell Turf Cricket Club

	PRESIDENT	SECRETARY	TREASURER	CAPTAIN
1928/29	J. F. S. SHANNON	T. A. DAVID	S. GRENFELL	T. A. DAVID
1929/30	J. F. S. SHANNON	T. A. DAVID	S. GRENFELL	T. A. DAVID
1930/31	J. F. S. SHANNON	F. FEGAN	S. GRENFELL	P.L. WILLIAMS
1931/32	J. F. S. SHANNON	F. FEGAN	S. GRENFELL	F. JUST
1932/33	J. F. S. SHANNON	F. FEGAN	S. GRENFELL	V. X. HASSETT
1933/34	J. F. S. SHANNON	F. FEGAN	J. D. COWPERTHWAITTE	V. X. HASSETT
1934/35	J. F. S. SHANNON	F. FEGAN	J. D. COWPERTHWAITTE	V. X. HASSETT
1935/36	J. F. S. SHANNON	F. FEGAN	J. D. COWPERTHWAITTE	S. J. HEDLEY
1936/37	J. F. S. SHANNON	A. JACKMAN/ V. X. HASSETT	J. D. COWPERTHWAITTE	V. X. HASSETT
1937/38	J. F. S. SHANNON	J. C. HIRST	J. D. COWPERTHWAITTE	V. X. HASSETT (A side) F. JUST (B side) A. G. SCHOFIELD
1938/39	J. F. S. SHANNON/ V. H. PROFITT	J. C. HIRST	M. DONAGHY	A. G. SCHOFIELD
1939/40	V. H. PROFITT	R. J. HIGGINS	M. DONAGHY	V. X. HASSETT
1940/41	V. H. PROFITT	R. J. HIGGINS	M. DONAGHY	V. X. HASSETT
1941/42	V. H. PROFITT	R. J. HIGGINS	M. H. WRIGHT	V. X. HASSETT
1942 - 1945	CLUB IN RECESS DURING WORLD WAR II			
1945/46	V. H. PROFITT	J. C. HIRST/ A. GOSBELL	M. H. WRIGHT	V. X. HASSETT
1946/47	V. H. PROFITT	R. J. HIGGINS	M. H. WRIGHT	V. X. HASSETT
1947/48	V. H. PROFITT	D. A. SHAW	M. DONAGHY	A. GOSBELL

VICE-PRESIDENTS

1928/29	E. HASSETT	D. PRICE	J. T. GILL	C. USHER	C. H. BIRDSEY
1929/30	E. HASSETT	D. PRICE	J. T. GILL	C. USHER	C. H. BIRDSEY
1930/31	E. HASSETT	D. PRICE	J. T. GILL	C. USHER	C. H. BIRDSEY
1931/32	E. HASSETT	D. PRICE	J. T. GILL	C. USHER	
1932/33	J. T. GILL	H. HOOPER	C. H. BIRDSEY	F. C. ADDISON	
1933/34	E. HASSETT	D. PRICE	A. N. SHANNON	C. USHER	V. HASSETT
1934/35	D. HASSETT	H. HOOPER	C. H. BIRDSEY	F. C. ADDISON	H. HOOPER
1935/36	T. A. DAVID	D. PRICE	J. T. GILL	C. USHER	F. C. ADDISON
1936/37	E. HASSETT	C. H. BIRDSEY	A. N. SHANNON	V. HASSETT	C. USHER
1937/38	UNKNOWN	C. H. BIRDSEY	A. N. SHANNON	T. A. DAVID	
1938/39	G. HEDLEY	A. N. SHANNON	C. USHER	F. JUST	V. H. PROFITT
1939/40	G. HEDLEY	A. N. SHANNON	C. USHER	H. HOOPER	
1940/41	G. HEDLEY	A. N. SHANNON	S. GRENFELL		
1941/42	G. HEDLEY	A. N. SHANNON	E. HASSETT		
1942 TO 1945	CLUB IN RECESS DURING WORLD WAR II				
1945/46	G. HEDLEY	A. N. SHANNON	M. H. WRIGHT		
1946/47	G. HEDLEY	A. N. SHANNON	M. H. WRIGHT	C. A. BLAKISTON	
1947/48	G. HEDLEY	C. A. BLAKISTON	M. H. WRIGHT		

Newtown (Matting) Cricket Club

1883	Newtown Cricket Club formed. W. CALDWELL was then Secretary.
1910/12	No team fielded.
1911/12	Office Bearers unknown although C. BUSHALL was Captain.
1912/13	Unable to field a team although an Annual General Meeting was held and Mayor Strong elected President.
1913/14	Club in recess.
1914 to 1919	Club in recess due to World War I.

	PRESIDENT	SECRETARY	TREASURER	CAPTAINS
1919/20	W. MUNDAY	E. HASSETT	W. SHARLAND	UNKNOWN
1920/21	M. C. SHANNON	E. HASSETT	W. BENEY	E. WALL
1921/22	E. HASSETT	H. V. WILLIAMS	E. BONNEY	E. WALL/N. DAVID
1922/23	E. HASSETT	J. SHARPE	H. HASSETT	N. DAVID
1923/24	E. HASSETT	J. PENDER	E. HEDLEY	G. DAVIS
1924/25	unknown			J. RUSSELL
1925/26	E. O'CONNELL	A. JACKMAN	S. HEDLEY Snr	J. RUSSELL
1926/27	E. O'CONNELL	A. JACKMAN	S. HEDLEY Snr	J. RUSSELL
1927/28	J. F. S. SHANNON	A. JACKMAN	S. J. HEDLEY	J. RUSSELL
1928/29	L. HIRST	A. JACKMAN	S. J. HEDLEY	S. J. HEDLEY
1929/30	J. T. GILL	A. JACKMAN	S. J. HEDLEY	E. THORLEY
1930/31	J. T. GILL	A. JACKMAN	S. J. HEDLEY	R. FLEMING
1931/32	J. T. GILL	A. JACKMAN	S. J. HEDLEY	D. D. LOOKER
1932/33	J. T. GILL	A. JACKMAN	S. J. HEDLEY	E. THORLEY
1933/34	J. T. GILL	A. JACKMAN	S. J. HEDLEY	C. TAYLOR
1934/35	J. T. GILL	A. JACKMAN	S. P. AHERN	J. Mc GRATH
1935/36	unknown			J. Mc GRATH
1936/37	AMALGAMATED WITH NEWTOWN & CHILWELL CRICKET CLUB FIELDDED THREE TEAMS.			
1937/38	AMALGAMATED WITH NEWTOWN & CHILWELL CRICKET CLUB FIELDDED FOUR TEAMS.			
1938/39	L. J. HOBBS	D. D. LOOKER	L.G.O'DONNELL	K. BUSBRIDGE
1939/40	L. J. HOBBS	D. D. LOOKER	L.G.O'DONNELL	G. MAHON
1940/41	L. J. HOBBS	D. D. LOOKER	G. HARRISON	G. MAHON
1941/42	L.G.O'DONNELL	D. D. LOOKER	D. D. LOOKER	R. LOADER (B1)
1942/43	G. E. ALLDIS	D. D. LOOKER	D. D. LOOKER	R. RANSOME (B1)
1943/44	G. E. ALLDIS	D. D. LOOKER	D. D. LOOKER	G. POWNALL (B1)
1944/45	G. E. ALLDIS	D. D. LOOKER	D. D. LOOKER	K. HERNAN (B1)
1945/46	G. POWNALL	E. PLUNKETT	E. PLUNKETT	E. LOOKER (A1)
1946/47	D. D. LOOKER	D. RANKIN	D. RANKIN	J. HEDLEY (A1)
1947/48	D. D. LOOKER	J. CHAPMAN	J. CHAPMAN	G. HARRISON (A1)
				J. Mc GRATH (B)
				G. BRUNGER (B)
				G. BRUNGER (B)
				no 2ND XI
				no 2ND XI
				D. D. LOOKER (B)
				D. D. LOOKER (B)
				D. D. LOOKER (B2)
				D. D. LOOKER (B2)
				D. D. LOOKER (B2)
				D. D. LOOKER (B2)
				M. RUSSELL (B2)
				M. RUSSELL (B2)
				R. RAMSDEN (A2)
				R. RAMSDEN (A2)
				R. HARRIS (B2)
				A. TUCKER (B2)

The Newtown Cricket Club amalgamated with the Newtown and Chilwell Cricket Club for season 1948/49 and fielded three sides in the G. C. A.

N. B. 1st XI played in the matting A grade unless denoted. The Club fielded three sides in 1946/47.

General Committee Members

The following pages list those members who have been elected to the General Committee of the Newtown and Chilwell Cricket Club since 1948/49.

1948/49	R. SINCLAIR	A. G. SCHOFIELD	V. X. HASSETT	J. CHAPMAN	T. TROUGHTON	
1949/50	T. TROUGHTON	J. CHAPMAN	V. X. HASSETT	A. G. SCHOFIELD	R. SINCLAIR	
	J. HOPE	A. GOSBELL	L. O'DONNELL	J. FREWIN		
1950/51	T. TROUGHTON	J. CHAPMAN	J. FREWIN	L. O'DONNELL	J. HOPE	G. M. WELLS
	P. ARTHUR	N. C. CARROLL	A. GOSBELL	V. X. HASSETT	R. SINCLAIR	J. FREWIN
	A. TONKIN	M. BOX	A. G. SCHOFIELD			
1951/52	A. G. SCHOFIELD	V. X. HASSETT	A. TONKIN	G. M. WELLS	N. HURRING	T. CLINCH
1952/53	M. BOX	L. O'DONNELL	T. TROUGHTON	N. C. CARROLL	R. WEDDELL	
	F. DAWBER	R. DICKSON				
1953/54	A. TONKIN	G. M. WELLS	K. MEANEY	C. LEMESURIER	J. MULROYAN	M. BOX
	W. NANKERVIS	N. C. CARROLL	L. O'DONNELL	T. TROUGHTON	R. DICKSON	F. DAWBE
1954/55	F. DAWBER	D. A. SHAW	V. HIND	A. CLARKE	J. FREWIN	K. MEANEY
	W. NANKERVIS	J. CONDER	J. BOOKER	G. SHAW	G. M. WELLS	M. BOX
1955/56	J. CONDER	G. SHAW	K. MEANEY	P. CRICHTON	D. A. SHAW	M. BOX
	J. FREWIN	F. DAWBER	V. HIND	A. CLARKE		
1956/57	M. BOX	F. DAWBER	J. FREWIN	P. FALCONER	N. LINDSAY	K. MEANEY
	J. JAQUES	M. RUSSELL	F. WISE	N. BOURCHIER		
1957/58	G. BURCH	M. BOX	K. MEANEY	M. RUSSELL	L. REID	G. SHAW
	F. WISE	T. CLINCH	J. MULROYAN	J. JAQUES	L. BEALES	N. LINDSAY
1958/59	L. BEALES	D. FAREY	E. HOOD	A. P. ANDERSON	A. TUCKER	M. RUSSELL
	V. X. HASSETT	T. CLINCH				
1959/60	D. A. SHAW	T. CLINCH	M. RUSSELL	A. P. ANDERSON	E. HOOD	L. BEALES
	D. LEIGH	D. HINCHLIFFE	R. F. MERRIMAN	V. HIND	J. MULROYAN	A. TUCKER
1960/61	B. SHAW	C. PEARCE	D. FERGUSON	M. MITTON	L. BEALES	D. LEIGH
	R. F. MERRIMAN	E. HOOD	M. RUSSELL	J. Mc PHEE	D. HINCHLIFFE	
1961/62	T. CLINCH	R. F. MERRIMAN	R. DICKSON	D. LEIGH	N. LINDSAY	J. LAMB
	B. SHAW	M. RUSSELL	J. FIDGE	A. OSBORNE		
1962/63	M. RUSSELL	R. F. MERRIMAN	D. LEIGH	G. BENT	E. HOOD	R. LUSCOMBE
	R. DICKSON	J. LAMB	E. DORRITY			
1963/64	R. LUSCOMBE	D. LEIGH	R. DICKSON	D. FERGUSON	M. JOHNSON	R. BALLIS
	A. OSBORNE	O. MITTON	R. F. MERRIMAN	E. DORRITY		
1964/65	J. FREWIN	J. MULROYAN	R. F. MERRIMAN	R. LUSCOMBE	D. LEIGH	D. FAREY
	A. OSBORNE	G. M. WELLS	J. LAMB	L. De GOLDI	T. CLINCH	R. BLACKMAN
1965/66	J. FREWIN	D. LEIGH	T. CLINCH	G. DONOVAN	R. TUCKER	W. GRIFFEN
	R. LUSCOMBE	R. BLACKMAN	L. De GOLDI	H. BEATTY		
1966/67	D. LEIGH	A. C. MARSHALL	R. TUCKER	H. FIMMELL	R. LUSCOMBE	P. GILBEY
	H. BEATTY	A. P. ANDERSON	R. DAVIS	R. BLACKMAN	J. JARVIS	B. SHAW
1967/68	A. C. MARSHALL	R. F. MERRIMAN	H. BEATTY	R. TUCKER	P. GILBEY	P. MOORE
	D. LEIGH	B. J. EDWARDS	R. FOSTER	D. STEVEN		
1968/69	R. F. MERRIMAN	B. J. EDWARDS	H. BEATTY	B. SHAW	D. LEIGH	R. LUCAS
	I. R. W. POULTON	G. ALSOP	P. MILES	J. PHILLIPS		
1969/70	R. F. MERRIMAN	A. C. MARSHALL	L. SMITH	I. R. W. POULTON	K. Le HUNT	J. PHILLIPS
	K. J. TAYLOR	J. MULROYAN	G. P. WELLS			
1970/71	I. R. W. POULTON	R. F. MERRIMAN	P. MILES	L. De GOLDI	D. FAREY	G. P. WELLS
	K. J. TAYLOR	J. PHILLIPS	J. MULROYAN	D. MASON	I. SIMPSON	
1971/72	R. F. MERRIMAN	K. J. TAYLOR	J. L. TAYLOR	G. BRIGGS	D. MASON	T. KELLY
	K. Le HUNT	J. PHILLIPS	J. MULROYAN	I. R. W. POULTON	D. FAREY	
1972/73	R. CLARKE	D. A. SHAW	D. FAREY	B. PAPPIN	M. MERRIMAN	S. LUNN
	K. J. TAYLOR	G. P. WELLS	J. PHILLIPS	G. BRIGGS		
1973/74	D. N. ROYCE	T. KELLY	B. PAPPIN	G. BRIGGS	G. HANSEN	G. P. WELLS
	K. Le HUNT	K. J. TAYLOR	G. L. CHISHOLM	I. SIMPSON	M. BOWTELL	
1974/75	R. CLARKE	T. KELLY	B. PAPPIN	G. BRIGGS	G. HANSEN	D. N. ROYCE
	M. MERRIMAN	G. P. WELLS	G. L. CHISHOLM	K. J. TAYLOR	M. TAYLOR	K. WOODMAN
	D. G. SCHOFIELD					
1975/76	J. L. TAYLOR	K. J. TAYLOR	E. PARKER	G. HANSEN	M. TAYLOR	D. N. ROYCE
	M. MERRIMAN	W. OMAN	G. RHODES	I. QUARRELL	A. Mc KENZIE	R. STEVEN
	B. SCRIVEN	D. BAUM	A. CONNOLEY	J. TIPPETT	J. COOK	
1976/77	G. RHODES	G. P. WELLS	G. L. CHISHOLM	R. CHISHOLM	M. MERRIMAN	S. LUNN
	G. SANDS	D. BIVIANO	G. BRIGGS	L. De GOLDI	R. BEEKHOF	B. SCRIVEN
	J. L. TAYLOR	M. TAYLOR	W. OMAN	A. CONNOLEY	R. STEVEN	G. OMAN
	J. TIPPETT	P. ANDJELKOVIC				
1977/78	M. MERRIMAN	G. P. WELLS	G. L. CHISHOLM	R. CHISHOLM	S. LUNN	G. RHODES
	B. SCRIVEN	D. BIVIANO	G. BRIGGS	L. De GOLDI	G. SANDS	C. PEARCE
	W. BIRCH					
1978/79	G. L. CHISHOLM	S. WELLS	R. F. MERRIMAN	B. SCRIVEN	D. BIVIANO	M. RIDDLE
	D. Mc TAGGART	R. BEEKHOF	R. CHISHOLM	R. ETCELLS	J. CRELLIN	
1979/80	R. F. MERRIMAN	S. WELLS	G. L. CHISHOLM	B. SCRIVEN	D. BIVIANO	B. PAPPIN
	J. CRELLIN	J. CLARKE	R. COULSON	D. BARNES	J. L. TAYLOR	T. MITCHELL
	J. MONAHAN					
1980/81	D. BARNES	D. BARTON	B. SCRIVEN	J. CRELLIN	S. WELLS	R. COULSON
	R. D. PEARCE	J. L. TAYLOR	B. PAPPIN	A. LEEDS	R. JONES	R. CLARKEkk
1981/82	K. DAVIS	J. CLARKE	D. WILLIAMS	A. LEEDS	B. PAPPIN	R. JONES
	P. LONEY	J. CRELLIN	M. CRELLIN	R. COULSON	R. D. PEARCE	G. P. WELLS
	C. HOSKING	A. THOMPSON				
1982/83	A. G. SCHOFIELD	T. RICHARDSON	D. BARTON	R. D. PEARCE	A. LEEDS	R. JONES
	J. CRELLIN	K. SHEAHAN	M. BOWTELL	C. PEARCE	R. COULSON	A. THOMPSON
	R. SHERINGHAM	M. CRELLIN				
1983/84	J. MACHAR	A. LEEDS	P. LONEY	R. COULSON	R. JONES	B. FLANAGAN
	D. BARTON	W. HOOD	K. DAVIS	S. WELLS	C. PEARCE	

General Committee Members

1984/85	P. MORGAN I. R. W. POULTON	G. P. WELLS	M. WHOLOHAN	W. HOOD	N. WEST	C. PEARCE	B. FLANAGAN
1985/86	D. BARTON G. BRIGGS	M. WHOLOHAN A. LEEDS	W. HOOD R. JONES	C. PEARCE J. L. TAYLOR	A. WELLS D. EASTGATE	N. WEST S. WELLS	B. MORGAN
1986/87	D. BARTON J. L. TAYLOR	A. DEVLIN G. P. WELLS	D. EASTGATE M. WHOLOHAN	B. GOGGIN R. D. PEARCE	W. HOOD S. WELLS	A. MERRIMAN	C. PEARCE
1987/88	G. CLARK P. WHITESIDE	R. COULSON P. MORGAN	D. HICKLETON	W. HOOD	A. MERRIMAN	A. WELLS	S. WELLS
1988/89	R. COULSON E. PARKER	D. HICKLETON C. FAYERS	W. HOOD H. ELLIS	A. MERRIMAN	P. MORGAN	A. WELLS	S. WELL
1989/90	D. BARNES A. WELLS	A. DEVLIN S. WELLS	W. HOOD A. Mc MAHON	P. MARSHALL D. HICKLETON	A. MERRIMAN	E. PARKER	G. SANDS
1990/91	G. CLARK E. PARKER	A. DEVLIN A. WELLS	D. HICKLETON S. WELLS	W. HOOD A. Mc MAHON	A. JEFFERIES A. O'CONNOR	P. MARSHALL M. WHOLOHAN	A. MERRIMAN
1991/92	G. CLARK J. MULLER	A. DEVLIN A. WELLS	J. DICKSON B. NUNN	D. BARNES J. DICKSON	A. JEFFERIES M. WHOLOHAN	P. MARSHALL A. O'CONNOR	A. MERRIMAN
1992/93	G. CLARK J. MULLER	A. DEVLIN G. L. CHISHOLM	D. HICKLETON A. O'CONNOR	D. BARNES	A. JEFFERIES	P. MARSHALL	A. MERRIMAN
1993/94	D. BARNES A. GOVE	G. L. CHISHOLM P. SMITH	A. O'CONNOR P. JEFFERIES	A. O'CONNOR I. HASTIE	A. MERRIMAN	J. MULLER	Dev ROYCE
1994/95	G.L. CHISHOLM P. SMITH	G. CLARK M. TRELOAR	A. GOVE	I. HASTIE	A. MERRIMAN	J. MULLER	E. PARKER
1995/96	G.L. CHISHOLM A. POTTER	S. DAY D.N. ROYCE	I. HASTIE P. SMITH	A. MERRIMAN G. WHITESIDE	R. MITCHELL	J. MULLER	
1996/97	C. CARROLL A. O'CONNOR	G. CLARK A. POTTER	I. HASTIE D.N. ROYCE	A. MERRIMAN M. RUDOLPH	R. MITCHELL	J. MULLER B. YOUNG	
1997/98	C. CARROLL J. MULLER	H. CLARKE A. O'CONNOR	S. DAY A. POTTER	A. MERRIMAN Dev ROYCE	I. HASTIE M. RUDOLPH	M. ELLIS J. VINKEN	
1998/99	S. DAY Dev ROYCE	I. HASTIE	A. MERRIMAN	L. MULLER	A. DEVLIN	J. MULLER	L. POWELL
1999/00	L. MULLER M. ELLIS	A. GREEN A. DEVLIN	M. SUVOLTOS S. DAY	L. POWELL	J. MULLER	I. HASTIE	A. MERRIMAN
2000/01	L. MULLER A. MERRIMAN	A. GREEN L. SHARRY	M. SUVOLTOS A. DEVLIN	L. POWELL S. DAY	T. HIBBARD	D. MURRAY	C. HOCKING
2001/02	S. DAY L. SHARRY	A. DEVLIN James TAYLOR	C. HOCKING M. TURNLEY	S. LEWIS Z. Mc KENZIE	F. TUSKES	A. O'CONNOR	L. POWELL
2002/03	G. CASTLE (res.) T. MARINELLI	A. DEVLIN S. DAY	James TAYLOR	S. LEWIS	A. O'CONNOR	D. MURRAY	A. FATONE (res.)
2003/04	M. TURNLEY M. GILES	G. WHITESIDE A. DUFF	James TAYLOR S. DAY	A. FLEET	P. MARINELLI	S. MULLEN	G. WISEMAN
2004/05	T. MATTHEWS	A. GOVE	James TAYLOR	A. MARINELLI	B. JACKSON	G. WHITESIDE	M. GILES
2005/06	A. GOVE B. JACKSON	B. TSITAS B. BENTLEY	R. BENNETT D. KIBBIS	A. O'CONNOR F. TUSKES	M. TURNLEY M. KELSON	P. MARINELLI	
2006/07	M. TURNLEY S. PEARCE	B. BENTLEY	D. KIBBIS	M. KELSON	B. TSITAS	Jason CLARK	F. TUSKES
2007/08	M. FLEET	A. GREEN	D. O'LOUGHLIN	J. PURCELL	F. TUSKES		
2008/09	B. BENTLEY S. SHAW	F. TUSKES T. HICKEY	K. SIMONSEN	D. O'LOUGHLIN	Dev ROYCE	A. O'CONNOR	
2009/10	A. GREEN P. MORGAN	B. BENTLEY B. LOATS	T. HICKEY J. RATCLIFFE	K. SIMONSEN T. LEVICK	W. HADFIELD	M. TURNLEY	
2010/11	R. BENNETT D.N. ROYCE OAM	W. HADFIELD K. SIMONSEN	T. HICKEY A. JEFFERIES	T. LEVICK	B. LOATS	P. MORGAN	
2011/12	S. EASON	D.N. ROYCE OAM	T. ROBERTS	K. SIMONSEN	A. JEFFERIES	N. HARRISON	S. DIMOVSKI
2012/13	S. EASON J. HARRISON	D.N. ROYCE OAM T. LEVICK	A. JEFFERIES	N. HARRISON	S. DIMOVSKI	J. PESCOTT	N. CLARK
2013/14	D.N. ROYCE OAM J. FOSS	A. JEFFERIES	N. HARRISON	S. DIMOVSKI	N. CLARK	J. HARRISON	T. LEVICK
2014/15	S. DAY	S. DIMOVSKI	M. ELLIS	D.N. ROYCE	A. JEFFERIES	J. PESCOTT	B. TWADDLE
2015/16	A. JEFFERIES	J. PESCOTT	W. HADFIELD	P. TWADDLE			
2016/17	A. JEFFERIES	Dev ROYCE	W. HADFIELD	P. TWADDLE	Z. STOKES		
2017/18	A. JOHANNES	Dev ROYCE	W. HADFIELD	P. TWADDLE	Z. STOKES	A. WOOLLETT	
2018/19	A. CROFT A. WOOLLETT	Dev ROYCE	W. HADFIELD	L. IRVING	J. PESCOTT	P. TWADDLE	Z. STOKES
2019/20	Dev ROYCE	W. HADFIELD	P. TWADDLE	T. HOSKING	Z. STOKES	N. McGUANE	M. SANDERS
2020/21	I. DALRYMPLE	M. ELLIS	W. HADFIELD	T. HOSKING	Z. STOKES	J. TEGELHUTER	J. WHITE
2021/22	I. DALRYMPLE J. TEGELHUTER	M. ELLIS J. WHITE	W. HADFIELD	T. HOSKING	T. MEREDITH	S. SHAW	Z. STOKES
2022/23	I. DALRYMPLE J. TEGELHUTER	M. ELLIS J. WHITE	W. HADFIELD I. HASTIE	T. HOSKING	T. MEREDITH	S. SHAW	Z. STOKES
2023/24	W. HADFIELD J. WHITE	I. HASTIE	L. IRVING	T. MEREDITH	A. SADOWY	Z. STOKES	J. TEGELHUTER

Chair of Selectors

1951/52	D. D. LOOKER
1952/53	D. D. LOOKER
1953/54	D. D. LOOKER
1956/57	A. C. MARSHALL

Club Coach

1972/73	-
1973/74	M. BOWTELL
1974/75	M. BOWTELL
1975/76	G. OMAN
1976/77	M. ALLEN
1977/78	Coaching panel
1978/79	M. BOWTELL
1979/80	K. DAVIS
1980/81	K. DAVIS G. M. WELLS (Malthoid)
1981/82	K. DAVIS G. M. WELLS (Malthoid)
1982/83	M. BOWTELL G. M. WELLS (Assistant)
1983/84	K. DAVIS G. M. WELLS (Assistant)
1984/85	G. P. WELLS
1985/86	B. MORGAN
1986/87	S. WELLS
1987/88	S. WELLS
1988/89	S. WELLS
1989/90	B. NUNN
1990/91	B. NUNN
1991/92	B. NUNN
1992/93	B. NUNN
1993/94	no appointment
1994/95	T. EGAN
1995/96	D. LANYON
1996/97	G. CASTLE D. BARMBY (Assistant)
1996/97	G. CASTLE
1998/99	G. CASTLE
1999/00	R. KIDDLE
2000/01	R. KIDDLE L. MULLER (Assistant)
2001/02	R. KIDDLE L. MULLER (Assistant)
2002/03	R. KIDDLE H. STEPHENSON
2003/04	T. MATTHEWS
2004/05	T. MATTHEWS
2005/06	B. TSITAS
2006/07	B. TSITAS
2007/08	B. BENTLEY
2008/09	no appointment
2009/10	B. NEVILLE
2010/11	B. THOMAS
2011/12	B. THOMAS
2012/13	B. THOMAS
2013/14	B. THOMAS
2014/15	R. KIDDLE
2015/16	M. CARSON
2016/17	Dev ROYCE (Director of Cricket)
2017/18	Dev ROYCE (Director of Cricket)
2018/19	Dev ROYCE (Director of Cricket)
2019/20	Dev ROYCE (Director of Cricket) S. FRANKLIN (Coach)
2020/21	M. ELLIS (Director of Cricket) S. MURDOCH (Coach)
2021/22	M. ELLIS (Director of Cricket) S. MURDOCH (Coach)
2022/23	T. MEREDITH
2023/24	T. MEREDITH replaced by P McKENNA

Chair of Selectors

A. P. ANDERSON
A. P. ANDERSON
A. P. ANDERSON
B. J. EDWARDS
N. CRANE/G. RHODES
L. De GOLDI
C. J. LYNCH
J. R. CLARKE
S. WELLS
G. M. WELLS
G. M. WELLS
G. M. WELLS
No appointment
J. L. TAYLOR
J. L. TAYLOR
H. ELLIS
H. ELLIS
D. HICKLETON
D. HICKLETON
D. HICKLETON
D. HICKLETON
G. N. TAYLOR
A. GOVE
A. GOVE
A. GOVE
A. GOVE
Dev ROYCE
J. MULLER
J. MULLER
J. MULLER
D. O'LOUGHLIN (Selection Secretary)
B. BENTLEY
B. BENTLEY
B. BENTLEY
S. DAY
S. DAY
S. DAY
M. ELLIS
M. ELLIS
D.N. ROYCE OAM
D.N. ROYCE OAM
P. TWADDLE
P. TWADDLE
Dev ROYCE
D.N. ROYCE OAM
R. BENNETT & J. BATTENALLY
R. BENNETT
R. BENNETT
A. WINDT
A. WINDT
I. DALRYMPLE



Match Results



The following pages contain the season by season performances of all senior elevens since 1910/11. Below is listed the total wins and losses by all elevens.

Outright victories and defeats appear in brackets throughout all tables.

	GAMES PLAYED	WON	LOST	DRAWN	TIED	FORFEIT	P'SHIPS	R/UP	SEMI	QUAL Final	SEASONS PLAYED
FIRST XI	1145	562 (39)	454 (21)	120	7	2	20	8	21	2	96
FIRST XI (B)	10	1	6 (2)	3	-	-	-	-	-	-	1
SECOND XI	933	468 (21)	385 (10)	76	4	-	9	9	23	3	76
THIRD XI	929	499 (18)	377 (10)	48	5	-	4	15	24	2	76
FOURTH XI	920	492 (30)	385 (30)	41	2	-	10	11	19	1	75
FIFTH XI	692	413 (15)	221 (3)	47	7	1	12	10	14	-	51
FIFTH XI II	33	20	10	3	-	-	-	1	1	-	3
FIFTH XI CAMBRIDGE	26	17	8	1	-	-	2	-	-	-	2
FIFTH XI NAVY	25	16 (1)	8	1	-	-	-	1	1	-	2
SIXTH XI	460	255 (14)	169 (1)	32	1	3	7	3	10	-	36
SIXTH XI CAMBRIDGE	19	11	6	2	-	-	-	-	1	-	1
SIXTH XI NAVY	15	2	13	-	-	-	-	-	-	-	1
SEVENTH XI	37	16	14	7	-	-	-	1	1	-	2
BWCC FIRST XI	30	21	7	1	1	-	1	1	-	-	2
BWCC 2nd XI	28	14 (1 bye)	12	1	-	-	-	-	2	-	2
TOTAL	5302	2807 (138)	2075 (77)	386	27	6	65	52	122	8	96

	GAMES	% WON	% LOST
FIRST XI	1145	49.08	39.65
FIRST XI (B)	10	10	90
SECOND XI	933	50.16	41.26
THIRD XI	929	53.71	40.58
FOURTH XI	920	53.48	41.85
FIFTH XI	692	59.68	31.94
FIFTH XI II	33	60.06	30.30
FIFTH XI CAMBRIDGE	26	65.38	30.77
FIFTH XI NAVY	25	64	32
SIXTH XI	460	55.43	36.74
SIXTH XI CAMBRIDGE	19	57.89	31.58
SIXTH XI NAVY	15	13.33	86.67
SEVENTH XI	37	43.24	37.84
BWCC FIRST XI	30	70	23.33
BWCC 2nd XI	28	50	42.86
TOTAL	5302	WON 52.94%	LOST 39.14%

NOTES;

- First XI first competed in 1910/11 for 3 seasons and then when the GCA reformed in 1928/29.
- In 1937/38 the Club had two sides 'A' and 'B' competing in the turf section.
- Second and Third XI's first competed in 1948/49.
- The club forfeited two games during 1941/42, being unable to field a team due to the war effort.
- Fourth XI first competed in 1949/50.
- Fifth XI first competed in 1973/74.
- Sixth XI first competed in 1978/79.
- Two Fifth XI's (I) and (II) have competed in the District 5ths competition from 1987/88 to 89/90.
- The Fourth XI won one game by walkover in 1984/85, the only such result in the Club's history.
- The Fifth XI was undefeated champion in 1985/86, 1989/90 and 1999/00.
- The Fifth XI I won a game on forfeit during 1989/90.
- The Sixth XI was undefeated champions in 2000/01
- The Sixth XI won the first three matches of 2001/02 but lost the points after it was revealed they had played an ineligible player.
- Two Fifth XIs played in the District Fifths competition as Cambridge and Navy.
- Season 2004/05 saw the GCA have two conferences of 10 teams with two top fours in cross over. Under this system the Seconds lost a qualifying final.
- Season 2005/06 saw the GCA have a sixteen team competition in 1sts to 4ths with a top six.
- Season 2010/11 saw the Club introduce a Seventh XI for the first time competing in the District 7ths competition.
- In season 2019/20 the finals series was abandoned due to COVID-19 and the top of the ladder team at the end of the completed home and away matches were declared premiers.
- In seasons 2020/21 and 2021/22 all matches were one day games due to COVID-19 restrictions.
- After the first five rounds of season 2022/23 were abandoned due to wet wickets and outfielders the season became 14 one day rounds with a three round finals series which included a double chance for the top two teams. Season 2022/23 also saw the introduction of eight team division with a final four.

Team Records

HIGHEST TEAM SCORE BY EACH ELEVEN

FIRSTS	531	against	Geelong West	on	2/ 03/40
SECONDS	5/427	against	Geelong West	on	26/ 01/85
THIRDS	7/408	against	Newcomb & District	on	4/03/2006
FOURTHS	6/477	against	Bell Post Hill	on	8/12/2007
FIFTHS	6/455	against	Bell Post Hill	on	25/ 02/89
SIXTHS	8/533	against	Corio	on	14/ 01/84
SEVENTHS	9/236	against	Modewarre	on	12/03/2011
BWCC 1 st XI	2/133	against	Grovedale	on	6/11/202 2
BWCC 2 nd XI	3/147	against	Queenscliff Coutas	on	12/02/2023 sf

LOWEST TEAM SCORE BY EACH ELEVEN

FIRSTS	22	against	Geelong West	on	8/ 03/1941
SECONDS	26	against	Bell Post Hill	on	9/10/2016
THIRDS	25	against	Geelong West	on	13/10/2007
FOURTHS	1	against	Corio	on	17/01/1959
FIFTHS	44	against	South Barwon	on	30/10/1982
SIXTHS	45	against	Pilkington ACI	on	8/ 03/1980
SEVENTHS	39	against	Grovedale	on	9/12/2017
BWCC 1 st XI	54	against	Geelong West	on	13/11/2022
BWCC 2 nd XI	71	against	St Leonards	on	5/02/2023 sf

HIGHEST SCORE BY OPPOSITION IN EACH ELEVEN

FIRSTS	536	by	Geelong West	on	12/ 03/1951
SECONDS	8/401	by	Leopold	on	10/02/1996
THIRDS	7/446	by	Lethbridge	on	16/02/2019
FOURTHS	4/362	by	St. Josephs	on	7/ 03/1993
FIFTHS	3/420	by	East Belmont	on	11/12/1993
SIXTHS	3/351	by	St. Mary's	on	19/12/1992
SEVENTHS	4/194	by	South Barwon	on	18/12/2010
BWCC 1 st XI	4/109	by	Murgheboluc	on	26/02/2023 gf
BWCC 2 nd XI	4/127	by	Waurm Ponds –Deakin	on	11/12/2022

LOWEST SCORE BY OPPOSITION IN EACH ELEVEN

FIRSTS	13	by	Geelong West	on	7/ 02/1959
SECONDS	26	by	Chanel College	on	12/12/1964
THIRDS	35	by	Lara	on	8/10/1948
FOURTHS	20	by	Chanel College	on	6/11/1965
FIFTHS	29	by	East Belmont	on	29/10/2011
SIXTHS	32	by	Geelong Hospital	on	1/12/1979
SEVENTHS	68	by	Modewarre	on	04/12/2010
BWCC 1 st XI	57	by	Geelong West	on	13/11/2022
BWCC 2 nd XI	4/62	by	Queenscliff Coutas	on	22/01/2023



Ladder Positions



	<u>FIRST XI</u>	<u>SECOND XI</u>	<u>THIRD XI</u>	<u>FOURTH XI</u>	<u>FIFTH XI</u>	<u>SIXTH XI</u>	<u>SEVENTH XI</u>
1948/49	PREMIERS	THIRD	6 th of 8	-	-	-	-
49/50	<i>RUNNERS UP</i>	SEMIS	SEMIS	LAST	-	-	-
50/51	SEMIS	5 th of 8	SEMIS	LAST	-	-	-
51/52	<i>RUNNERS UP</i>	PREMIERS	SEMIS	5 th of 6	-	-	-
52/53	SEMIS	SEMIS	5 th of 6	SEMIS	-	-	-
53/54	SEMIS	LAST	5 th of 6	LAST	-	-	-
54/55	LAST	LAST	LAST	FOURTH	-	-	-
55/56	PREMIERS	5 th of 6	SEMIS	<i>RUNNER UP</i>	-	-	-
56/57	5 th of 6	5 th of 6	LAST	5 th of 6	-	-	-
57/58	SEMIS	5 th of 6	<i>RUNNERS UP</i>	LAST	-	-	-
58/59	PREMIERS	LAST	SEMIS	LAST	-	-	-
59/60	PREMIERS	5 th of 6	SEMIS	LAST	-	-	-
60/61	PREMIERS	5 th of 6	SEMIS	SEMIS	-	-	-
61/62	LAST	SEMIS	5 th of 6	unknown (won 2 of 11 games)	-	-	-
62/63	LAST	<i>RUNNERS UP</i>	LAST	<i>RUNNERS UP</i>	-	-	-
63/64	LAST	5 th of 6	<i>RUNNERS UP</i>	PREMIERS	-	-	-
64/65	5 th of 8	PREMIERS	<i>RUNNERS UP</i>	PREMIERS	-	-	-
65/66	6 th of 8	5 th of 6	<i>RUNNERS UP</i>	SEMIS	-	-	-
66/67	8 th of 10	PREMIERS	THIRD	SEMIS	-	-	-
67/68	FIFTH	SEMIS	PREMIERS	<i>RUNNERS UP</i>	-	-	-
68/69	<i>RUNNERS UP</i>	<i>RUNNERS UP</i>	<i>RUNNERS UP</i>	unknown (won 2 of 11 games)	-	-	-
69/70	SEMIS	THIRD	8 th of 9	7 th of 9	-	-	-
70/71	SIXTH	FIFTH	SIXTH	6 th of 7	-	-	-
71/72	SEMIS	SIXTH	SEMIS	FIFTH	FIFTH XI	SIXTH XI	SEVENTH XI
72/73	FIFTH	FIFTH	FIFTH	SEMIS	-	-	-
73/74	PREMIERS	<i>RUNNERS UP</i>	<i>RUNNERS UP</i>	<i>RUNNERS UP</i>	LAST	-	-
74/75	SIXTH	EIGHTH	FIFTH	SEVENTH	6 th of 8	-	-
75/76	<i>RUNNERS UP</i>	<i>RUNNERS UP</i>	9 th of 10	LAST	SEMIS	-	-
76/77	SEMIS	THIRD	9 th of 10	SEVENTH	PREMIERS	-	-
77/78	<i>RUNNERS UP</i>	SEMIS	SEMIS	FIFTH	SEMIS	-	-
78/79	PREMIERS	FIFTH	SEMIS	THIRD	SEMIS	SIXTH	-
79/80	PREMIERS	PREMIERS	THIRD	PREMIERS	<i>RUNNERS UP</i>	SEMIS	-
80/81	PREMIERS	SIXTH	SEMIS	PREMIERS	<i>RUNNERS UP</i>	SEMIS	-
81/82	PREMIERS	PREMIERS	SEMIS	SEMIS	PREMIERS	THIRD	-
82/83	PREMIERS	SEMIS	FIFTH	9 th of 10	PREMIERS	PREMIERS	-
83/84	PREMIERS	<i>RUNNERS UP</i>	SEMIS	SIXTH	FOURTH	THIRD	-
84/85	<i>RUNNERS UP</i>	FOURTH	SEMIS	SIXTH	PREMIERS	-	-
85/86	8 th of 12	FOURTH	THIRD	FIFTH	CHAMPIONS	-	-
86/87	SEMIS	FIFTH	EIGHTH	SEMIS	PREMIERS	-	-
87/88	PREMIERS	FIFTH	<i>RUNNERS UP</i>	SEVENTH	PREMIERS	FOURTH	-
88/89	8 th of 12	SIXTH	SEVENTH	FIFTH	PREMIERS	<i>RUNNERS UP</i>	-
89/90	PREMIERS	THIRD	<i>RUNNERS UP</i>	THIRD	CHAMPIONS	FIFTH	-
90/91	7 th of 8	THIRD	PREMIERS	PREMIERS	<i>RUNNERS UP</i>	10 th of 13	-
91/92	PREMIERS	THIRD	FOURTH	PREMIERS	<i>RUNNERS UP</i>	FOURTH	-
92/93	6 th of 8	FOURTH	FOURTH	<i>RUNNERS UP</i>	<i>RUNNERS UP</i>	PREMIER	-
93/94	FOURTH	<i>RUNNERS UP</i>	SEVENTH	<i>RUNNERS UP</i>	7 th of 8	<i>RUNNERS UP</i>	-
94/95	FIFTH	THIRD	NINTH	FOURTH	FIFTH	-	-
95/96	SEVENTH	THIRD	FIFTH	SIXTH	THIRD	-	-
96/97	FIFTH	NINTH	FOURTH	SIXTH	FOURTH	SEVENTH	-
97/98	FIFTH	THIRD	PREMIERS	THIRD	EIGHTH	SIXTH	-
98/99	SEVENTH	<i>RUNNERS UP</i>	THIRD	FIFTH	FIFTH	SEVENTH	-
99/00	PREMIERS	THIRD	SIXTH	FIFTH	CHAMPIONS	PREMIERS	-
2000/01	PREMIERS	PREMIERS	EIGHTH	<i>RUNNERS UP</i>	<i>RUNNERS UP</i>	CHAMPIONS	-
01/02	THIRD	<i>RUNNERS UP</i>	FOURTH	FOURTH	THIRD	PREMIERS	-
02/03	FOURTH	FOURTH	SEVENTH	<i>RUNNERS UP</i>	PREMIERS	FOURTH	-
03/04	EIGHTH	PREMIERS	NINTH	SIXTH	PREMIERS	<i>RUNNER UP</i>	-
04/05	13 th of 20	7 th of 20	4 th of 20	4 th of 20	-	-	-
05/06	9 th of 16	PREMIERS	3 rd of 16	3 rd of 16	4 th of 20	-	-
06/07	13 th of 14	4 th of 14	9 th of 14	10 th of 14	5 th of 12	3 rd of 8	-
07/08	10 th of 14	13 th of 14	6 th of 14	<i>RUNNERS UP</i>	6 th of 11	<i>RUNNER UP</i>	-
08/09	11 th of 12	11 th of 12	8 th of 12	THIRD of 12	6 th of 9	7 th of 10	-
09/10	LAST of 12	LAST of 12	6 th of 12	THIRD of 12	PREMIERS	8 th of 10	-
10/11	9 th of 12	FIFTH of 12	3 rd of 12	THIRD of 12	3 rd of 8	<i>RUNNER UP</i>	-
11/12	7 th of 12	SIXTH of 12	6 th of 12	PREMIERS	<i>RUNNER UP</i>	4 th of 9	<i>RUNNER UP</i>
12/13	7 th of 12	PREMIERS	4 th of 12	3 rd of 12	<i>RUNNER UP</i>	9 th of 10	4 th of 9
13/14	6 th of 12	3 rd of 12	<i>RUNNER UP</i>	5 th of 12	<i>RUNNER UP</i>	4 th of 10	9 th of 10
14/15	LAST of 12	11 th of 12	4 th of 12	8 th of 12	3 rd of 8	4 th of 10	-
15/16	10 th of 12	11 th of 12	PREMIERS	11 th of 12	7 th of 8	-	-
16/17	6 th of 12	8 th of 12	8 th of 12	10 th of 12	7 th of 8	6 th of 8	-
17/18	5 th of 10	8 th of 10	6 th of 10	8 th of 10	6 th of 8	6 th of 8	-
18/19	3 rd of 10	LAST of 10	5 th of 10	7 th of 10	3 rd of 8	5 th of 6	-
2019/20	9 th of 10	9 th of 10	4 th of 10	4 th of 10	3 rd of 10	4 th of 7	-
20/21	5 th of 10	9 th of 10	6 th of 10	PREMIERS	PREMIERS	PREMIERS	-
21/22	7 th of 10	3 rd of 10	5 th of 10	3 rd of 10	7 th of 8	4 th of 8	-
22/23	4 th of 8	<i>RUNNERS UP</i>	3 rd of 8	PREMIERS	3 rd of 6	PREMIERS	-
23/24	4 th of 8	6 th of 8	<i>RUNNER UP</i>	PREMIERS	<i>RUNNER UP</i>	6 th of 8	-
					3 rd of 8	-	-

Games Played

TOTAL GAMES PLAYED	CAREER GAMES all sections							TOTAL PLAYING DAYS		
	1sts	2nds	3rds	4ths	5ths	6ths	7ths			
530	Anthony DEVLIN		11	93	110	204	112	530	880	
445	Russell MITCHELL	97	185	85	50	13	15	445	789	
444	Greg WELLS	253	40	77	47	10	17	444	852	
433	Neville CRANE	104	57	36	67	87	69	13	433	720
429	Grant WHITESIDE		6	154	156	82	31		429	738
363	Adam O'CONNOR		29	86	128	66	52	2	363	644
346	Michael MERRIMAN	40	142	37	87	36	4		346	666
346	Phillip MORGAN	2	20	29	66	143	86		346	609
334	Ian HASTIE	36	173	63	51	8	3		334	630
321	Graeme CHISHOLM		1	1	72	116	130	1	321	608
315	Stephen LEWIS		6	35	90	100	76	8	315	513
307	Mick PITARO		1	36	156	102	12		307	601
285	Matthew SUVOLTOS		25	42	129	51	37	1	285	465
284	Paul ANDERSON BEM	187	59	19	6	13			284	562
281	Frank TUSKES		12	145	109	6	9		281	521
279	John MULROYAN	146	61	66	6				279	559
278	Geoff WELLS	146	132						278	556
277	Rhys BENNETT	43	115	83	9	27			277	443
273	Dev ROYCE	35	134	65	26	9	4		273	513
272	Alan MERRIMAN		56	47	104	60	5		272	532
270	Don ROYCE OAM	2	15	175	50	27	1		270	530
267	Adam WOOLLETT		3	36	50	98	78	2	267	387
262	David. A SHAW	154	56	41	11				262	518
257	Ian SIMPSON	5	88	63	30	26	35	10	257	431
255	Adam PATCHING			25	66	107	57		255	345
227	Stephen WELLS	137	38	26	23	1	2		227	449
224	K John TAYLOR	37	125	28	32	1	1		224	444
222	Tony LEEDS			1	109	108	4		222	435
221	Vin X. HASSETT	221							221	442
221	Zac STOKES		14	75	118	12	2		221	331
218	Stuart DAY		4	23	120	23	48		218	376
217	Bob MERRIMAN AM	175	1		35	3	3		217	428
216	David BARNES	54	82	67	9	3	1		216	414
210	Jason MULLER	92	77	15	12	14			210	400
210	Barry SHAW	151	38	10	11				210	414
207	Jorden LEWIS	20	104	42	26	10	5		207	316
203	Brendan TWADDLE	2	41	129	15	16			203	349
202	Gavan CLARK		33	37	20	107	5		202	390
200	James PURCELL			3	10	107	57	23	200	220
193	Colin CUNLIFFE		13	95	36	8	41		193	329
190	Mark AINSWORTH	1	25	87	67	10			190	285
184	Tom LEVICK		2	65	95	15	7		184	274
182	Don BARTON				3	67	112		182	346
181	Mark TURNLEY				7	71	101	2	181	251
180	Yves ROUSSEY	113	48	8	10	1			180	328



CAREER GAMES all sections

TOTAL
GAMES PLAYED

TOTAL
PLAYING
DAYS

	1sts	2nds	3rds	4ths	5ths	6ths	7ths	TOTAL	
178 Darren FLEET	30	107	23	16	1	1		178	306
177 Ian POULTON	89	80	2	6				177	341
176 Allan FOSTER	1	53	21	49	34	18		176	344
175 Dennis FAREY	2	35	91	40	7			175	345
172 Barry FLANAGAN	2	26	30	43	69	2		172	338
172 Brian EDWARDS	172							172	332
171 John L. TAYLOR			18	74	58	21		171	335
170 George BRIGGS	3	15	49	24	57	22		170	334
169 Andrew GREEN		19	65	50	21	7	7	169	324
169 Rodney KIDDLE	96	29	34	5		5		169	276
168 Allan WELLS	73	44	21	11	15	4		168	324
162 Hayden CLARKE	129	32				1		162	292
162 Phillip TWADDLE	28	37	7	21	42	27		162	280
162 Murray BOX	120	14	24	4				162	332
161 Tim CLARK	65	41	36	4	15			161	301
160 Brenton BAHR	10	66	24	17	39	4		160	314
159 Chris CARROLL				15	132	10	2	159	315
157 George CHISHOLM	121	13	5	2	3	12	1	157	222
156 Tim LUDOWYK	67	71	8	10				156	
155 James HADFIELD			1	19	65	64	6	155	221
153 Brett BENTLEY		2	62	28	17	44		153	227
152 Graeme TAYLOR	5	20	68	36	21	1	1	152	292
152 A. George SCHOFIELD	152							152	304
152 Daryl BIVIANO		30	62	55	5			152	300
151 Denis HICKLETON	34	82	17	3	15			151	287
151 David MURRAY	6	25	14	85	11	10		151	281
151 Adrian WINDT	3	14	67	33	32	2		151	273
150 A.C.(Bert) MARSHALL		9	139	2				150	300
150 Tom CLINCH		5	75	70				150	300
149 Warwick HADFIELD OAM				10	60	70	9	149	257
146 Ben NEVILLE	103	25	10	1	6	1		146	268
146 Paul SHEAHAN	26	12	16	49	24	19		146	256
143 Tom BATES	1	37	70	24	11			143	218
140 Lawrie De GOLDI	102	25	6	7				140	280
140 Arch TUCKER		43	58	39				140	280
136 Scott MULLEN	62	48	5		7	14		136	238
135 Ken Le HUNT	67	46	19	3				135	
131 Vic H PROFITT	121		10					131	262
128 Brett GOGGIN	125	2			1			128	250
128 Luke MULLER	76	18	11	11	9	3		128	228
128 Adam KALZ	2	34	85	7				128	185
127 Jackson DAVIS	87	24	5	1	7	2	1	127	204
125 Tony GOVE		61	33	7	24			125	235
124 Graeme RHODES	90	34						124	242
122 Tim D. JARMAN	53	69						122	241



CAREER GAMES all sections

TOTAL GAMES PLAYED								TOTAL	TOTAL PLAYING DAYS
	1sts	2nds	3rds	4ths	5ths	6ths	7ths		
122				13	53	52	4	122	154
121	20	54	35	6	6			121	231
121		1	26	20	40	12	22	121	148
120	1	41	52	24	1	1		120	216
119	73	42	1		3			119	161
118		20	43	50	5			118	228
118			2	25	58	33		118	230
118			3	98	17			118	236
118					68	28	22	118	118
117	117							117	231
116			18	26	37	31	4	116	204
115		40	38	19	17	1		115	228
115	18	40	49	8				115	230
115	4	55	48	5	3			115	161
114	98	5	3	4	1	3		114	222
114	1	108	5					114	228
113		15	54	38	6			113	163
111			1	6	51	53		111	217
111	29	59	23					111	150
110		3	51	35	19	2		110	208
110	110							110	220
109			11	30	43	25		109	201
109	5	81	22	1				109	199
109		4	62	35	2	4	2	109	175
108	61	38	5	2	1	1		108	198
107	30	54	19	4				107	148
106	48	38	8	2	10			106	196
105	40	22	33	7	3			105	195
105	68	34			3			105	145
105	84	19		2				105	150
104		28	19	30	21	6		104	194
104					39	40	25	104	104
101		3	38	35	25			101	199
100	17	12	46	12	13			100	192
100	25	39	16	18	2			100	196
100		2	22	25	19	32		100	129



Most Games in each grade



FIRST XI

253	Greg P. WELLS	from 1969 to 1991
221	Vin X. HASSETT	from 1929 to 1955
187	A. Paul ANDERSON	from 1956 to 1979
175	Robert F. MERRIMAN	from 1959 to 1980
172	Brian EDWARDS	from 1966 to 1982
154	David A. SHAW	from 1949 to 1967
152	A. George SCHOFIELD	from 1933 to 1953
151	Barry SHAW	from 1957 to 1975
146	Geoff M. WELLS	from 1948 to 1963
146	John MULROYAN	from 1951 to 1966
137	Stephen D. WELLS	from 1976 to 1995
129	Hayden CLARKE	from 1991 to 2006
125	Brett GOGGIN	from 1984 to 1999
121	George CHISHOLM	from 2013 to 2023
121	Vic H. PROFITT	from 1928 to 1946
120	Murray BOX	from 1952 to 1966
117	Michael BOWTELL	from 1973 to 1988
113	Yves ROUSSEY	from 2005 to 2019
110	AJ 'Ike' GOSBELL	from 1940 to 1953
104	Neville CRANE	from 1965 to 1978
103	Ben NEVILLE	from 1997 to 2014
102	Lawrie De GOLDI	from 1960 to 1978

SECOND XI

185	Russell MITCHELL	
173	Ian HASTIE	
142	Michael MERRIMAN	
134	Dev ROYCE	
132	Geoff M. WELLS	
125	K. John TAYLOR	
115	Rhys BENNETT	
108	Morrie RUSSELL	
104	Jorden LEWIS	
100	Darren FLEET	
88	Ian SIMPSON	
82	David BARNES	
81	Andrew GARRIGAN	
80	Ian R.W. POULTON	
77	Jason MULLER	
75	Gary BENT	
69	Tim D. JARMAN	
66	Brenton BAHR	
62	Denis HICKLETON	
61	John MULROYAN	Anthony GOVE
59	A. Paul ANDERSON	Jorden TEGELHUTER
58	Heath MIDDLETON	
57	Neville CRANE	
56	David A. SHAW	Alan MERRIMAN
55	Jack ROYCE	
54	Tim MITCHELL	Sam MITCHELL
53	Allan FOSTER	
51	Shane FRANKLIN	

THIRD XI

175	Don N. ROYCE OAM
154	Grant WHITESIDE
145	Frank TUSKES
139	A.C. (Bert) MARSHALL
129	Brendan TWADDLE
95	Colin CUNLIFFE
93	Anthony DEVLIN
91	Denis S. FAREY
87	Mark AINSWORTH
86	Adam O'CONNOR
85	Russell MITCHELL
85	Adam KALZ
83	Rhys BENNETT
77	Greg P. WELLS
75	Tom CLINCH
75	Zac STOKES
70	Tom BATES
68	Graeme N. TAYLOR
67	David BARNES
67	Adrian WINDT
66	John MULROYAN
65	Dev ROYCE
65	Andrew GREEN
65	Tom LEVICK
63	Ian HASTIE
63	Ian SIMPSON
62	Brett BENTLEY
62	Daryl BIVIANO
62	R. Dale PEARCE
62	Jamie PESCOFF
58	Arch TUCKER
56	Andrew KNOTT
54	Charlie WINDT
51	Philip MARSHALL
51	Paul SMITH

FOURTH XI

156	Mick PITARO
156	Grant WHITESIDE
129	Matthew SUVOLTOS
128	Adam O'CONNOR
120	Stuart DAY
118	Zac STOKES
109	Tony LEEDS
110	Anthony DEVLIN
109	Frank TUSKES
104	Alan MERRIMAN
98	David LEIGH
95	Tom LEVICK
90	Steve LEWIS
87	Michael MERRIMAN
85	David MURRAY
74	John L. TAYLOR
72	Graeme L. CHISHOLM
70	Tom CLINCH
67	Neville CRANE
67	Mark AINSWORTH
66	Phillip MORGAN
66	Adam PATCHING
56	Terry HICKEY
55	Daryl BIVIANO
53	Jordan WHITE
51	Ian HASTIE
50	Andrew GREEN
50	Russell MITCHELL
50	Lucas FRIEND
50	Adam WOOLLETT
50	Don N ROYCE OAM
50	Phillip MORROW

FIFTH XI

204	Anthony DEVLIN
143	Phillip MORGAN
132	Chris CARROLL
116	Graeme L. CHISHOLM
108	Tony LEEDS
107	Gavan CLARK
107	James PURCELL
107	Adam PATCHING
102	Mick PITARO
100	Steve LEWIS
98	Adam WOOLLETT
87	Neville CRANE
82	Grant WHITESIDE
71	Mark TURNLEY
69	Barry FLANAGAN
68	Ross CORBETT
67	Don BARTON
66	Adam O'CONNOR
65	James HADFIELD
61	Tony MARINELLI
60	Alan MERRIMAN
60	Warwick HADFIELD
58	Russell JONES
58	John L. TAYLOR
57	Andrew HOOD
57	George BRIGGSf
55	Austin LEVICK
55	Caleb McGRATH
53	Nathan CLARK
51	Ange FATONE
51	Ian 'Meggsie' McGREGOR



Most Games in each grade



SIXTH XI

130 Graeme L. CHISHOLM
112 Don BARTON
112 Anthony DEVLIN
101 Mark TURNLEY
86 Phillip MORGAN
78 Adam WOOLLETT
76 Steve LEWIS
70 Andrew BISHOP
70 Warwick HADFIELD
69 Neville CRANE
67 Ian P. McGREGOR
65 Ben MITCHELL
64 James HADFIELD
59 Mark SANDERS
57 Adam PATCHING
57 James PURCELL
53 Ian 'Meggsie' McGREGOR
52 Nathan CLARK
52 Adam O'CONNOR
50 Trevor SMITH

SEVENTH XI

25 Anthony SIRGIANNIS
23 James PURCELL
22 Ange FATONE
22 Ross CORBETT
22 Michael KIRKLAND
20 David KIRKLAND

BWCC FIRST XI

27 Belinda MILVERTON
26 Susan MEANEY
25 Michelle GAVIN
Kate SEIFFERT
Jaclyn SCENEAY
22 Annabelle JOHANSON

BWCC SECOND XI

24 Leah IRVING
23 Rebecca WRIGHT
20 Scarlett HANNEYSEE
Jules HOLT
22 Steph WYND
18 Keely FRANKLIN
Mary MALONE



Individual Record Holders



HIGHEST SCORE

FIRSTS	- S. WELLS	237
SECONDS	- N. CRANE	218
THIRDS	- A. LAVARS	216
FOURTHS	- J. PESCOFF	231
FIFTHS	- R. MITCHELL	208
SIXTHS	- P. DUFFIELD	209 not out
SEVENTHS	- K. GRAMBEAU	75 not out
BWCC 1sts	- B. DUFF	53 rtno
BWCC 2nds	- R. WRIGHT	32 rtno

BEST BOWLING PERFORMANCE

FIRSTS	- R. HASSETT	9 for 16
SECONDS	- A. TONKIN	9 for 38
THIRDS	- D. FAREY	9 for 20
FOURTHS	- J. L. TAYLOR	9 for 27
FIFTHS	- G. BRIGGS	8 for 8
SIXTHS	- H. DAVIS	9 for 32
SEVENTHS	- A. SIRGIANNIS	6 for 22
BWCC 1sts	- B. MILVERTON	4 for 10
BWCC 2nds	- J. HOLT	4 for 15

MOST WICKETS IN A MATCH

FIRSTS	- D. Mc CABE-DOYLE	15 for 119	on 6/3/37
SECONDS	- D. Mc TAGGART	13 for 30	on 28/10/78
THIRDS	- A. MERRIMAN	12 for 48	in October 1978
FOURTHS	- A. OSBORNE	13 for 27	in January 1961
FIFTHS	- B. BAHR	14 for 50	on 9/12/78
SIXTHS	- G. TREVASKIS	12 for 65	in November 1979
SEVENTHS	- A. SIRGIANNIS	6 for 22	on 25/03/2011 grand final
BWCC 1sts	- J. SCENEAY 4/11, B. DUFF 4/14, M. BIRAH 4/19, B. MILVERTON 4/10		
BWCC 2nds	- J. KELLY	4 for 19	
	- J. HOLT	4 for 15	

MOST RUNS IN EACH ELEVEN

FIRSTS	- V. X. HASSETT	8640
SECONDS	- R. MITCHELL	4732
THIRDS	- A. C. MARSHALL	4600
FOURTHS	- G. WHITESIDE	3636
FIFTHS	- P. MORGAN	3182
SIXTHS	- P. MORGAN	2807
SEVENTHS	- N. CRANE	330
BWCC 1sts	- L. MARINO	435
BWCC 2nds	- R. WRIGHT	284

MOST WICKETS IN EACH ELEVEN

FIRSTS	- G. P. WELLS	574
SECONDS	- M. RUSSELL	293
THIRDS	- D. FAREY	203
FOURTHS	- J.L. TAYLOR	197
FIFTHS	- G L. CHISHOLM	265
SIXTHS	- G L. CHISHOLM	309
SEVENTHS	- A. SIRGIANNIS	42
BWCC 1sts	- S. MEANEY	23
BWCC 2nds	- J. HOLT	22

MOST RUNS IN ONE SEASON

FIRSTS	- M. BOWTELL	882 in 1979/80
SECONDS	- R. McKENNA	757 in 2022/23
THIRDS	- A. LAVARS	710 in 2005/06
FOURTHS	- P. SHEAHAN	768 in 2008/09
FIFTHS	- A. WINDT	655 in 2013/14
SIXTHS	- S. EADE	620 in 1999/00
SEVENTHS	- N. CRANE	330 in 2010/11
BWCC 1sts	- L. MARINO	435 in 2023/24
BWCC 2nds	- K. FRANKLIN	148 in 2022/23

MOST CATCHES IN ONE SEASON (WICKETKEEPER)

FIRSTS	- B. GOGGIN	41 in 1987/88
SECONDS	- C. HADFIELD	28 in 2005/06
THIRDS	- G. WHITESIDE	20 in 1997/98
FOURTHS	- S. Mc PHERSON	21 in 1984/85
FIFTHS	- R. ROBERTSON	19 in 1999/00
SIXTHS	- I. P. Mc GREGOR	17 in 1998/99
SEVENTHS	- J. PURCELL	13 in 2010/11
BWCC 1sts	- F. TWADDLE	6 in 2023/24
	- M. GAVIN	6 in 2023/24
BWCC 2nds	- R. WRIGHT	16 in 2023/24

MOST CATCHES IN ONE SEASON (FIELDERS)

FIRSTS	- C. J. LYNCH	13 in 1978/79
SECONDS	- D. HICKLETON	16 in 1989/90
	- R. MITCHELL	16 in 2005/06
THIRDS	- F. TUSKES	13 in 2013/14
FOURTHS	- P. MORGAN	11 in 1985/86
	- T. CASBOULT	11 in 2005/06
FIFTHS	- C. HOCKING	12 in 2001/02
SIXTHS	- P. MORGAN	20 in 1999/00
SEVENTHS	- D. KIRKLAND	7 in 2010/11
BWCC 1sts	- S. MEANEY	8 in 2022/23
BWCC 2nds	- S. COLLINS	6 in 2022/23

MOST STUMPINGS IN A SEASON

FIRSTS	- A. GOSBELL	17 in 1950/51
SECONDS	- L. FALCONER	7 in 1949/50
	- G. BLAKE	7 in 1951/52
	- D. DUTHIE	7 in 2000/01
THIRDS	- L. WHITE Snr	11 in 1964/65
FOURTHS	- L. WHITE Snr	16 in 1963/64
FIFTHS	- A.P. ANDERSON	12 in 1982/83
SIXTHS	- S. LEWIS	8 in 2001/02
SEVENTHS	- J. PURCELL	2 in 2010/11
BWCC 1sts	- M. GAVIN	1 in 2023/24
BWCC 2nds	- R. WRIGHT	1 in 2023/24

MOST WICKETS IN ONE SEASON

FIRSTS	- A. G. SCHOFIELD	56 in 1939/40
SECONDS	- B. BAHR	63 in 1968/69
THIRDS	- V. H. PROFITT	49 in 1952/53
FOURTHS	- R.F. MERRIMAN	69 in 1963/64
FIFTHS	- G.L. CHISHOLM	63 in 1981/82
SIXTHS	- G.L. CHISHOLM	65 in 1982/83
SEVENTHS	- A. SIRGIANNIS	33 in 2010/11
BWCC 1sts	- M. BIRAH	17 in 2023/24
BWCC 2nds	- J. HOLT	14 in 2023/24



Major Trophy Winners



DAVID SHAW TROPHY

formerly JIM PERRY PERPETUAL TROPHY
awarded to **THE MOST VALUABLE PLAYING MEMBER**

1966/67 A. Paul ANDERSON
1967/68 Neville CRANE
1968/69 Geoff WELLS
1969/70 Brenton BAHR
1970/71 Brian EDWARDS
1971/72 Neville CRANE
1972/73 Terry KELLY
1973/74 A. Paul ANDERSON
1974/75 Bob MERRIMAN
1975/76 Greg HANSEN
1976/77 Don N. ROYCE OAM
1977/78 M. MERRIMAN
1978/79 A. Paul ANDERSON
1979/80 Graeme CHISHOLM
1980/81 David BARNES
1981/82 Don ROYCE
1982/83 Graeme CHISHOLM
1983/84 David BARNES
1984/85 David BARNES
1985/86 R. Dale PEARCE
1986/87 Wayne HOOD
1987/88 R. Dale PEARCE
1988/89 David BARNES
1989/90 Graeme TAYLOR
1990/91 R. Dale PEARCE
1991/92 R. Dale PEARCE
1992/93 Don N. ROYCE OAM
1993/94 Graeme TAYLOR
1994/95 Alan MERRIMAN
1995/96 Gavan CLARK
1996/97 Alan MERRIMAN
1997/98 Tony GOVE
1998/99 Alan MERRIMAN
1999/00 David MURRAY
2000/01 Anthony DEVLIN
2001/02 Jason MULLER
2002/03 Chris HOCKING
2003/04 Scott MULLEN
2004/05 Mark GILES
2005/06 Mark GILES
2006/07 Brett BENTLEY
2007/08 Brett BENTLEY
2008/09 Andrew GREEN
2009/10 Scott MULLEN
2010/11 Phillip MORGAN
2011/12 Phillip MORGAN
2012/13 Phillip MORGAN
2013/14 Phillip MORGAN
2014/15 Frank TUSKES
2015/16 Phillip MORGAN
2016/17 Dev ROYCE
2017/18 Dev ROYCE
2018/19 Nick McGUANE
2019/20 Cooper BINGHAM
2020/21 Cooper BINGHAM
2021/22 Tom LEVICK
2022/23 Tom MEREDITH
2023/24 Paddy McKENNA

DAVID BARNES TROPHY

formerly SYD JOHNSTON MEMORIAL
CLUBMAN'S TROPHY

1977/78 Graeme L. CHISHOLM
1978/79 Barry PAPPIN
1979/80 Jeff (Fred) CRELLIN
1980/81 Graeme L. CHISHOLM
1981/82 Don BARTON
1982/83 Rod COULSON
1983/84 Peter LONEY
1984/85 Don N. ROYCE OAM
1985/86 Barry FLANAGAN
1986/87 Chris CARROLL
1987/88 Graeme N. TAYLOR
1988/89 Gavan CLARK
1989/90 Alan MERRIMAN
1990/91 Philip MARSHALL
1991/92 Ed W. PARKER
1992/93 Alan MERRIMAN
1993/94 Alan MERRIMAN
1994/95 Don N. ROYCE OAM
1995/96 Adam O'CONNOR
1996/97 David MURRAY
1997/98 Graeme N. TAYLOR
1998/99 David MURRAY
1999/00 Grant WHITESIDE
2000/01 Alan MERRIMAN
2001/02 David BARNES
2002/03 Grant WHITESIDE
2003/04 Tony MARINELLI
2004/05 B.rett BENTLEY
2005/06 Scott MULLEN
2006/07 Scott MULLEN
2007/08 Scott MULLEN
2008/09 Dev ROYCE
2009/10 Stephanie SHAW
2010/11 Neville CRANE
2011/12 Don N. ROYCE OAM
2012/13 Don N. ROYCE OAM
2013/14 Don N. ROYCE OAM
2014/15 Philip TWADDLE
2015/16 Tony JEFFERIES
2016/17 Tony JEFFERIES
2017/18 Don ROYCE OAM
2018/19 Tom LEVICK
2019/20 Ben MITCHELL
2020/21 Tom LEVICK
2021/22 Mark AINSWORTH
2022/23 Ben MITCHELL
2023/24 Tom LEVICK

VIC PROFITT PERPETUAL MEMORIAL TROPHY

awarded for **CONTRIBUTION TO JUNIORS**

1978/79 Don N. ROYCE OAM
1979/80 Tim MITCHELL
1980/81 Alan MERRIMAN
1981/82 R. Dale PEARCE
1982/83 Alan MERRIMAN
1983/84 Phillip TWADDLE
1984/85 Wayne HOOD
1985/86 Michael WHOLOHAN
1986/87 Michael WHOLOHAN
1987/88 Grant WHITESIDE
1988/89 Tim PAYNE
1989/90 Don N. ROYCE OAM
1990/91 Jim DICKSON
1991/92 Jim DICKSON
1992/93 Ian HASTIE
1993/94 Peter JEFFERIES
1994/95 Adam O'CONNOR
1995/96 David LAVARS
1996/97 Max ELLIS
1997/98 Michael MERRIMAN
1998/99 Anthony GOVE
1999/00 Anthony GOVE
2000/01 Max ELLIS
2001/02 Les SANDERSON
2002/03 Darrell NASH & Greg BISHOP
2003/04 Tim ANDREWS
2004/05 Mark TURNLEY
2005/06 Mark TURNLEY
2005/06 Gary SIMPSON
2007/08 Tony JEFFERIES
2008/09 Steve SKINNER
2009/10 Gary SIMPSON
2010/11 Tony JEFFERIES
2011/12 Tony JEFFERIES
2012/13 Tony HEDLEY
2013/14 Tony JEFFERIES
2014/15 Don N. ROYCE OAM & Tony JEFFERIES
2015/16 Geoff WILLIAMS
2016/17 Geoff WILLIAMS
2017/18 Aaron CROFT
2018/19 Algernon JOHANNES
2019/20 Shaun PATTERSON
2020/21 Rod KIDDLE
2021/22 Shaun PATTERSON
2022/23 Shaun PATTERSON
2023/24 Andrew SADOWY

JAMES FAIRNIE PERPETUAL TROPHY

for the best performed team in the Club

1960/61	under 15 Just	1983/84	FIRST XI	2006/07	under 15 EMOND
1961/62	THIRD XI	1984/85	FIFTH XI	2007/08	under 13 ROYCE
1962/63	FOURTH XI	1985/86	FIFTH XI	2008/09	under 13 ROYCE
1963/64	FOURTH XI	1986/87	FIFTH XI	2009/10	SIXTH XI
1964/65	SECOND XI	1987/88	FIFTHS I	2010/11	FIFTH XI
1965/66	THIRD XI	1988/89	FIFTH XI	2011/12	FOURTH XI
1966/67	SECOND XI	1989/90	FIFTHXI I	2012/13	SECOND XI
1967/68	under 13 Trezise	1990/91	FOURTH XI	2013/14	under 13 WELLS
1968/69	SECOND XI	1991/92	FIRST XI	2014/15	under 13 ROYCE
1969/70	SECOND XI	1992/93	SIXTH XI	2015/16	under 13 CRANE
1970/71	under 13 Trezise	1993/94	FOURTH XI	2016/17	under 17 EVERETT
1971/72	under 13 Trezise	1994/95	under 12 Royce BLUE	2017/18	under 13 ROYCE
1972/73	under 16 Just	1995/96	FIFTH XI	2018/19	under 13 MORGAN
1973/74	under 13 Trezise	1996/97	under 16 Just	2019/20	SIXTH XI
1974/75	under 16 B	1997/98	THIRD XI	2020/21	Under 15 TAYLOR
1975/76	under 16 Just	1998/99	SECOND XI	2021/22	Under 13 MORGAN
1976/77	FIFTHS	1999/00	FIFTH XI & UNDER 15 McMahan	2022/23	FOURTH XI
1977/78	FIRST XI	2000/01	SIXTH XI	2023/24	FOURTH XI
1978/79	FIRST XI	2001/02	SIXTH XI		
1979/80	under 14 Emond	2002/03	under 11 MERRIMAN		
1980/81	FIRST XI & FOURTH XI	2003/04	SECOND XI		
1981/82	FIFTH XI	2004/05	under 13 ROYCE		
1982/83	SIXTH XI	2005/06	under 13 DAWBER		

MERRIMAN MEDALLIST

Club Cricketer of the Year in all grades

2007/08	Russell MITCHELL	2017/18	Graham CLARK
2008/09	Alex STANLEY	2018/19	Nick McGUANE
2009/10	Ben JACKSON	2019/20	Jordie LEWIS
2010/11	Ben NEVILLE	2020/21	Tom MEREDITH
2011/12	Ben NEVILLE	2021/22	Cooper BINGHAM
2012/13	Jonathon CARPENTER	2022/23	Ronnie McKENNA
2013/14	Sam REIDY	2023/24	Paddy McKENNA
2014/15	Daniel W LAWRENCE		
2015/16	Dylan HODGE		
2016/17	Jordan CLARK		

Major Trophy Winners

TED HOOD MEMORIAL TROPHY awarded for **CLUBMANSHIP AND PLAYING ABILITY** **IN THE JUNIORS**

J. 'FRED' CRELLIN MEMORIAL DOUBLE WICKET COMPETITION

1972/73	Ian SIMPSON	& Murray HUNTER	1967/68	Ken Le HUNT
1973/74	Graeme RHODES	& Peter STEVEN	1968/69	Harvey DAVIS
1974/75	Greg WELLS	& Ian QUARRELL	1969/70	Craig BLACKMAN
1975/76	Greg HANSEN	& Don ROYCE	1970/71	Stephen LUNN
1976/77	Ian SIMPSON	& Daryl BIVIANO	1971/72	Greg TREVASKIS
1977/78	K. J. TAYLOR	& Robert CHISHOLM	1972/73	Tim BOWTELL
1978/79	Stephen LUNN	& Jeannette MONAHAN	1973/74	Stephen WELLS
1979/80	Ken DAVIS	& Neil GRIEVE	1974/75	David BARNES
1980/81	Conrad HOSKING	& Allan JAMIESON	1975/76	Stephen WELLS
1981/82	Russell JONES	& Russell MITCHELL	1976/77	Conrad HOSKING
1982/83	Allan WELLS	& Andy RICHARDSON	1977/78	Mick PITARO
1983/84	Greg WELLS	& Michael WHOLOHAN	1978/79	Craig MIDDLEMISS
1984/85	David BARNES	& Richard OSBORNE	1979/80	Russell MITCHELL
1985/86	Phillip MORGAN	& Adrian WINDT	1980/81	Paul SHEAHAN
1986/87	Paul SHEAHAN	& Ian Mc GREGOR	1981/82	Paul SHEAHAN
1987/88	Allan WELLS	& Richard BARTON	1982/83	J. A. (Sam) LUKE
1988/89	Barry FLANAGAN	& Peter KELLY	1983/84	Allan MAJOR
1989/90	Brett GOGGIN	& Michael WHOLOHAN	1984/85	Simon MATTHEWS
1990/91	Stephen WELLS	& Adam O'CONNOR	1985/86	Brett GILLETT
1991/92	Stephen WELLS	& David MATTHEWS	1986/87	Devon ROYCE
1992/93	Cameron ROSS	& Chris CARROLL	1987/88	Brad STACEY
1993/94	Stephen WELLS	& David Mc LEAN	1988/89	Gavin NELSON
1994/95	Jason MULLER	& Heath MIDDLETON	1989/90	Brad RIXON
1995/96	Stephen WELLS	& Stuart DAY	1990/91	Leigh ROYCE
1996/97	Clayton NELSON	& Simon RAU	1991/92	Tim ANDERSON
1997/98	Russell MITCHELL	& Dale MOORE	1992/93	Tim ANDERSON
1998/99	Clayton NELSON	& Steve LEWIS	1993/94	Luke MULLER
1999/00	Heath MIDDLETON	& Frank TUSKES	1994/95	Michael COX
2000/01	Jason MULLER	& Tony MARINELLI	1995/96	Ben NEVILLE
2001/02	Russell MITCHELL	& Andrew NUNN	1996/97	Ben NEVILLE
2002/03	Tim CLARK	& Tony MARINELLI	1997/98	Brett Mc LEAN
2003/04	Paul MARINELLI	& Ben JACKSON	1998/99	no award
2004/05	Michael KELSON	& Russell MITCHELL	1999/00	Adam LAVARS
2005/06	Simon PEARCE	& Paul MARINELLI	2000/01	David BOYANTON
2006/07	Matt SUVOLTOS	& Chris HADFIELD	2001/02	James BOTTOMLEY
2007/08	no event		2002/03	Luke WIERZBOWSKI
2008/09	Jai SHEAHAN	& Paul SHEAHAN	2003/04	Yves ROUSSEY
2009/10	Jorden LEWIS	& Steve LEWIS	2004/05	Shannan GOVE
2010/11	no event		2005/06	Tim SANDERSON
2011/12	no event		2006/07	Jackson DAVIS
2012/13	Jack WOOD	& Tom LEVICK	2007/08	Jai SHEAHAN
2013/14	Devon ROYCE	& Jack ROYCE	2008/09	Jorden LEWIS
2014/15	no event		2009/10	Pat EASTMAN
2015/16	no event		2010/11	Mitchell DAVIS
2016/17	Cooper BINGHAM	& Matthew KEAST	2011/12	Toby SUDWEEKS
2017/18	no event		2012/13	Nicholas FAIRCHILD
2018/19	no event		2013/14	Nicholas FAIRCHILD
2019/20	no event		2014/15	Jack HASTIE
2020/21	no event		2015/16	Charlie WINDT
2021/22	no event		2016/17	Jack ROYCE
2022/23	no event		2017/18	Nick SANDERS
2023/24	no event		2018/19	Alex SOUFLAS
			2019/20	Tom THIELE
			2020/21	Tom PATTERSON
			2021/22	Sam MEANEY
			2022/23	Sam MEANEY
			2023/24	Madden SADOWY



Social Trophy Winners



THE PLATYPUS

1973/74	R. F. MERRIMAN
1974/75	D. G. SCHOFIELD
1975/76	D. G. SCHOFIELD
1976/77	P. MORROW
1977/78	A. LEEDS
1978/79	D. G. SCHOFIELD
1979/80	I. R. W. POULTON
1980/81	D. BARTON
1981/82	A. FOSTER
1982/83	D. BARTON
1983/84	G. L. CHISHOLM
1984/85	S. WELLS
1985/86	P. MORGAN
1986/87	G. N. TAYLOR
1987/88	P. MORGAN
1988/89	A. DEVLIN
1989/90	A. MERRIMAN
1990/91	A. MERRIMAN
1991/92	A. O'CONNOR
1992/93	A. O'CONNOR
1993/94	G. L. CHISHOLM
1994/95	S. DAY
1995/96	A. MERRIMAN
1996/97	G.P. WELLS
1997/98	BEAK
1998/99	A. GREEN
1999/00	A. O'CONNOR
2000/01	A. GREEN
2001/02	A. GREEN
2002/03	B. FLEET
2003/04	no award
2004/05	James "Sarge" LEWIS
2005/06	T. CASBOULT
2006/07	no award
2007/08	Donna SHEAHAN
2008/09	N. CLARK
2009/10	L. FRIEND
2010/11	S. DIMOVSKI
2011/12	T. ROBERTS
2012/13	S. DIMOVSKI

G. J. DONOVAN 'DUCK AWARD'

1973/74	B. 'GOLDEN' HOLDEN
1974/75	G. TREVASKIS
1975/76	C. SING
1976/77	A. MERRIMAN
1977/78	S. WELLS
1978/79	J. MONOHAN
1979/80	S. ANDERSON
1980/81	WELLS FAMILY
1981/82	D. BARNES
1982/83	M. BOWTELL
1983/84	C. RUTHERFORD
1984/85	A. MERRIMAN
1985/86	B. J. MORGAN
1986/87	S. ELLIS
1987/88	P. MORGAN
1988/89	L. ROYCE
1989/90	A. LEEDS
1990/91	P. TINKLER
1991/92	I. Mc GREGOR
1992/93	H. Mc DONALD
1993/94	R. MITCHELL
1994/95	Jamie Mc DONALD
1995/96	C. NELSON
1996/97	M. RUDOLPH
1997/98	Shaun WELLS
1998/99	The SECOND XI
1999/00	B. FLEET
2000/01	D. FLEET
2001/02	The THIRD XI
2002/03	H. MIDDLETON
2003/04	N. RAU
2004/05	F. TUSKES
2005/06	A. WISEMAN
2006/07	no award
2007/08	Y. ROUSSEY
2008/09	Y. ROUSSEY
2009/10	First XI
2010/11	L. FRIEND
2011/12	A. DEVLIN
2012/13	Jack DEVLIN
2016/17	Ben MITCHELL
2017/18	The 5 th XI
2018/19	Jackson DAVIS

BORIS JARVIS

RAT SHIT CUP

1974/75	G. L. CHISHOLM
1975/76	B. SCRIVEN
1976/77	J. L. TAYLOR
1977/78	G. BRIGGS
1978/79	I. R. W. POULTON
1979/80	R. COULSON
1980/81	A. LEEDS
1981/82	G. L. CHISHOLM
1982/83	R. F. MERRIMAN
1983/84	R. S. CHISHOLM
1984/85	R. JONES
1985/86	P. MORGAN
1986/87	R. MITCHELL
1987/88	P. MORGAN
1988/89	B. GOGGIN
1989/90	R. MITCHELL
1990/91	A. DEVLIN
1991/92	G. N. TAYLOR
1992/93	J. FISHER
1993/94	A. O'CONNOR
1994/95	D. HICKLETON
1995/96	C. LORENZEN
1996/97	A. GREEN
1997/98	A. DEVLIN
1998/99	L. SHARRY
1999/00	A. DEVLIN
2000/01	C. HOCKING
2001/02	M. ELLIS
2002/03	T. HIBBARD
2003/04	S. MULLEN
2004/05	B. TSITAS
2005/06	D. FLEET
2006/07	no award
2007/08	M. SUVOLTOS
2008/09	A. GREEN
2009/10	T. LEVICK
2010/11	no award
2011/12	no award
2012/13	J. PURCELL
2016/17	Dominic MANTHORPE
2017/18	Feroze KHUSHI
2018/19	Joel STACEY



Social Trophy Winners



BRUCE SCRIVEN IRON GLOVES

'FLAKER' N&CCC WRESTLING BELT		PISTON CAN'T STAND UP		1979/80	J. PEAKE
0 to 1980	I. R. W. POULTON	1980/81	R. KOZOCZEK	1980/81	R. KOZACZEK
1980/81	J. G. ALEXIADES	1981/82	I. R. W. POULTON	1981/82	P. LANDERS
1981/82	P. STEVEN	1982/83	D. BARTON	1982/83	J. LUDOWYK
1982/83	M. WHOLOHAN	1983/84	A. MERRIMAN	1983/84	B. FLANAGAN
1983 to 87	G. P. WELLS	1984/85	G. L. CHISHOLM	1984/85	D. BARTON
		1985/86	A. DEVLIN	1985/86	B. GOGGIN
		1986/87	D. BARNES	1986/87	P. MILLER
1987/88	James TAYLOR	1987/88	E. W. PARKER	1987/88	G. N. TAYLOR
1988/89	A. WOOLLETT	1988/89	T. PAYNE	1989/90	E. PARKER 1989/90 R. F.
MERRIMAN 1989/90		G.P. WELLS			
1990/91	A. JEFFERIES	1990/91	M. MERRIMAN	1990/91	P. MARSHALL
1991/92		1991/92	A. JOHANNES	1991/92	A. SMITH
1992/93		1992/93	P. SMITH	1992/93	A. CALNON
1993/94	G. NELSON	1993/94	D. O'BRIEN	1993/94	-
1994/95	G. P. WELLS	1994/95	D. N. ROYCE	1994/95	G. CLARK
1995/96	K. HIGGINS	1995/96	H. CLARKE	1995/96	D. LANYON
1996/97	Lynn POWELL	1996/97	J. VINKEN	1996/97	M. ELLIS
1997/98	The THIRD XI	1997/98	D. HICKLETON	1997/98	M. PITARO
1998/99	S. LEWIS	1998/99	A. WINDT	1998/99	G. WHITESIDE
1999/00	G. CASTLE	1999/00	J. MULLER	1999/00	L. MULLER
2000/01	L. SHARRY	2000/01	R. BENNETT	2000/01	G.P. WELLS
2001/02	T. CLARK	2001/02	R. BENNETT	2001/02	L. SHARRY
2002/03	B. FLEET & L. SHARRY	2002/03	A. O'CONNOR	2002/03	J. MULLER
2003/04	C. Hocking, S. Day, D. Nolan, N. Clark	2003/04	J. MULLER	2003/04	J. ROBINSON
2004/05	B. TSITAS	2004/05	S. LEWIS	2004/05	B. BENTLEY
2005/06	M. KELSON & H. CLARKE	2005/06	A. WISEMAN	2005/06	B. BENTLEY
2006/07	no award	2006/07	no award	2006/07	no award
2007/08	A. PATCHING	2007/08	S. MULLEN	2007/08	S. MULLEN
2008/09	A. GREEN	2008/09	Dev ROYCE	2008/09	T MARINELLI
2009/10	no award	2009/10	A. GREEN	2009/10	B. NEVILLE
2010/11	no award	2010/11 to 2015/16	no award	2010/11	A. O'CONNOR
2011/12	no award			2011/12	R. MITCHELL
2012/13	B. THOMAS			2012/13	G. WHITESIDE
2016/17	Shane FRANKLIN	2016/17	W. SIMSON & T. HOSKING	2016/17	Nick McGUANE
2017/18	Daniella, Bella, Mia and Feroze	2017/18	Tim HOSKING	2017/18	Jarad BATTENALLY
2018/19	The Swedes, Nobo & Chis & Jacko & Strop	2018/19	Jordan TEGELHUTER	2018/19	John SIMSON

STEPHEN LUNN "FLOTSAM and JETSAM" AWARD

1995/96	S. LUNN
1996/97	JEFFERIES BROTHERS
1997/98	A. WINDT
1998/99	P. MORGAN
1999/00	The N&CCC (We're Back!)
2000/01	T. MARINELLI
2001/02	T. HIBBARD
2002/03	T. HIBBARD
2003/04	T. MATTHEWS
2004/05	The CRANE CUP
2005/06	S. RAU
2006/07	no award
2007/08	L. FRIEND
2008/09	B. NEVILLE
2009/10	A. CONNELL
2010/11	M. WOOD
2011/12	I. SIMPSON
2012/13	A. WINDT
2016/17	Marc CARSON
2017/18	John SIMSON
2018/19	Cam RUSSELL

"Sargie Lewis" GOLDEN ED AWARD for Karaoke performance.

1995/96	R. MITCHELL
1996/97	M. ELLIS
1997/98	B. FLEET
1998/99	S. DAY
1999/00	L. SHARRY
2000/01	Judy MERRIMAN
2001/02	M. SUVOLTOS
2002/03	R. MITCHELL
2003/04	D. MURRAY
2004/05	M. SUVOLTOS
2005/06	James "Sarge" LEWIS
2006/07	no award
2007/08	J. PURCELL
2008/09	James "Sarge" LEWIS
2009/10	James "Sarge" LEWIS
2010/11	James "Sarge" LEWIS
2011/12	James "Sarge" LEWIS
2012/13	T. BATES
2017/18	T. HOSKING (Tuskes song)
2018/19	Dev ROYCE & Jack ROYCE

N&CCC SUPERTEAM COMPETITION

1998/99	G. WHITESIDE
1999/00	no award
2000/01	T. HIBBARD
2001/02	J. TEAGUE



Social Trophy Winners



WORST BOWLER TO TAKE A WICKET

1981/82	D. BARTON
1982/83	R. D. PEARCE
1983/84	A. LEEDS
1984/85	
1985/86	S. Mc PHERSON
1986/87	B. FLANAGAN
1987/88	M. MERRIMAN
1988/89	Dev ROYCE
1989/90	P. MARSHALL
1990/91	R. SHERINGHAM
1991/92	S. MAXWELL
1992/93	D.N. ROYCE
1993/94	B. YOUNG
1994/95	A. LEEDS
1995/96	A. GREEN
1996/97	M. MERRIMAN
1997/98	M. ELIIS
1998/99	R. MITCHELL and H. MIDDLETON
1999/00	M. TURNLEY
2000/01	G. WHITESIDE
2001/02	J. MULLER
2002/03	M. PITARO
2003/04	H. STEPHENSON
2004/05	T. STACEY
2005/06	T. CLARK
2006/07	no award
2007/08	N. RICHARDSON
2008/09	L. SHARRY
2009/10	J. THOMAS
2010/11	T. ROBERTS
2011/12	David ANDERSON
2012/13	T. CLARK
2016/17	W. SIMSON
2017/18	Y. ROUSSETY
2018/19	Ros CORBETT

WORST BAT TO MAKE A SCORE

1981/82	J. G. ALEXIADES
1982/83	R. JONES
1983/84	P. DUFFIELD
1984/85	R. DALTON
1985/86	G. N. TAYLOR
1986/87	A. MERRIMAN
1987/88	D. TUCKER
1988/89	D. LEIGH
1989/90	R. LANE
1990/91	A. MERRIMAN
1991/92	S. ELLIS
1992/93	J. THIELE
1993/94	P. SMITH
1994/95	C. DAGNALL
1995/96	A. O'CONNOR
1996/97	C. CARROLL
1997/98	L. SHARRY
1998/99	D. FLEET
1999/00	J. MULLER
2000/01	J. DUFF
2001/02	W. HADFIELD
2002/03	C. HOCKING
2003/04	A. PATCHING
2004/05	P. SHEAHAN
2005/06	L. SHARRY
2006/07	no award
2007/08	J. PEScott
2008/09	J. SHEAHAN
2009/10	M. BLAKE
2010/11	A. DEVLIN
2011/12	G. CAMERON
2012/13	R. RAYBOULD
2016/17	Ian SIMPSON
2017/18	Z. STOKES
2018/19	Ryan GIBSON

N&CCC GOLF CHAMPION

1984/85	T. J. LUDOWYK
1985/86	no event
1986/87	G. N. TAYLOR
1987/88	G. N. TAYLOR
1988/89	C. MULLER
1989/90	B. A. NUNN
1990/91	C. MULLER
1991/92	B. STACEY
1992/93	B. A. NUNN
1993/94	C. MULLER
1994/95	C. MULLER
1995/96	J. VINKEN
1996/97	C. MULLER
1997/98	G. L. CHISHOLM & A. FOSTER
1998/99	G. N. TAYLOR
1999/00	no event
2000/01	no event
2001/02	no event
2002/03	no event
2003/04	no event
2004/05	no event
2005/06	no event
2006/07	no event
2007/08	James "Sarge" LEWIS
2008/09	A. GREEN
2009/10	S. LEIGH
2010/11	S. LEIGH
2011/12	Dev ROYCE & R. MITCHELL
2012/13	Z. SHEAHAN & H. GOW

N&CCC POOL CHAMPION

1987/88	A. JEFFERIES
1992/93	R. D. PEARCE
1993/94	G.N. TAYLOR
1994/95	B. YOUNG
1995/96	B. YOUNG
1996/97	no event
1997/98	J. MULLER
1998/99	J. MULLER
1999/00	no event
2000/01	no event
2001/02	no event
2002/03	no event
2003/04	no event
2004/05	no event
2005/06	no event
2006/07	no event
2007/08	C. CUNLIFFE
2008/09	no award
2009/10	no award
2010/11	no award
2011/12	no award
2012/13	A. DEVLIN

N&CCC "ROO" DRIVING AWARD

1990/91	D. BARNES
1991/92	Rosa CHISHOLM
1992/93	S. ELLIS
1993/94	G.N. TAYLOR
1994/95	A. O'CONNOR
1995/96	J. VINKEN
1996/97	Judy MERRIMAN
1997/98	Lorraine TAYLOR
1998/99	G. CLARK
1999/00	M. SUVOLTOS
2000/01	G.L. CHISHOLM
2001/02	C. HOCKING
2002/03	A. WISEMAN
2003/04	G. Chisholm, D. Barton, G. P. Wells
2004/05	J. REES
2005/06	A. PATCHING
2006/07	no award
2007/08	L. FRIEND
2008/09	C. RUSSELL
2009/10	T. LEVICK
2010/11	no award
2011/12	A. GREEN
2012/13	A. GREEN
2017/18	F. TUSKES



First XI Average Winners



1928/29	H. HASSETT	199 RUNS	at	39.8	P. L. WILLIAMS	28 WKTS	at	6.46
29/30	P. L. WILLIAMS	508 RUNS	at	50.8	F. FEGAN	18 WKTS	at	14.06
30/31	F. JUST	677 RUNS	at	67.7	F. C. ADDISON	16 WKTS	at	21.5
31/32	F. JUST	633 RUNS	at	52.7	F. C. ADDISON	28 WKTS	at	18.7
32/33	F. JUST	420 RUNS	at	42.0	F. C. ADDISON	25 WKTS	at	14.16
33/34	V. X. HASSETT	642 RUNS	at	58.35	A. G. SCHOFIELD	52 WKTS	at	16.17
34/35	D. Mc CABE-DOYLE	308 RUNS	at	44	D. Mc CABE-DOYLE	18 WKTS	at	19.06
35/36	J. COWPERTHWAIT	534 RUNS	at	59.33	L. CAMERON	34 WKTS	at	14.35
36/37	V. X. HASSETT	474 RUNS	at	59.25	D. Mc CABE-DOYLE	31 WKTS	at	11.26
37/38	L. METHERRALL	418 RUNS	at	52.25	V. H. PROFITT	27 WKTS	at	11.7
38/39	V. X. HASSETT	682 RUNS	at	56.83	J. HIRST	16 WKTS	at	16.95
39/40	V. X. HASSETT	633 RUNS	at	45.21	V. H. PROFITT	46 WKTS	at	11.06
40/41	H. HEARD	550 RUNS	at	61.11	J. LOWTHIAN	38 WKTS	at	12.45
41/42	V. X. HASSETT	583 RUNS	at	72.88	K. NICHOLSON	18 WKTS	at	8.38
42/43	V. X. HASSETT	575 RUNS	at	47.9	K. NICHOLSON	22 WKTS	at	9.73
43/44	V. X. HASSETT	321 RUNS	at	32.1	J. JAMES	27 WKTS	at	20.5
1944 TO 1947	PLAY ABANDONED DUE TO WORLD WAR II, Club in RECESS							
1947/48	V. X. HASSETT	448 RUNS	at	47.78	A. G. SCHOFIELD	44 WKTS	at	16.97
48/49	J. SHAW	593 RUNS	at	59.3	K. MEANEY	17 WKTS	at	12.88
49/50	G. M. WELLS	301 RUNS	at	30.1	A. G. SCHOFIELD	35 WKTS	at	13.86
50/51	J. SHAW	334 RUNS	at	47.86	G. BURCH	26 WKTS	at	13.11
51/52	K. MEANEY	294 RUNS	at	36.55	A. G. SCHOFIELD	37 WKTS	at	8.45
52/53	V. X. HASSETT	295 RUNS	at	26.82	P. CRICHTON	20 WKTS	at	15.3
53/54	M. BOX	204 RUNS	at	51	K. MEANEY	24 WKTS	at	19.71
54/55	G. M. WELLS	257 RUNS	at	32.13	P. CRICHTON	31 WKTS	at	15.16
55/56	R. VINES	346 RUNS	at	34.6	P. CRICHTON	46 WKTS	at	15.56
56/57	M. BOX	390 RUNS	at	30	C. HARRIS	17 WKTS	at	14.29
57/58	M. BOX	465 RUNS	at	42.27	J. C. WAINWRIGHT	31 WKTS	at	12.77
58/59	M. BOX	346 RUNS	at	38.56	B. BARTLE	25 WKTS	at	18.92
59/60	J. MULROYAN	475 RUNS	at	33.93	D. HINCHLIFFE	34 WKTS	at	13.32
60/61	R. F. MERRIMAN	367 RUNS	at	33.36	R. F. MERRIMAN	35 WKTS	at	10.86
61/62	R. F. MERRIMAN	309 RUNS	at	25.75	R. F. MERRIMAN	28 WKTS	at	17.36
62/63	R. BALLAM	210 RUNS	at	35	R. De GOLDI	14 WKTS	at	25.28
63/64	P. MARSHALL	134 RUNS	at	26.8	J. LAMB	19 WKTS	at	22.84
64/65	B. SHAW	322 RUNS	at	35.8	L. FERGUSON	15 WKTS	at	16.7
65/66	A. P. ANDERSON	327 RUNS	at	27.75	R. DAVIS	21 WKTS	at	31.3
66/67	N. CRANE	257 RUNS	at	25.7	B. J. EDWARDS	19 WKTS	at	13.9
67/68	B. J. EDWARDS	395 RUNS	at	39.5	E. Mac ARTHUR	19 WKTS	at	15.3
68/69	R. F. MERRIMAN	447 RUNS	at	37.25	B. J. EDWARDS	28 WKTS	at	10.6
69/70	B. J. EDWARDS	331 RUNS	at	25.5	B. SHAW	28 WKTS	at	11.75
70/71	B. J. EDWARDS	461 RUNS	at	51.22	B. SHAW	25 WKTS	at	18.4
71/72	R. F. MERRIMAN	301 RUNS	at	27.4	G. P. WELLS	15 WKTS	at	13.2
72/73	K. Le HUNT	371 RUNS	at	33.7	R. F. MERRIMAN	28 WKTS	at	10.5
73/74	M. BOWTELL	532 RUNS	at	76	G. P. WELLS	20 WKTS	at	12.55
74/75	M. BOWTELL	430 RUNS	at	36.6	G. P. WELLS	31 WKTS	at	15
75/76	N. CRANE	324 RUNS	at	36	G. P. WELLS	47 WKTS	at	11.8
76/77	S. LUNN	410 RUNS	at	38.1	B. J. EDWARDS	29 WKTS	at	11.7
77/78	B. J. EDWARDS	261 RUNS	at	26.1	G. P. WELLS	34 WKTS	at	13.29
78/79	J. CLARKE	376 RUNS	at	53.7	G. P. WELLS	39 WKTS	at	11.23
79/80	M. BOWTELL	882 RUNS	at	73.5	B. J. EDWARDS	43 WKTS	at	13.4
80/81	K. DAVIS	279 RUNS	at	69.2	F. MEEK	18 WKTS	at	15.3
81/82	C. J. LYNCH	575 RUNS	at	38.3	G. P. WELLS	45 WKTS	at	13.4
82/83	G. P. WELLS	477 RUNS	at	53	P. SHEAHAN	18 WKTS	at	15.5
83/84	S. WELLS	649 RUNS	at	49.92	G. P. WELLS	44 WKTS	at	10.95
84/85	R. MITCHELL	497 RUNS	at	62.26	A. WELLS	23 WKTS	at	17.22
85/86	S. WELLS	331 RUNS	at	27.58	B. MORGAN	18 WKTS	at	13.56
86/87	S. WELLS	467 RUNS	at	42.45	A. WELLS	15 WKTS	at	17.07
87/88	G. P. WELLS	298 RUNS	at	37.25	G. P. WELLS	47 WKTS	at	12.94
88/89	S. WELLS	383 RUNS	at	38.3	C. FAYERS	26 WKTS	at	16.54
89/90	S. WELLS	594 RUNS	at	42.43	C. FAYERS	27 WKTS	at	15.70
90/91	P. THOMAS	208 RUNS	at	34.67	A. JEFFERIES	29 WKTS	at	16.55
91/92	S. WELLS	515 RUNS	at	39.61	A. JEFFERIES	30 WKTS	at	15.66
92/93	B. GOGGIN	318 RUNS	at	35.33	A. JEFFERIES	23 WKTS	at	17.26
93/94	P. JEFFERIES	343 RUNS	at	34.3	M. RUDOLPH	23 WKTS	at	18.52
94/95	H. CLARKE	265 RUNS	at	44.17	C. DAGNALL	22 WKTS	at	17.87
95/96	H. CLARKE	428 RUNS	at	38.91	M. RUDOLPH	26 WKTS	at	22

First XI Average Winners

1996/97	Brett GOGGIN	399 runs at 36.27
1997/98	Brad YOUNG	256 runs at 28.44
1998/99	Luke MULLER	234 runs at 29.25
1999/2000	Rodney KIDDLE	545 runs at 45.42
2000/01	Luke MULLER	424 runs at 38.55
2001/02	Rodney KIDDLE	373 runs at 62.17
2002/03	Harvey STEPHENSON	492 runs at 49.2
2003/04	Rodney KIDDLE	351 runs at 58.5
2004/05	Tim CLARK	344 runs at 28.67

Gavin CASTLE	38 wickets	at 12.39
Scott HUCKER	27 wickets	at 14.04
Gavin CASTLE	33 wickets	at 15.55
Gavin CASTLE	40 wickets	at 15.3
Gavin CASTLE	37 wickets	at 13.57
Scott HUCKER	27 wickets	at 18.93
Scott HUCKER	40 wickets	at 11
Barry TSITAS	31 wickets	at 11.55
Barry TSITAS	33 wickets	at 16

Vin HASSETT MEDAL BATTING

2005/06	John REES	516 runs at 39.69
2006/07	Simon PEARCE	408 runs at 45.33
2007/08	Corey MATHIESON	262 runs at 23.82
2008/09	Alex STANLEY	596 runs at 45.85
2009/10	Ben NEVILLE	274 runs at 24.91
2010/11	Ben NEVILLE	348 runs at 38.67
2011/12	Ben NEVILLE	407 runs at 45.22
2012/13	Jack WOOD	224 runs at 40.67
2013/14	Jack WOOD	453 runs at 45.3
2014/15	Rodney KIDDLE	206 runs at 51.50
2015/16	Dylan HODGE	271 runs at 45.17
2016/17	Jordan CLARK	394 runs at 43.44
2017/18	John SIMSON	345 runs at 57.5
2018/19	Cooper BINGHAM	431 runs at 35.92
2019/20	Cooper BINGHAM	323 runs at 29.36
2020/21	Isaac HOGAN	532 runs at 33.25
2021/22	Tom MEREDITH	296 runs at 42.29
2022/23	George RHODES	426 runs at 38.73
2023/24	Ronnie McKENNA	528 runs at 44

GREG WELLS MEDAL BOWLING

Simon RAU	28 wickets	at 18.71
Barry TSITAS	17 wickets	at 28.18
Scott MULLEN	31 wickets	at 16.87
Dev ROYCE	23 wickets	at 27.57
Scott MULLEN	18 wickets	at 26.56
Anthony WILSON	13 wickets	at 22.54
Ben NEVILLE	19 wickets	at 17.37
Justin FOSS	28 wickets	at 18.54
Cam ALFORD	27 wickets	at 18.48
Marc CARSON	15 wickets	at 29.27
Chris PEPPER	13 wickets	at 16.92
Jordan CLARK	30 wickets	at 15.87
Nick McGUANE	23 wickets	at 15.65
Nick McGUANE	28 wickets	at 18.96
Sam ALLEN	14 wickets	at 26.5
Jackson DAVIS	17 wickets	at 15.29
George CHISHOLM	20 wickets	at 10.3
George RHODES	16 wickets	at 25
Patrick McKENNA	20 wickets	at 15.25

Batting Average Winners

SECONDS

1949/50 - R. FLEMING
 1950/51 - M. RUSSELL
 1951/52 - G. BLAKE
 1952/53 - Carson CARROLL
 1953/54 - R. JEWELL
 1954/55 - unknown
 1955/56 - unknown
 1956/67 - A. C. MARSHALL
 1957/58 - V. HIND
 1958/59 - D. HINCHLIFFE
 1959/60 - W. SAGGARS
 1060/61 - D. JEWELL
 1961/62 - M. BOX
 1962/63 - D. A. SHAW
 1963/64 - G. M. WELLS
 1964/65 - A. P. ANDERSON
 1965/66 - G. M. WELLS
 1966/67 - G. M. WELLS
 1967/68 - N. CRANE
 1968/69 - N. CRANE
 1969/70 - G. M. WELLS
 1970/71 - G. M. WELLS
 1971/72 - S. LUNN
 1972/73 - G. RHODES
 1973/74 - N. CRANE
 1974/75 - K. Le HUNT
 1975/76 - B. A. SHAW
 1976/77 - G. RHODES
 1977/78 - R. SCENEY
 1978/79 - K. J. TAYLOR/ C. BLACKMAN
 1979/80 - I.R.W. POULTON
 1980/81 - G. CLARK
 1981/82 - J. G. ALEXIADES
 1982/83 - K. J. TAYLOR
 1983/84 - T. MITCHELL
 1984/85 - M. MERRIMAN
 1985/86 - M. MERRIMAN
 1986/87 - D. HICKLETON
 1987/88 - M. MERRIMAN
 1988/89 - M. MERRIMAN
 1989/90 - A. RICHARDSON
 1990/91 - P. JEFFERIES
 1991/92 - G. ROSS
 1992/93 - I. HASTIE
 1993/94 - T. EGAN
 1994/95 - D. HICKLETON
 1995/96 - D. HICKLETON
 1996/97 - D. HICKLETON
 1997/98 - R. MITCHELL
 1998/99 - Dev ROYCE
 1999/00 - T.D. JARMAN
 2000/01 - J. DUFF
 2001/02 - J. REES
 2002/03 - R. MITCHELL
 2003/04 - T. STACEY
 2004/05 - D. FLEET
 2005/06 - I. HASTIE
 2006/07 - A. GARRIGAN
 2007/08 - R. MITCHELL
 2008/09 - R. BENNETT
 2009/10 - R. MITCHELL
 2010/11 - R. FERGUSON
 2011/12 - J. BOTTOMLEY
 2012/13 - R. BENNETT
 2013/14 - S. REIDY
 2014/15 - M. BEVERIDGE
 2015/16 - D. MANTHORPE
 2016/17 - R. BENNETT
 2017/18 - S. MITCHELL

THIRDS

A. TUCKER
 A. LEWIS
 unknown
 A. C. MARSHALL
 E. GROSS
 unknown
 unknown
 B. SHAW
 B. BENNETT
 unknown
 J. Mc FARLANE
 A. C. MARSHALL
 A. C. MARSHALL
 A. C. MARSHALL
 A. P. ANDERSON
 L. WHITE Snr.
 A. C. MARSHALL
 A. C. MARSHALL
 A. C. MARSHALL
 P. GILBEY
 D. MASON
 J. MULROYAN
 G. BRIGGS
 G. BRIGGS
 C. TOMPKINS
 G. BRIGGS
 M. TAYLOR
 D. N. ROYCE
 J. DAVIDSON
 T. MITCHELL
 D. PEARCE
 T. MITCHELL
 D. N. ROYCE
 C. MIDDLEMISS
 R. CONDIE
 J. MARENDAZ
 R. D. PEARCE
 D. N. ROYCE
 D. BIVIANO
 M. CHEATLEY
 I. HASTIE
 D. BARNES
 N. CRANE
 N. BARLOW
 G. SANDS
 A. DEVLIN
 M. COWAN
 C. NELSON
 A. WINDT
 D. HICKLETON
 A. HEDLEY
 A. LAVARS
 P. BROWN
 C. CUNLIFFE
 F. TUSKES
 J. PESCOFF
 A. LAVARS
 A. HENDERSON
 I. HASTIE
 C. CUNLIFFE
 J. PESCOFF
 R. BENNETT
 F. TUSKES
 A. PIETSCH
 A. KALZ
 Dev ROYCE
 A. WINDT
 M. AINSWORTH
 A. KALZ

FOURTHS

J. BOWDEN
 F. DAWBER
 unknown
 unknown
 E. GROSS
 L. BURGESS
 unknown
 F. DAWBER
 unknown
 unknown
 Ray De GOLDI
 A. OSBORNE
 D. CRILLY
 R. F. MERRIMAN
 R. F. MERRIMAN
 N. CRANE
 R. BLACKMAN
 R. BLACKMAN
 B. IVRMEE
 D. STEPHEN
 D. FAREY
 D. FAREY
 D. FAREY
 D. FAREY
 D. TAYLOR
 J. MULROYAN
 D. BAUM
 P. MORROW
 I.R.W. POULTON
 W. OMAN
 D. BIVIANO
 B. GEAR
 A. FOSTER
 R. GEAR
 A. LEEDS
 W. HOOD
 M. PITARO
 W. HOOD
 G. WHITESIDE
 S. HELLING
 B. FLANAGAN
 R. D. PEARCE
 D. N. ROYCE
 D. N. ROYCE
 D. HAY
 M. ELLIS
 D. MURRAY
 D. MURRAY
 M. MERRIMAN
 D. MURRAY
 A. O'CONNOR
 A. DEVLIN
 S. DAY
 F. TUSKES
 S. DAY
 R. MITCHELL
 A. GREEN
 S. LEWIS
 P. SHEAHAN
 P. SHEAHAN
 P. SHEAHAN
 G. WHITESIDE
 I. HASTIE
 P. SHAKESPEARE
 C. BISHOP
 J. LEWIS
 S. CALLOW
 A. WINDT
 R. MITCHELL

FIFTHS

B. SHERWELL
 I. QUARRELL
 P. STEVEN
 A. FOSTER
 A. BOYCE
 D. BAUM
 R. STEVEN
 P. MORROW
 P. MORROW
 R. GEAR
 D. N. ROYCE
 P. DUFFIELD
 G. CLARK
 I. Mc GREGOR
 A. LEEDS
 G. SANDS
 G. WHITESIDE
 R. NEVILLE
 L. MULLER
 M. MERRIMAN
 D. N. ROYCE
 M. PITARO
 C. WARREN
 G. CLARK
 G. N. TAYLOR
 K. HIGGINS
 P. NUNN
 N. CRANE
 N. CRANE
 N. CRANE
 N. CRANE
 P. SHEAHAN
 N. CRANE
 S. LEWIS
 W. HADFIELD
 P. MORGAN
 T. BOYLE
 J. RATCLIFFE
 S. SUTTERBY
 A. WINDT
 T. LOGAN
 A. DEVLIN
 C. GREEN
 C. GREEN
 S. LEWIS

SIXTHS

C. SING
 B. DOOLEY
 R. JONES
 P. WHITESIDE
 P. DUFFIELD
 Graeme NELSON
 & P. DUFFIELD
 & M. PITARO
 & G. SANDS
 J. GARDNER
 P. MORGAN
 T. MARSHALL
 A. WOOLLETT
 -
 -
 I. P. Mc GREGOR
 I. P. Mc GREGOR
 I. P. Mc GREGOR
 S. EADE
 S. LEWIS
 R. HICKEY
 S. LEWIS
 R. HICKEY
 -
 J. CONNELLY
 P. SHEAHAN
 N. CRANE
 N. CRANE
 A. BISHOP
 A. PATCHING
 B. BENTLEY
 S. DAY & S. LEWIS
 S. MULLEN
 -
 -
 A. CROFT
 M. SANDERS
 C. CUNLIFFE

SEVENTHS

N. CRANE
 A. FATONE
 -
 -
 -
 -
 -

Batting Average Winners

	SECONDS	THIRDS	FOURTHS	FIFTHS	SIXTHS
2018/19 -	R. BENNETT	J. BATTENALLY	F. TUSKES	A. PATCHING	M. SANDERS
2019/20 -	J. LEWIS	J. TEGELHUTER	I. DALRYMPLE	A. PATCHING	M. CUNLIFFE
2020/21 -	S. MITCHELL	A. KNOTT	T. PATTERSON	C. GREEN	B. LINDSAY
2021/22 -	W. SIMSON	R. KIDDLE	M. SCOTT	A. SADOWY	C. GREEN
2022/23 -	R. McKENNA	L. COOPER	M. SCOTT	A. SADOWY	C. GREEN
2023/24 -	J. TEGELHUTER	R. KIDDLE	Z. STOKES	C. GREEN	-

Bowling Average Winners

	SECONDS	THIRDS	FOURTHS	FIFTHS	SIXTHS
1949/50 -	A. TONKIN	D. HOSSACK	T. HOPE		
1950/51 -	A. TONKIN	J. GROVES	F. DAWBER		
1951/52 -	J. GROVES	unknown	unknown		
1952/53 -	A. TONKIN	V. H. PROFITT	unknown		
1953/54 -	M. RUSSELL	G. GROSS	K. HERNAN		
1954/55 -	unknown	B. HOPE	unknown		
1955/56 -	unknown	unknown	unknown		
1956/57 -	L. REID	R. DICKSON	T. CLINCH		
1957/58 -	R. HARRIS	M. DAVIDSON	unknown		
1958/59 -	R. HARRIS	unknown	unknown		
1959/60 -	M. RUSSELL	D. FERGUSON	D. BLAIR		
1960/61 -	G. Mc CALLUM	D. BLAIR	A. OSBORNE		
1961/62 -	M. RUSSELL	W. HOOD	R. LUSCOMBE		
1962/63 -	B. A. SHAW	R. DICKSON	R. F. MERRIMAN		
1963/64 -	G. BENT	W. HEATH	R. F. MERRIMAN		
1964/65 -	R. TUCKER	D. FAREY	R. LUSCOMBE		
1965/66 -	G. BENT	D. FAREY	R. LUSCOMBE		
1966/67 -	J. B. LAMB	D. FAREY	T. CLINCH		
1967/68 -	A. FOSTER	D. FAREY	K. J. TAYLOR		
1968/69 -	B. BAHR	J. MULROYAN	B. IVERMEE		
1969/70 -	B. BAHR	J. MULROYAN	J. L. TAYLOR		
1970/71 -	I. SIMPSON	J. MULROYAN	D. FAREY		
1971/72 -	T. J. LUDOWYK	C. BLACKMAN	G. TREVASKIS		
1970/71 -	I. SIMPSON	J. MULROYAN	D. FAREY		
1971/72 -	T.J. LUDOWYK	C. BLACKMAN	G. TREVASKIS		
1972/73 -	T.J. LUDOWYK	I. SIMPSON	D. FAREY		
1973/74 -	T. BOWTELL	B. BAHR	K. WOODMAN	A. CONNOLEY	
1974/75 -	M. HUNTER	I. SIMPSON	J. L. TAYLOR	A. MERRIMAN	
1975/76 -	B.A. SHAW	P. ANDJELKOVIC	A. CONNOLEY	J. TIPPETT	
1976/77 -	T. J. LUDOWYK	L. SANDERSON	A. MERRIMAN	G. L. CHISHOLM	
1977/78 -	D. Mc TAGGART	A. MERRIMAN	G. L. CHISHOLM	G. BRIGGS	
1978/79 -	D. Mc TAGGART	A. MERRIMAN	G. BRIGGS	B. BAHR	R. S. CHISHOLM
1979/80 -	K. J. TAYLOR	A. MERRIMAN	G. TREVASKIS	R. ALLEN	R. COULSON
1980/81 -	J.G. ALEXIADES	P. SHEAHAN	A. Mc CARTNEY	G. BRIGGS	G. L. CHISHOLM
1981/82 -	R. THOMPSON	A. THOMPSON	A. FOSTER	B. BLACKLEY	J. L. TAYLOR
1982/83 -	K. J. TAYLOR	J. LUDOWYK	A. MERRIMAN	A. LEEDS	G. L. CHISHOLM
1983/84 -	A. WISHART	G. PRIDDLE	R. JONES	D. COWAN	G. BRIGGS
1984/85 -	A. WINDT	G. PRIDDLE	A. DEVLIN	G. BRIGGS	-
1985/86 -	A. MERRIMAN	C. HILL	D. SMITH	G. L. CHISHOLM	-
1986/87 -	A. RICHARDSON	B. FLANAGAN	W. HOOD	G. PRIDDLE	-
1987/88 -	R. THOMPSON	M. CHEATLEY	R. DALTON	G. L. CHISHOLM	& P. WEST
1988/89 -	D. RIAL	A. WOOLLETT	R. SAVAGE	R. DALTON	& M. WHOLOHAN
1989/90 -	J. FISHER	D. TUCKER	B. RIXON	Chris CARROLL	& D. ESKRIGGE
1990/91 -	D. ESKRIGGE	G. N. TAYLOR	J. DICKSON	John McDONALD	T. ANDERSON
1991/92 -	R. DALTON	J. DICKSON	S. ELLIS	John McDONALD	G. L. CHISHOLM
1992/93 -	D. HICKLETON	G. P. WELLS	L. MULLER	John McDONALD	D. WILLIAMSON
1993/94 -	M. TRELOAR	C. COULTER	A. O'CONNOR	John McDONALD	D. O'BRIEN
1994/95 -	T. D. JARMAN	R. SMITH	G. N. TAYLOR	C. WARREN	-
1995/96 -	M. COX	P. SMITH	G. N. TAYLOR	C. WARREN	-
1996/97 -	A. GOVE	A. DEVLIN	C. WARREN	B. Mc LEAN	Trevor SMITH
1997/98 -	I. HASTIE	L. FRIEND	M. SUVOLTOS	G. N. TAYLOR	G. L. CHISHOLM
1998/99 -	Dev ROYCE	G. P. WELLS	A. MERRIMAN	P. ROBERTSON	G. L. CHISHOLM
1999/2000 -	I. HASTIE	A. WINDT	D. MURRAY	P. ROBERTSON	W. HADFIELD

Bowling Average Winners

	SECONDS	THIRDS	FOURTHS	FIFTHS	SIXTHS		SEVENTHS
2000/01	- B. FLEET	N. RICHARDSON	D. BOYANTON	A. MERRIMAN	M. ANDERSON		
2001/02	- D. FLEET	C. DEANS	P. SMITH	C. HOCKING	A. FATONE		
2002/03	- S. RAU	L. SHARRY	M. JACKSON	C. HOCKING	W. HADFIELD		
2003/04	- D. BOYANTON	B. JACKSON	M. SUVOLTOS	S. GOVE	W. HADFIELD		
2004/05	- S. GOVE	B. TWADDLE	M. GILES	W. HADFIELD	-		
2005/06	- S. MULLEN	A. LAVARS	T. CASBOULT	W. HADFIELD	M. TURNLEY		
2006/07	- D. FLEET	J. CLARK	W. HADFIELD	S. SANDERSON	J. GROVES		
2007/08	- B. PETTER	M. TRELOAR	C. RUSSELL	W. HADFIELD	A. BISHOP		
2008/09	- I. HASTIE	M. AINSWORTH	Z. STOKES	J. RATCLIFFE	M. DAVIS		
2009/10	- Jordan LEWIS	L. FRIEND	B. JACKSON	J. HADFIELD	A. BISHOP		
2010/11	- Dev ROYCE	S. EASON	L.FRIEND	A. PATCHING	B. BENTLEY		A. SIRGIANNIS
2011/12	- Dev ROYCE	Z. STOKES	N. HARRISON	B. TWADDLE	T. HICKEY		I. SIMPSON
2012/13	- S. MULLEN	B. TWADDLE	T. HICKEY	H. STEINFORT	A. PATCHING &		A. SIRGIANNIS
2013-14	- S. REIDY	B. TWADDLE	T. LEVICK	J. FORREST	S. MULLEN		
2014/15	- S. JEFFERIES	Z. STOKES	M. KIRKLAND	A. SIRGIANNIS	-		
2015/16	- N. VASEY	O. HILL	J. DEVLIN	S. THIELE	J. HADFIELD		
2016/17	- D. MANTHORPE	M. KIRKLAND	S. CALLOW	T. SANDERSON	B. MITCHELL		
2017/18	- J. LEWIS	A. KALZ	S. CALLOW	C. McGRATH	W. SANDERS		
2018/19	- J. LAWSON	B. TWADDLE	L. IRVING	G. MAKKAR	J.BELL		
2019/20	- S. FRANKLIN	B. TWADDLE	A. GRACE	A. PATCHING	X. LINDSAY		
2020/21	- O. HILL	L. BEALE	Z. STOKES	C. McGRATH	O.SANDERS		
2021/22	- J. LEWIS	D. FLEET	T. LEVICK	Archie FLEET	H. MEANEY		
2022/23	- J. NORMAN	A. KALZ	Z. STOKES	Mihir PATEL	G. MEANEY		
2023/24	- S. TAYLOR	B. TWADDLE	T. AGAR	R. SUVOLTOS	-		

BWCC Batting Average Winners

	FIRSTS	SECONDS
2022/23	Susan MEANEY	Rebecca WRIGHT
2023/24	Lauren MARINO	Rebecca WRIGHT

BWCC Bowling Average Winners

	FIRSTS	SECONDS
2022/23	Jaclyn SCENEAY	Julie HOLT
2023/24	Bianca DUFF	Jules HOLT

GCA Batting Average Winners

FIRSTS

1929/30	- District FIRSTS	- P.L. WILLIAMS	522 runs at	58 average
1930/31	- District FIRSTS	- F. JUST	628 runs at	89.7 average
1938/39	- District FIRSTS	- V.X. HASSETT	682 runs at	56.8 average
1941/42	- District FIRSTS	- V.X. HASSETT	520 runs at	74.3 average
1973/74	- District FIRSTS	- M. BOWTELL	354 runs at	70.8 average
1976/77	- District FIRSTS	- M. BOWTELL	458 runs at	91.6 average
1979/80	- District FIRSTS	- M. BOWTELL	735 runs at	73.5 average
1980/81	- District FIRSTS	- K. DAVIS	220 runs at	110 average
2001/02	- District FIRSTS	- R. KIDDLE	318 runs at	63.6 average
2003/04	- District FIRSTS	- R. KIDDLE	351 runs at	58.5 average

SECONDS

1971/72	- District SECONDS	- S. LUNN	237 runs at	47.40 average
1983/84	- District SECONDS	- T. MITCHELL	347 runs at	43.38 average
1986/87	- District SECONDS	- D. HICKLETON	261 runs at	52.2 average
2001/02	- District SECONDS	- J. REES	326 runs at	65.2 average
2002/03	- District SECONDS	- R. MITCHELL	466 runs at	66.57 average
2010/11	- District SECONDS	- R. FERGUSON	371 runs at	74.2 average

THIRDS

1966/67	- District THIRDS	- G. FARNSWORTH	158 runs at	158 average
1971/72	- District THIRDS	- G. BRIGGS	286 runs at	95.33 average
1989/90	- District THIRDS	- I. HASTIE	413 runs at	59 average
1990/91	- District THIRDS	- J. MULLER	273 runs at	34.1 average
2005/06	- District THIRDS	- A.LAVARS	672 runs at	56 average

FOURTHS

1962/63	- District FOURTHS	- R.F. MERRIMAN	345 runs at	43.10 average
1973/74	- District FOURTHS	- D. TAYLOR	393 runs at	39.3 average
1976/77	- District FOURTHS	- A. FOSTER *	354 runs at	70.80 average
1978/79	- District FOURTHS	- W. OMAN	289 runs at	72.25 average
1991/92	- District FOURTHS	- J. GARDNER	394 runs at	49.4 average
1995/96	- District FOURTHS	- A. HOOD	339 runs at	56.5 average
1978/79	- MASON SHIELD	- D. BAUM	211 runs at	36.8 average
2006/07	- District FOURTHS	- A. PATCHING	298 runs at	78.5 average
2021/22	- GCA1 FOURTHS	- M. SCOTT	443 runs at	110.75 average

FIFTHS

1985/86	- District FIFTHS	- P. DUFFIELD *	429 runs at	73.20 average
1986/87	- District FIFTHS	- G. CLARK *	341 runs at	48.71 average
1986/87	- District FIFTHS	- I. (Meggsie) Mc GREGOR	290 runs at	41.4 average
1992/93	- District FIFTHS	- M. MERRIMAN	316 runs at	63.2 average
1993/94	- District FIFTHS	- D. N. ROYCE	545 runs at	60.56 average
1996/97	- District FIFTHS	- G. CLARK	499 runs at	71.29 average
1998/99	- District FIFTHS	- K. HIGGINS	507 runs at	50.7 average
2004/05	- District FIFTHS	- S. LEWIS	339 runs at	37.67 average
2009/10	- District FIFTHS	- T. BOYLE	414 runs at	59.14 average
2013/14	- District FIFTHS	- T. LOGAN	621 runs at	69 average
2022/23	- GCA1 5ths	- A. SADOWY	334 runs at	66.8 average

SIXTHS

1982/83	- GOWTY SHIELD	- P. DUFFIELD **	369 runs at	41. average
2000/01	- District SIXTHS	- S. LEWIS	547 runs at	60.78 average
2005/06	- District SIXTHS	- J. CONNELLY	257 runs at	85.67 average
2010/11	- District SIXTHS	- A. PATCHING	368 runs at	46 average
2022/23	- GCA1 6ths	- C. GREEN	316 runs at	105.33 average

BWCC

2023/24	- C grade	- L. MARINO	347 runs at	69.4 average
---------	-----------	-------------	-------------	--------------

*Denotes played in the Fifth XI

**Denotes played in the Sixth XI

GCA Bowling Average Winners

FIRSTS

1928/29	- District FIRSTS	- P.L. WILLIAMS	28 wickets at 6.5 average
1935/36	- District FIRSTS	- L. CAMERON	26 wickets at 14.2 average
1936/37	- District FIRSTS	- D. Mc CABE-DOYLE	31 wickets at 11.5 average
1937/38	- District FIRSTS	- V.H. PROFITT	28 wickets at 8.3 average
1947/48	- District FIRSTS	- A.G. SCHOFIELD	35 wickets at 14.6 average
1951/52	- District FIRSTS	- A.G. SCHOFIELD	29 wickets at 6.9 average
1957/58	- District FIRSTS	- J. WAINWRIGHT	24 wickets at 11.4 average
1960/61	- District FIRSTS	- R.F. MERRIMAN	22 wickets at 12.77 average
1968/69	- District FIRSTS	- B.J. EDWARDS	28 wickets at 8.43 average
1972/73	- District FIRSTS	- R.F. MERRIMAN	28 wickets at 10.46 average
1975/76	- District FIRSTS	- G.P. WELLS	44 wickets at 10.40 average
1991/92	- District FIRSTS	- A. JEFFERIES	26 wickets at 14.90 average
2002/03	- District FIRSTS	- S. HUCKER	38 wickets at 10.95 average
2021/22	- GCA 1 FIRSTS	- George CHISHOLM	20 wickets at 10.3 average

SECONDS

1964/65	- District SECONDS	- W. GRIFFEN	13 wickets at 7.76 average
1968/69	- District SECONDS	- B. BAHR	53 wickets at 6.51 average
1981/82	- District SECONDS	- R. THOMPSON	31 wickets at 11.54 average
1989/90	- District SECONDS	- J. FISHER	39 wickets at 11.08 average
1994/95	- District SECONDS	- A. GOVE	23 wickets at 12.35 average

THIRDS

1958/59	- District THIRDS	- G. BENT	23 wickets at 5.96 average
1964/65	- District THIRDS	- D. FAREY	29 wickets at 7.69 average
1972/73	- District THIRDS	- I. SIMPSON	24 wickets at 11.17 average
1992/93	- District THIRDS	- G.P. WELLS	23 wickets at 9.13 average
2022/23	- GCA1 3rds	- A. KALZ	22 wickets at 10.32 average

FOURTHS

1963/64	- District FOURTHS	- R.F. MERRIMAN	62 wickets at 10.01 average
1975/76	- District FOURTHS	- G. BRIGGS *	22 wickets at 6.05 average
1976/77	- District FOURTHS	- G.L. CHISHOLM *	24 wickets at 6.04 average
1982/83	- District FOURTHS	- A. LEEDS	23 wickets at 11.30 average
1989/90	- District FOURTHS	- D. TUCKER	20 wickets at 10.25 average
2001/02	- District FOURTHS	- P. SMITH	20 wickets at 10.25 average
2022/23	- GCA1 4ths	- Z. STOKES	27 wickets at 13.7 average

FIFTHS

1981/82	- MASON SHIELD	- G.L. CHISHOLM *	56 wickets at 8.50 average
1985/86	- District FIFTHS	- G.L. CHISHOLM	36 wickets at 8.39 average
1988/89	- District FIFTHS	- C. WARREN	25 wickets at 13.88 average
1989/90	- District FIFTHS	- Chris CARROLL	23 wickets at 9.65 average
1994/95	- District FIFTHS	- C. WARREN	37 wickets at 13.34 average
1995/96	- District FIFTHS	- C. WARREN	20 wickets at 11.5 average
1998/99	- District FIFTHS	- P. ROBERTSON	33 wickets at 9.18 average
2003/04	- District FIFTHS	- W. HADFIELD	25 wickets at 15.12 average
2008/09	- District FIFTHS	- N. CLARK	15 wickets at 15.57 average
2009/10	- District FIFTHS	- J. HADFIELD	25 wickets at 9.84 average
2010/11	- District FIFTHS	- J. RATCLIFFE	24 wickets at 8.92 average

SIXTHS

1993/94	- District SIXTHS	- G.L. CHISHOLM	23 wickets at 10.74 average
2000/01	- District SIXTHS	- M. ANDERSON	33 wickets at 8.79 average
2011/12	- District SIXTHS	- T. HICKEY	29 wickets at 8.17 average
2012/13	- District SIXTHS	- N. CLARK	23 wickets at 13.96 average

SEVENTHS

2010/11	- District SEVENTHS	- A. SIRGIANNIS	26 wickets at 6.38 average
---------	---------------------	-----------------	----------------------------

*Denotes played in the Fifth XI

**Denotes played in the Sixth XI

GCA Batting Aggregate Leaders

FIRSTS

1911/12 - District FIRSTS	- G. SMART	399 runs at 44.3 average
1931/32 - District FIRSTS	- F. JUST	633 runs at 52.8 average
1933/34 - District FIRSTS	- V.X. HASSETT	624 runs at 56.7 average
1938/39 - District FIRSTS	- V.X. HASSETT	682 runs at 56.8 average
1940/41 - District FIRSTS	- H. HEARD	519 runs at 64.9 average
1941/42 - District FIRSTS	- V.X. HASSETT	520 runs at 74.3 average
1970/71 - District FIRSTS	- B.J. EDWARDS	467 runs at 51.9 average
1979/80 - District FIRSTS	- M. BOWTELL	735 runs at 73.5 average
1989/90 - District FIRSTS	- S. WELLS	516 runs at 43.0 average

SECONDS

1965/66 - District SECONDS	- G.M. WELLS	539 runs at 38.5 average
1966/67 - District SECONDS	- G.M. WELLS	373 runs at 31.1 average
1969/70 - District SECONDS	- G.M. WELLS	513 runs at 42.7 average
1979/80 - District SECONDS	- I.R.W. POULTON	445 runs at 44.5 average
1984/85 - District SECONDS	- M. MERRIMAN	522 runs at 52.2 average
1991/92 - District SECONDS	- G. ROSS	408 runs at 40.8 average
1998/99 - District SECONDS	- Dev ROYCE	347 runs at 57.83 average
2002/03 - District SECONDS	- R. MITCHELL	466 runs at 66.57 average
2005/06 - District SECONDS	- R. MITCHELL	554 runs at 34.62 average
2020/21 - District SECONDS	- S. MITCHELL	441 runs at 36.75 average
2022/23 - GCA1 2nds	- R. McKENNA	661 runs at 55.08 average

THIRDS

1966/67 - District THIRDS	- A.C. MARSHALL	471 runs at 47.1 average
1967/68 - District THIRDS	- A.C. MARSHALL	534 runs at 53.4 average
1968/69 - District THIRDS	- D. A. SHAW	451 runs at 50.1 average
1980/81 - District THIRDS	- D.N. ROYCE	504 runs at 45.8 average
1984/85 - District THIRDS	- D. BARNES	407 runs at 40.7 average
1989/90 - District THIRDS	- I. HASTIE	413 runs at 59.0 average
1999/00 - District THIRDS	- A. WINDT	391 runs at 43.44 average
2005/06 - District THIRDS	- A. LAVARS	672 runs at 56 average

FOURTHS

1962/63 - District FOURTHS	- R.F. MERRIMAN	345 runs at 43.1 average
1967/68 - District FOURTHS	- E. DORRITY	438 runs at 43.8 average
1991/92 - District FOURTHS	- J. GARDNER	349 runs at 49.9 average
1968/69 - District FOURTHS	- B. IVERMEE	463 runs at 35.6 average
1975/76 - District FOURTHS*	- B. FLANAGAN	517 runs at 39.7 average
1976/77 - District FOURTHS*	- A. FOSTER	354 runs at 70.8 average
2008/09 - District FOURTHS	- P. SHEAHAN	681 runs at 56.75 average

FIFTHS

1978/79 - MASON SHIELD*	- B. FLANAGAN	368 runs at 33.5 average
1984/85 - District FIFTHS	- P. DUFFIELD	439 runs at 73.2 average
1993/94 - District FIFTHS	- D.N. ROYCE	545 runs at 50.56 average
1998/99 - District FIFTHS	- K. HIGGINS	507 runs at 50.7 average
1999/00 - District FIFTHS	- R. ROBERTSON	432 runs at 33.23 average
2004/05 - District FIFTHS	- S. LEWIS	339 runs at 37.67 average
2013/14 - District FIFTHS	- T. LOGAN	621 runs at 69 average

SIXTHS

1980/81 - GOWTY SHIELD#	- R. JONES	528 runs at 48.0 average
2000/01 - District SIXTHS	- S. LEWIS	547 runs at 60.78 average
2010/11 - District SIXTHS	- A. PATCHING	368 runs at 46 average

*Denotes Club 5th XI #Denotes Club 6th XI

GCA Bowling Aggregate Leaders

FIRSTS

1911/12 - District FIRSTS	- G. SMART	46 wickets at	11.8 average
1933/34 - District FIRSTS	- A.G. SCHOFIELD	48 wickets at	15.8 average
1936/37 - District FIRSTS	- D. Mc CABE-DOYLE	31 wickets at	11.5 average
1947/48 - District FIRSTS	- A.G. SCHOFIELD	35 wickets at	14.6 average
1954/55 - District FIRSTS	- P. CRICHTON	32 wickets at	14.7 average
1975/76 - District FIRSTS	- G.P. WELLS	44 wickets at	10.4 average
1987/88 - District FIRSTS	- G.P. WELLS	40 wickets at	11.9 average
1999/00 - District FIRSTS	- G. CASTLE (equal)	34 wickets at	15.91 average

SECONDS

1968/69 - District SECONDS	- B. BAHR	53 wickets at	6.5 average
1989/90 - District SECONDS	- J. FISHER	39 wickets at	11.1 average
2003/04 - District SECONDS	- T.D. JARMAN (equal)	26 wickets at	11.96 average

THIRDS

1998/99 - District THIRDS	- D. Mc QUEEN	33 wickets at	15.06 average
2021/22 - GCA1 3rds	- D. FLEET	21 wickets at	13.9 average - equal most wickets
2022/23 - GCA1 3rds	- A. KALZ	22 wickets at	10.32 average

FOURTHS

1962/63 - District FOURTHS	- R.F. MERRIMAN	57 wickets at	8.4 average
1963/64 - District FOURTHS	- R.F. MERRIMAN	62 wickets at	10.0 average
1972/73 - District FOURTHS	- D. FAREY	38 wickets at	9.7 average
2005/06 - District FOURTHS	- T. CASBOULT (equal)	35 wickets at	9.31 average
2022/23 - GCA1 4ths	- Z. STOKES	27 wickets at	13.7 average

FIFTHS

1978/79 - MASON SHIELD*	- B. BAHR	44 wickets at	6.6 average
1985/86 - District FIFTHS	- G. CLARK	37 wickets at	11.5 average
1984/85 - District FIFTHS	- G.L. CHISHOLM	42 wickets at	14.8 average
2001/02 - District FIFTHS	- C. HOCKING	29 wickets at	16.03 average
2003/04 - District FIFTHS	- W. HADFIELD	25 wickets at	15.12 average
2010/11 - District FIFTHS	- J. RATCLIFFE	24 wickets at	8.92 average

SIXTHS

2011/12 - District SIXTHS	- T. HICKEY	29 wickets at	8.17 average
1980/81 - GOWTY SHIELD#	- G.L. CHISHOLM	59 wickets at	7.7 average
2010/11 - District SEVENTHS	- A. SIRGIANNIS	26 wickets at	6.38 average
2012/13 - District SIXTHS	- N. CLARK	23 wickets at	13.96 average

*Denotes Club 5th XI #Denotes Club 6th XI



Newtown & Chilwell Cricket Club
home of the two blues

Our Sponsors

KFC

MORTGAGE CHOICE

HARVEY'S OF HIGHTON

MOMENTUM FINANCIAL GROUP

METRICON

CONNECT TEL

GEELONG FINANCIAL GROUP

HERITAGE MEATS

GOLD DIGGERS ARMS HOTEL

MERCEDES-BENZ GEELONG

STINTON ADVISORY

DE GRANDI CYCLE & SPORT

WINKIPOP MEDIA

BTC MARKETS

M.C. HERD

GEELONG McGRATH ESTATE AGENTS

www.two-blues.com.au

The official organ of the Newtown & Chilwell Cricket Club - 51 seasons
Newtown & Chilwell Cricket Club – Celebrating 113 years & 108 premierships

Newtown and Chilwell Cricket Club Inc.



First Eleven Performances since 1910/11

Newtown & Chilwell Cricket Club - 1910/11

During 1997 the Geelong Cricket Association ratified the adoption by this club of the records of the Newtown and Chilwell Cricket Club 1910 to 1913. The records have been incorporated in our club records and statistics.

The Newtown and Chilwell Cricket Club competed in the Geelong Cricket Association for three seasons from 1910/11. The Club President was C.J. Cairns and the Secretary/Treasurer was A.A. Connor (who also played), while Eric Syer captained the team during those three seasons. In those three years the club played 23 games and used 45 players. Four teams East Geelong, Geelong West, South Geelong and Newtown and Chilwell competed in the GCA based on district boundaries. In season 1913/14 Geelong entered two teams in the Victorian Sub-District competition and the turf grounds available for local matches were reduced.

The turf competition disbanded until 1928/29 when the GCA was reformed.

The game results were as such;

	Games Played	Wins		Losses		Draws	Ties	For Wkts/Runs	Against Wkts/Runs	Position Finished
		First	Out-	First	Out-					
1910/11	6	2	-	1	3	-	-	115/1099	92/1202	3 rd of 4 teams – no finals
1911/12	9	4	1	2	1	1	-	121/2366	105/2008	3 rd of 4 teams – no finals
1912/13	8	3	-	2	3	-	-	117/1488	77/1454	3 rd of 4 teams – no finals
TOTAL	23	9	1	5	7	1	-	343/4953	274/4664	

CENTURY

- G.Smart 100 versus South Geelong on 10/1/12

FIFTIES

4	- E.Syer	83, 83, 73, 50
3	- G.Smart	74 not out, 63 not out, 63
2	- Buxton	59, 51
	- A.Baird	56, 53 not out
1	- J.C.Betheras	94 not out
	- E.Rankin	52 (on debut)

FIVE or MORE WICKETS IN AN INNINGS

5	- G.Smart	7/69, 5/39, 9/73, 5/65, 7/47, 6/41
2	- E.Opie	7/26 (on debut), 5/37
1	- A.David	5/39
	- E.Rankin	5/25
	- C.Cousins	6/14

CATCHES

9	- E.Syer
5	- H.Lawler
4	- P.Campbell, A.David, N.David, R.Scott, Dr. Elvins, C.Purnell
3	- G.Yalland, C.Cousins, A.Anderson, A.Brewer
2	- A.A.Connor, R.F.Hodges, E.Webber, G.Smart
1	- A.Baird, J.C.Betheras, C.Cameron, Storrer, Longden, E.Opie, Urbahns, E.Rankin

STUMPINGS

7	- J.Robertson
1	- G.Yalland

OUTSTANDING PERFORMANCES

- J.C.Betheras carried the bat making 94 not out in a total of 206 against East Geelong on 25/11/11.
- G.Smart made 63 not out and 10 and took 9 for 73 against East Geelong in round 3, 1911/12.
- In 1911/12 G.Smart took 46 wickets at 11.8 average taking five wickets or more on 5 occasions. He also made 409 runs at 40.9 including three fifties and a century against South Geelong.

DUCKS/PAIRS

8	- A.A.Connor (in 23 hits)
5	- G.Yalland (10 hits) one pair
4	- C.Purnell (12 hits) one pair
	J.Robertson (18)
	G.Scott (8) one pair
3	- R.F.Hodges
	H.Lawler one pair
	R.Scott one pair
2	- A.Anderson, Burrows, C.Cousins, N.David, J.Lawler, E.Opie, E.Syer, E.Taylor, Urbahns, S.Richardson, D.Lee (one pair)
1	- A.Baird, J.C.Betheras, A.Brewer, Buxton, C.Cameron, N.Clutterbuck, E.Newling, Wall, W.Taylor, E.Webber, G.Smart, S.Campbell.

First XI Performances

The following pages contain a run down of the performances of the First Eleven since 1910/11. Newtown and Chilwell is the only club to have competed in all playing seasons since the Geelong Cricket Association was established in 1896 and reformed in 1928/29.

During those years the Club has played a total of 1145 games in District Firsts winning 20 First XI premierships from 28 grand final appearances.

The great success of the Club can be judged by the fact that the First XI has made the final four in 51 of the 96 seasons.

The win/loss record reads as such:

WON - 562 games (39 outright) = 49.08
 LOST - 454 games (23 outright) = 39.65
 DRAWN - 120 games
 TIED - 7 games
 FORFEIT - 2 games

A total of 556 players have played in the First Eleven including 45 from season 1910/11 to 1912/13.

The First XI has totalled **236,883 runs** for the loss of **10,266 wickets** at an average of 23.07 runs per wicket.

10,761 opposition wickets have been claimed for **214,479 runs** (19.93 per wicket) during the 96 seasons leaving an **all time percentage of 1.1576 after 1145 games.**

Below is listed the captaincy records of the 50 team leaders and the following page features season-by-season statistics.

	Games		Wins		Losses		Draws	Ties	P'ships	Wins %	Losses %
	as Captain	Seasons	1st Inn.	Outright	1st Inn.	Outright					
Vin X. HASSETT	119#	11	50	11	36	4	16	-	One	50.83	33
Rod KIDDLE	73	6	40	-	27	-	6	-	Two	54.79	36.98
Robert F. MERRIMAN	68	6	39	1	24	-	2	2	One	58.82	35.29
Dylan HODGE #10, #13	62	5	26	-	25	-	9	2	-	41.94	40.32
Bruce NUNN	48	4	27	-	16	-	4	-	Two	56.25	33.33
A. Paul ANDERSON	46	4	18	1	20	-	7	-	-	41.3	43.48
John MULROYAN	43	4	14	1	24	-	4	-	Two	34.88	55.81
David A. SHAW	43	4	11	1	28	2	1	-	One	27.91	69.77
Ken H. DAVIS	42	3	30	-	8	-	4	-	Three	71.43	19.05
Greg P. WELLS	40	3	23	1	10	-	6	-	-	60	25
Stephen D. WELLS ##	39	3	19	-	15	-	4	1	One	48.72	38.46
Ben NEVILLE	36	3	6	-	20	-	10	-	-	16.67	55.56
Gavin CASTLE	33	3	17	-	14	-	1	1	-	51.51	42.42
A. George SCHOFIELD	32	3	14	5	5	3	5	-	-	59.38	25
Eric SYER	23	3	9	1	5	7	1	-	-	43.48	52.17
Michael J. BOWTELL	27	2	17	1	6	-	3	-	Two	66.67	22.22
Barry TSITAS	25	2	10	1	13	-	2	-	-	40	52
Marc CARSON	25	2	5	-	17	-	3	-	-	20	68
T. Arthur DAVID	23	2	10	5	8	-	-	-	One	65.22	34.78
Rae SINCLAIR	23	2	12	4	3	1	3	1	One	69.57	17.39
Shane FRANKLIN	23	2	13	-	9	-	-	-	-	56.52	36.13
Frank JUST*	20	2	4	-	10	2	4	-	-	20	60
Riley FERGUSON	19	2	8	-	11	-	-	-	-	42.11	57.89
Tim CLARK **	14	1	5	-	8	-	1	-	-	35.71	57.14
Chris J. LYNCH	14	1	12	-	2	-	-	-	One	85.71	14.29
Geoff G. OMAN	13	1	9	-	3	-	1	-	-	62.29	23.08
Len REID	13	1	7	-	5	-	1	-	One	53.85	38.46
Steve J. HEDLEY	12	1	5	2	5	-	-	-	One	58.33	41.67
George CHISHOLM #9	16	1	8	-	8	-	-	-	-	50	50
Brett GOGGIN ###	11	1	5	-	5	-	1	-	-	45.45	45.45
Bernie J. MORGAN	11	1	4	-	5	-	2	-	-	36.36	45.45
Trevor EGAN	11	1	4	-	5	-	2	-	-	36.30	45.45
A (Ike). J. GOSBELL	11	1	5	1	1	-	4	-	-	54.54	9.09
Darren FLEET	11	1	2	-	8	1	1	-	-	18.18	72.73
Murray BOX	11	1	4	1	4	1	1	-	-	45	45

Below is listed the captaincy records of the 47 team leaders and the following page features season-by-season statistics.

	Games	Seasons	Wins		Losses		Draws	Ties	P'ships	Wins %	Losses %
			as Captain	1st Inn. Outright	1st Inn.	Outright					
Phil L.WILLIAMS	10	1	6	-	4	-	-	-	-	60	40
Geoff M. WELLS	10	1	5	-	3	-	2	-	-	50	30
Laurie De GOLDI	10	1	5	-	4	-	1	-	-	50	40
Russell MITCHELL##	6	1	4	-	2	-	-	-	-	66.67	33.33
George RHODES #12	6	-	2	-	2	-	2	-	-	33.33	33.33
Justin FOSS	4	1	2	-	2	-	-	-	-	50	50
Cooper BINGHAM #11	4	-	2	-	1	-	1	-	-	50	-
Chris CAMPBELL #2	3	-	2	-	-	-	1	-	-	66.67	-
Cam ALFORD #6	2	-	1	-	1	-	-	-	-	50	50
Harvey STEPHENSON#4	1	-	-	1	-	-	-	-	-	100	-
Devon ROYCE #5	1	-	-	-	1	-	-	-	-	-	100
Brad YOUNG	1	-	1	-	-	-	-	-	-	100	-
Jordan CLARK #7	1	-	-	-	1	-	-	-	-	-	100
Yves ROUSSETY #8	1	-	-	-	1	-	-	-	-	-	100
Patrick McKENNA #13	1	-	-	-	1	-	-	-	-	-	100

*Note: F. Just captained the "B" side in 1937/38.

Note: Two games were forfeited during 1941/42.

#2Note: In 1993/94 C. Campbell captained for 3 games (2 wins, 1 draw) and S.Wells captained for 3 games.

#3Note: In 1994/95 B. Young captained for 1 game for one win.

#4Note: In 2003/04 H. Stephenson captained the last round match winning outright against Lara.

**Note: In 2007/08 T. Clark captained two matches winning against North Geelong and Bell Post Hill. He again captained in the 2008/09 season.

#5: Devon Royce captained one game in season 2008/09 (round 13).

#6: In 2013/14 Justin Foss and Riley Ferguson were appointed captain (due to injuries). Cam Alford captained for two games.

#7: Jordan Clark captained one match against Geelong City in season 2016/17.

#8: Yves Roussety captained one match against Grovedale in season 2016/17.

#9: John Simson captained one match versus Lara in season 2018/19.

#10 George Chisholm captained two games in 2019/20.

#11 Cooper Bingham captained the last two matches (rounds 17 & 18) of the 2020/21 season when Dylan Hodge was injured and rounds 1 & 2 in 2021/22.

#12 George Rhodes captained six matches in season 2022/23 when Dylan Hodge was injured.

#13 Patrick McKenna captained one match (round 11) in 2023/24.



Skipper Dylan Hodge in action.

First XI Performances

	Games Played	Wins		Losses		Draws	Ties	For Wkts/Runs	Against Wkts/Runs	Position Finished
		First	Outright	First	Outright					
1910/11	6	2	-	1	3	-	-	115/1099	92/1202	3 rd out of 4 teams
11/12	9	3	1	2	1	1	-	121/2366	105/2008	3 rd out of 4 teams
12/13	8	3	-	2	3	-	-	117/1488	77/1454	3 rd out of 4 teams
TOTAL 1910/11 to 1912/13		no finals								
	23	7	1	5	7	1	-	343/4953	274/4664	

	Games Played	Wins		Losses		Draws	Ties	For Wkts/Runs	Against Wkts/Runs	Position Finished
		First	Outright	First	Outright					
1928/29	12	4	4	4	-	-	-	130/2468	168/2274	PREMIERS
29/30	11	6	1	4	-	-	-	123/2488	135/2256	SEMIS
30/31	10	6	-	4	-	-	-	105/2555	120/2430	SEMIS
31/32	10	3	-	6	-	1	-	122/2354	88/2233	5 TH of 6
32/33	11	7	-	2	-	2	-	100/2124	115/2198	SEMIS
33/34	11	6	-	4	-	1	-	107/2236	125/2220	SEMIS
34/35	12	4	1	3	1	2	-	127/3055	108/2101	PREMIERS
35/36	12	5	2	5	-	-	-	110/2949	151/2926	PREMIERS
36/37	10	2	1	5	-	2	-	75/1987	84/1665	7 TH of 8
37/38 - A	10	5	1	3	-	1	-	89/2104	113/1744	SEMIS #1
37/38 - B	10	1	-	4	2	3	-	123/1670	56/1866	6 TH of 8
38/39	10	4	-	3	1	2	-	113/2679	95/2194	4 TH #2
39/40	11	8	2	-	1	-	-	125/3083	145/2022	RUNNERS UP
40/41	10	3	2	3	-	2	-	90/2164	115/1944	SEMIS
41/42	10	3	4	3	-	-	-	77/2008	98/1659	SEMIS
1942 to 1945 Play abandoned due to World War II										
1945/46	11	7	-	2	1	1	-	122/2496	155/2591	RUNNERS UP
46/47	11	5	-	3	1	2	-	122/2649	89/2398	SEMIS
47/48	11	5	1	1	-	4	-	71/2218	122/2462	SEMIS
48/49	12	5	4	2	-	1	-	107/3181	161/2459	PREMIERS
49/50	11	7	-	1	1	2	-	113/2399	117/1851	RUNNERS UP
50/51	11	2	3	2	1	3	-	115/2129	137/2415	SEMIS
51/52	12	5	2	4	-	1	-	161/2851	174/2117	RUNNERS UP
52/53	11	5	-	3	1	2	-	105/1684	87/1678	SEMIS
53/54	10	5	-	3	-	2	-	83/1564	88/1777	SEMIS
54/55	10	1	-	9	-	-	-	98/1374	80/1835	LAST
55/56	12	6	1	4	1	-	-	157/2717	135/2264	PREMIERS
56/57	10	3	-	6	1	-	-	117/1905	95/1847	5 TH of 6
57/58	11	4	1	4	1	1	-	108/1934	115/2111	SEMIS
58/59	12	6	1	4	-	1	-	96/1782	103/2066	PREMIERS
59/60	13	7	-	5	-	1	-	121/2313	136/2387	PREMIERS
60/61	13	8	-	4	-	1	-	114/2323	126/2446	PREMIERS
61/62	9	-	-	8	-	1	-	126/1926	91/2320	LAST
62/63	9	-	-	8	-	1	-	95/1542	55/1984	LAST
63/64	11	1	-	9	-	1	-	107/1569	68/2017	LAST
64/65	10	5	-	4	-	1	-	94/1953	91/2254	5 TH of 8
65/66	11	2	-	7	-	2	-	101/1698	84/2101	6 TH of 8
66/67	11	2	1	5	-	3	-	97/1738	97/1674	8 TH of 10
67/68	11	5	-	5	-	1	-	78/2016	106/2354	5 TH
68/69	13	9	-	3	-	1	-	108/2388	144/2143	RUNNERS UP
69/70	12	8	-	4	-	-	-	109/1845	142/2060	SEMIS
70/71	10	3	-	5	-	2	-	75/1699	77/1980	6 TH
71/72	12	7	-	5	-	-	-	115/2061	133/2233	SEMIS
72/73	11	5	1	5	-	-	-	90/1833	125/1844	5 TH #3
73/74	12	10	-	1	-	1	-	88/2426	120/1894	PREMIERS
74/75	12	5	-	4	-	1	2	99/2116	97/1979	6 TH #4
75/76	13	9	-	3	-	1	-	91/1871	125/1844	RUNNERS UP
76/77	13	8	-	2	-	3	-	129/2581	94/1440	SEMIS
77/78	14	7	-	5	-	2	-	128/2597	124/2050	RUNNERS UP
78/79	14	9	1	1	-	3	-	76/2495	126/1881	PREMIERS
79/80	13	11	-	1	-	1	-	113/3316	124/2548	PREMIERS
80/81	14	11	-	1	-	2	-	91/2597	117/1995	PREMIERS
81/82	15	8	-	6	-	1	-	121/2935	141/2455	PREMIERS
82/83	13	8	-	5	-	-	-	117/2981	144/2882	PREMIERS
83/84	14	12	-	2	-	-	-	118/3120	130/2235	PREMIERS
84/85	13	8	1	3	-	1	-	111/2869	124/2285	RUNNERS UP
85/86	11	4	-	5	-	2	-	123/2058	97/1720	8 TH of 12
86/87	12	6	-	5	-	1	-	78/1731	86/1809	SEMIS

First XI Performances

	Games Played	Wins		Losses		Draws	Ties	For Wkts/Runs	Against Wkts/Runs	Position Finished
		First	Outright	First	Outright					
1987/88	13	9	-	2	-	1	1*	111/2612	124/2366	PREMIERS
88/89	11	4	-	6	-	1	-	94/1885	100/2087	8 TH of 12
89/90	13	12	-	1	-	-	-	102/2699	137/2389	PREMIERS
90/91	11	3	-	8	-	-	-	108/2031	106/2433	7 TH of 8
91/92	13	9	-	2	-	1	1	95/2802	119/2473	PREMIERS
92/93	11	3	-	5	-	3	-	89/1945	92/1899	6 TH of 8
93/94	12	6	-	4	-	2	-	106/2498	95/2297	FOURTH
94/95	11	5	-	5	-	1	-	88/2201	83/2424	FIFTH
95/96	11	4	-	5	-	2	-	98/2440	83/2414	SEVENTH
96/97	11	6	-	5	-	-	-	101/2236	111/2118	FIFTH
97/98	11	6	-	4	-	-	1	108/2140	108/2316	FIFTH
98/99	11	5	-	5	-	1	-	82/1811	98/2183	SEVENTH
99/00	13	8	-	4	-	1	-	116/2836	132/2612	PREMIERS
2000/01	13	9	-	3	-	1	-	102/2405	111/2100	PREMIERS
01/02	12	8#	-	3	-	1	-	85/2685	114/2480	THIRD
02/03	12	7	-	5	-	-	-	107/2423	111/1703	FOURTH
03/04	11	5	1	5	-	1	-	97/1898	110/1627	EIGHTH
04/05	13	3	1	7	-	2	-	110/2254	111/2074	13 th of 20
05/06	15	5	1	7	-	2	-	101/2820	129/3143	9 th of 16
06/07#	10	4	-	6	-	-	-	102/2324	73/2239	13 TH of 14
07/08	13	4	-	8	1	1	-	119/2244	116/2759	10 th of 14
08/09	13	3	-	9	-	1	-	139/2639	95/3193	11 th of 12
09/10	13	-	-	10	-	3	-	127/1552	77/2900	LAST of 12
10/11	12	2	-	5	-	5	-	73/1811	64/1815	9 th of 12
11/12	11	4	-	5	-	2	-	78/1823	86/2145	7 th of 12
12/13	11	5	-	6	-	-	-	92/2441	101/2609	7 th of 12
13/14	14	6	-	8	-	-	-	129/2933	126/2953	SIXTH
14/15	13	2	-	10	-	1	-	114/2458	81/2761	LAST of 12
15/16	12	3	-	7	-	2	-	98/1769	89/2468	10 th OF 12
16/17	13	7	-	6	-	-	-	119/2411	125/2465	6 th of 12
17/18#	12	6	-	5	-	1	-	111/2857	93/2249	5 th of 10
18/19	14	8	-	6	-	-	-	116/2673	109/2712	3 rd of 10
19/20#	13	3	-	8	-	2	-	108/1754	84/2456	9 th of 10
20/21#	18	7	-	7	-	2	2	122/2725	142/2638	5 th of 10
21/22	14	5	-	6	-	3	-	90/1906	91/1923	7 th of 10
22/23	15	8	-	4	-	3	-	99/2653	101/2763	4 th of 8
23/24	15	6	-	8	-	1	-	104/2428	124/3361	4 th of 8
TOTALS;	11455	563	(39)	460	(23)	120	7	10,266 wickets 236,883 runs	10,761 wickets 214,479 runs	

- NOTE
- #1 N & CCC fielded two turf sides in 1937/38.
 - #2 The Club finished fourth but there were no semi finals, the top two sides played off for the premiership.
 - #3 Finished in 5th place equal on points with fourth but with lesser percentage (just 0.03%)
 - #4 The Club narrowly missed the final four after recording ties in the final two home and away matches. Also lost an earlier match by one run.
 - * Tied result was recorded in the semi final but as the Club finished on top of the ladder we advanced to the final.
 - #5 The club forfeited two games, unable to field a team due to the war effort.
 - #6 The club lost the round 2 match against East Belmont but was awarded the match points after it was proven that East Belmont had played an ineligible player.
 - #7 The 2006/07 season was shortened to 10 rounds (mainly one day matches) and one day semi and grand finals due to drought and ground closures.
 - #8 The 2017/18 season saw the competition reduced to 10 teams.
 - #9 In season 2019/20 no finals were played due to the abandonment of the season at the end of the home and away matches due to the COVID-19 pandemic.
 - #10 In season 2020/21 and 2021/22 all matches were one day games due to COVID-19 restrictions.
 - #11 In season 2022/23 all matches were one day games due to the first five Saturdays of the season being washed out.

First XI Performances

WIN /LOSS against all clubs

	FIRST PLAYED	SEASONS	GAMES	WON	LOST	DRAWN	TIED	WON PERCENTAGE	LOST PERCENTAGE
ALEXANDER THOMSON	2004/05	1	-	-	1	-	-	-	-
BELLARINE	1951/52	4	7	4 (1)	2	1	-	57.14	28.57
BELL PARK	1999/00	3	3	3 (1)	-	-	-	100	-
BELL POST HILL	1985/86	27	34	18	12	4	-	52.94	35.29
CHANEL COLLEGE	1964/65	6	8	6 (1)	-	2	-	75	-
CORIO	1951/52	20	39	18 (1)	19	2	-	46.15	48.72
CYMS	1947/48	4	7	5 (2)	1	1	-	71.43	14.29
EAST GEELONG	1910/11	3	7	1	6 (2)	-	-	14.29	85.71
EAST GEELONG	1934/35	2	5	2 (2)	2	1	-	40	40
EAST BELMONT	1966/67	58	74	29	39	5	1	39.19	52.70
EXCELSIOR MILL	1939/40	2	2	2 (2)	-	-	-	100	-
FEDERAL MILL	1936/37	6	10	5 (1)	5 (1)	-	-	50	50
FORD Motor Company	1936/37	11	21	13 (4)	4 (1)	4	-	61.9	19.5
GEELONG CITY	1928/29	68	110	51 (2)	44 (1)	13	2	46.46	40
GEELONG FOOTBALLERS	1928/29	15	26	12 (1)	10 (1)	4	-	46.15	38.46
GEELONG WEST	1910/11	3	8	6 (1)	1 (1)	1	-	75	14.29
GEELONG WEST	1928/29	47	72	36 (1)	27	9	-	50	37.5
G.W.C. & F.C.	1945/46	35	64	29 (3)	28 (1)	7	-	45.31	43.75
GROVEDALE	1985/86	38	51	19	23 (1)	9	-	37.25	45.09
HIGH SCHOOL EAST	1936/37	9	15	7	6	2	-	46.67	40
HIGHTON	1995/96	15	18	11 (1)	3	3	1	61.11	16.67
INTERNATIONAL HARVESTER	1939/40	5	7	5 (2)	1	1	-	71.43	14.28
LARA	1950/51	40	49	29 (3)	13	7	-	59.18	26.53
LEOPOLD	1955/56	62	90	43 (1)	39 (1)	7	1	47.78	43.33
MANIFOLD HEIGHTS	1998/99	9	9	5	3	1	-	55.56	33.33
MURGHEBOLUC	2013/14	7	11	6	5	-	-	55.55	44.45
NEWCOMB & DISTRICT	2003/04	5	5	2	3	-	-	40	60
NEWTOWN & CHILWELL "B"	1937/38	1	1	1	-	-	-	100	0
NORTH GEELONG	1928/29	72	108	47 (3)	52 (1)	9	-	43.52	48.15
NORTH SHORE	1966/67	19	26	18 (1)	6	1	1	69.23	23.08
St JOSEPHS	1964/65	61	72	35	28	9	-	48.61	38.89
SOUTH BARWON	1951/52	64	93	39 (1)	44 (3)	9	1	41.94	47.31
SOUTH GEELONG	1910/11	3	8	3	5 (4)	-	-	37.5	62.50
SOUTH GEELONG	1928/29	12	22	13 (1)	8	1	-	59.09	36.36
St PETERS	1997/98	9	10	4	6	-	-	40	60
THOMSON	1970/71	22	31	24	5	2	-	77.42	16.13
TORQUAY	2005/06	3	3	2	1	-	-	66.67	33
VALLEY MILL	1948/49	3	5	4 (2)	-	1	-	80	-
TOTAL	1910/11	96	1145	562 (39)	454 (21)	120	7	49.08	39.65

Note - outright wins/losses are in brackets.



First XI Record Scores

HIGHEST TEAM SCORES BY NEWTOWN & CHILWELL

9/531	versus Geelong West	in the semi, 1939/40
8/451	versus North Geelong	in the semi, 1934/35
4/421	versus Thomson	in round 2, 1979/80
415	versus South Geelong	in round 7, 1935/36
7/398	versus Geelong West	in round 10, 1930/31
7/384	versus South Barwon	in round 8, 1995/96
384	versus Geelong Footballers	in grand final, 1935/36
8/383	versus North Geelong	in round 2, 1938/39
7/375	versus Excelsior Mill	in round 9, 1939/40
374	versus South Geelong	in semi, 1928/29
373	versus Geelong West	in grand final 1948/49
5/372	versus East Belmont	in round 5, 1985/86
372	versus Leopold	in round 7, 2017/18
6/355	versus Highton	in round 10, 1999/2000

LOWEST TEAM SCORES BY NEWTOWN & CHILWELL

22	versus Geelong West	in round 10, 1940/41
23	versus Geelong Footballers	in round 3, 1931/32
23	versus International Harvester	in round 1, 1945/46
35	versus South Geelong	in round 6, 1910/11
35	versus Geelong City	in round 3, 1956/57
39	versus North Geelong	in round 4, 1934/35
38	versus East Geelong	in round 2, 1910/11
40	versus GWC & FC	in round 3, 1946/47
42	versus South Barwon	in round 11, 1965/66
46	versus South Geelong	in round 6, 1910/11
49	versus South Barwon	in round 11, 1951/52
	also by the Newtown and Chilwell "B" team	
26	versus Geelong West	in round 2, 1937/38
37	versus Newtown & Chilwell "A"	in round 1, 1937/38.

HIGHEST TEAM SCORES BY OPPOSITION

536	by Geelong West	in grand final, 1950/51
444	by Geelong West	in semi, March 1947/48
8/427	by Leopold	in round 5, 1964/65
412	by Corio	in semi, 1953/54
395	by Geelong Footballers	in round 9, 1930/31
6/392	by High School East	in round 9, 1946/47
9/392	by South Barwon	in round 4, 2008/09
7/389	by St Josephs	in round 5, 2008/09
374	by Geelong Footballers	in round 7, 1936/37
373	by East Belmont	in round 13, 2008/09
6/372	by East Belmont	in round 10, 1995/96
6/372	by North Geelong	in round 13, 2014/15
364	by Geelong Footballers	in round 5, 1938/39
351	by Federal Mills	in semi final 1940/41
6/350	by Grovedale	in round 6, 1995/96

LOWEST TEAM SCORES BY OPPOSITION

13	by GWC & FC	in round 9, 1958/59
25	by Geelong City	in round 2, 1978/79
26	by Excelsior Mill	in round 6, 1940/41
28	by Bell Park	in round 3, 2004/05
35	by South Barwon	in semi final 1979/80
36	by Lara	in round 8, 1950/51
37	by Geelong West	in round 10, 1928/29
37	by Newtown and Chilwell "B"	in round 1, 1937/38
44	by GWC & FC	in semi, 1977/78
44	by North Shore	in round 1, 1968/69
46	by Highton	in round 10, 2001/02
49	by Chanel	in round 11, 1966/67

First XI Performances

HIGHEST/LOWEST against all clubs

	HIGHEST by N & CCC	LOWEST	HIGHEST against N & CCC by opposition	LOWEST
ALEXANDER THOMSON	-	-	154	154
BELLARINE	233	125	244	55
BELL PARK	270	5/178	214	28
BELL POST HILL	6/325	51	7/323	83
CHANEL COLLEGE	6/315	3/83	7/183	49
CORIO	305	83	412	65
CYMS	298	75	9/244	55
EAST GEELONG (1910/11)	6/224	38	240	57
EAST GEELONG (1934/35)	5/340	96	256	95
EAST BELMONT	5/372	60	373	56
EXCELSIOR MILL	7/375	9/181	118	26
FEDERAL MILL	9/237	62	351	70
FORD Motor Company	4/346	98	279	74
GEELONG CITY	320	35	4/333	25
GEELONG FOOTBALLERS	384	23	374	51
GEELONG WEST (1910/11)	6/236	64	5/226	53
GEELONG WEST (1928/29)	9/531	22	536	37
G.W.C. & F.C.	9/364	40	374	13
GROVEDALE	8/295	92	6/350	72
HIGH SCHOOL EAST	4/289	82	6/392	55
HIGHTON	6/355	124	4/238	46
INTERNATIONAL HARVESTER	358	23	149	61
LARA	9/320	112	9/331	36
LEOPOLD	372	55	8/427	56
MANIFOLD HEIGHTS	8/214	1/76	232	73
MURGHEBOLUC	9/260	72	296	129
NEWCOMB & DISTRICT	269	91	243	156
NEWTOWN & CHILWELL "B"	9/135	9/135	37	37
NORTH GEELONG	8/451	39	6/372	60
NORTH SHORE	322	71	8/265	44
SOUTH BARWON	7/384	42	392	35
SOUTH GEELONG (1910/11)	331	35	280	52
SOUTH GEELONG (1928/29)	415	70	258	54
St JOSEPHS	339	102	7/389	58
St PETERS	5/324	69	6/270	70
THOMSON	4/421	93	235	70
TORQUAY	239	9/171	207	121
VALLEY MILL	7/279	8/99	7/170	54

The great run chases by the 1st XI

- N&C 3/342 defeated South Barwon 9cc/337 round12, 2023/24.
- N&C 8/290 defeated St Josephs 2/287 round 3, 2016/17.
- N&C 6/283 defeated East Belmont 4/281 round 8, 2006/07.
- N&C 8/270 defeated North Geelong 8/268 semi,1999/2000.
- N&C 5/255 defeated Leopold 252 round 12, 2018/19.
- N&C 7/247 defeated Lara 9/241 round 8, 1997/98.

The greatest loss in a run chase was in round 3 in 2001/02 when North Geelong 5/286 chased down the Two Blues' 8/280.

First XI Players

During the 96 playing seasons of the N&CCC a total of 556 players have played in the First XI.
The following listing is in order of player appearance and season.

Player	First played	Player	First played	Player	First played
1 Eric Syer	1910/11	51 Frank Fegan	1928/29	101 J. Home	1937/38
2 Jack Robertson	1910/11	52 Stan Wall	1928/29	102 J. Russell	1937/38
3 Alec Brewer	1910/11	53 Vic H. Profitt	1928/29	103 W. (Dick) Carroll	1937/38
4 A. Anderson	1910/11	54 William S. Carr	1928/29	104 J. Hobbs	1937/38
5 George Scott	1910/11	55 R. (Dick) Hassett	1928/29	105 D. Farey	1937/38
6 R. Scott	1910/11	56 Henry 'Larry' Byrne	1928/29	106 Frank Ballis	1937/38
7 Dr. Elvins	1910/11	57 Syd Grenfell	1928/29	107 Jim Laidlaw	1937/38
8 G. Yalland	1910/11	58 Frank C. Addison	1928/29	108 G. (Logie) Smith	1937/38
9 Alec A. Connor	1910/11	59 Vic Wall	1928/29	109 Keith Busbridge	1937/38
10 T.Arthur David	1910/11	60 H. (Bert) Buckley	1928/29	110 George Farey	1937/38
11 Storrer	1910/11	61 Vin X. Hassett	1929/30	111 Ron Redpath	1937/38
12 A.G. (Terry) Baird	1910/11	62 Jim Maddern	1929/30	112 Noel Hobbs	1937/38
13 Charlie Cousins	1910/11	63 Syd J. Hedley	1929/30	113 Cliff Rankin	1937/38
14 Ernest Newling	1910/11	64 Frank Copplestone	1929/30	114 Russell Higgins	1938/39
15 Wall	1910/11	65 C.K. Wright	1929/30	115 William Clubb	1938/39
16 E. (Ted) Rankin	1910/11	66 Clive Coles	1929/30	116 David Higgins	1938/39
17 R. F. Hodges	1910/11	67 Frank Just	1930/31	117 Geoff Higgins	1938/39
18 J. C. Betheras	1910/11	68 James Cowperthwaite	1930/31	118 David Kirton	1938/39
19 Charles Cameron	1910/11	69 Thomas McKay	1930/31	119 R. Stewart	1939/40
20 N. Clutterbuck	1910/11	70 Stewart Reid	1930/31	120 Cyril Cowperthwaite	1939/40
21 Harry Lawler	1910/11	71 Neil Shannon	1931/32	121 Alec J. Turnball	1939/40
22 Colin Purnell	1911/12	72 Stan Robson	1931/32	122 Jack Jaques	1939/40
23 B. Buxton	1911/12	73 Matthew Wright	1931/32	123 Allan Holdsworth	1939/40
24 A.M. McRoberts	1911/12	74 Jack Bruton	1931/32	124 Vic Nankervis	1939/40
25 George Smart	1911/12	75 A. Laurie Dean	1931/32	125 Syd McGibbon	1939/40
26 Edmund Webber	1911/12	76 Clem de Garis	1931/32	126 Jack Lowthian	1940/41
27 Wilson	1911/12	77 Mac Cochrane	1931/32	127 J. Hope	1940/41
28 S. Campbell	1912/13	78 Eric Looker	1931/32	128 Warren Callender	1940/41
29 Eric Opie	1912/13	79 Keith McKewan	1932/33	129 William Knox	1940/41
30 Birnie J.I.	1912/13	80 Noel Palmer	1932/33	130 Doug Orchard	1940/41
31 N. David	1912/13	81 Frank Hedlam	1932/33	131 W.H.(Bill) Orchard	1940/41
32 Burrows	1912/13	82 Harry Benns	1932/33	132 A.J. (Ike) Gosbell	1940/41
33 Peter Campbell	1912/13	83 Lindsay Cameron	1932/33	133 Harry Heard	1940/41
34 V. David	1912/13	84 A. George Schofield	1933/34	134 Derek Thomas	1940/41
35 Downie	1912/13	85 Jack Hirst	1933/34	135 J. Roach	1940/41
36 Jack Lawler	1912/13	86 R. Bradbury	1933/34	136 Lyle Hill	1941/42
37 D. Lee	1912/13	87 J. Des McCabe-Doyle	1934/35	137 Tom Barnes	1941/42
38 Longden	1912/13	88 George A.C. Milne	1934/35	138 Don Roydhouse	1941/42
39 McNair	1912/13	89 Norm Jones	1933/34	139 Alf Nance	1941/42
40 S. Richardson	1912/13	90 Doug Rankin	1935/36	140 Ken Nicholson	1941/42
41 P. Sampford	1912/13	91 Vic Schofield	1935/36	141 W (Bill) Anderson	1941/42
42 O. Smith	1912/13	92 Godfrey Hirst	1935/36	142 C. Connery	1941/42
43 Eric Taylor	1912/13	93 W. Cartright	1936/37	143 Bob Coulstock	1941/42
44 William Taylor	1912/13	94 A. Simson	1936/37	144 G. Ellis	1941/42
45 A. Urbahns	1912/13	95 Charles Howard	1936/37	145 D. Gluth	1941/42
46 Jim Russell	1928/29	96 Jim Munday	1936/37	146 Frank Bradhurst	1941/42
47 Norm McDonald	1928/29	97 Len Metherall	1937/38	147 F. Gerrard	1941/42
48 Jim Mutton	1928/29	98 Michael Donaghy	1937/38	148 Bob Weddell	1945/46
49 Percival L. Williams	1928/29	99 L. French	1937/38	149 Vic Hornsey	1945/46
50 Harry Hassett	1928/29	100 Ron Ballis	1937/38	150 Jack James	1945/46

First XI Players

During the 96 playing seasons of the N&CCC a total of 556 players have played in the First XI.
The following listing is in order of player appearance and season.

Player	First played	Player	First played	Player	First played
151 Fred Miles	1945/46	201 Roger Vines	1955/56	251 Gordon Hyslop	1962/63
152 Alwyn Warren	1945/46	202 Clinton Harris	1955/56	252 Chris Mitchell	1963/64
153 A. Wilks	1945/46	203 John Rooke	1955/56	253 Gareth Andrews	1963/64
154 Rae A. Sinclair	1946/47	204 Edward Davies	1955/56	254 Ross Stribley	1963/64
155 Max J. Woodward	1946/47	205 Brian Stonehouse	1955/56	255 Oliver Mitton	1963/64
156 John L. Chambers	1946/47	206 B. Thomas	1955/56	256 Graeme Hornsey	1963/64
157 Edward Harrison	1946/47	207 A.Paul Anderson	1956/57	257 W. Goodlew	1963/64
158 Colin Simpson	1946/47	208 John Matthews	1956/57	258 Graeme Rhodes	1963/64
159 John Shaw	1947/48	209 John Wainwright	1956/57	259 Robert Tucker	1963/64
160 Frank Lamb	1947/48	210 Peter N. Hirst	1956/57	260 I. McDonald	1964/65
161 Tom Troughton	1947/48	211 John Romney	1956/57	261 Bill Farrow	1964/65
162 Willian Wright	1947/48	212 John McPhee	1956/57	262 Bruce Illingworth	1964/65
163 William Pankridge	1947/48	213 Barry Shaw	1957/58	263 William Griffen	1964/65
164 William Baulch	1947/48	214 Len Reid	1957/58	264 Geoff Ramsden	1964/65
165 Geoff M. Wells	1948/49	215 Morrie Russell	1957/58	265 Rodney Davis	1965/66
166 Geoff Burch	1948/49	216 Dennis S Farey	1957/58	266 Robert David	1965/66
167 Donald Hossack	1948/49	217 Bruce Bartle	1958/59	267 Neville Crane	1965/66
168 Keith Meaney	1948/49	218 Roger Summers	1958/59	268 Robert Howard	1965/66
169 David Jewell	1948/49	219 Bill Sullivan	1958/59	269 Peter Brown	1966/67
170 Jack Chapman	1948/49	220 Barry Henderson	1958/59	270 Dennis Ekstedt	1966/67
171 Herbert Luttrell	1948/49	221 Robert F. Merriman	1959/60	271 Brian J. Edwards	1966/67
172 Ian Coomber	1949/50	222 Mike Mitton	1959/60	272 Michael Aivdejew	1966/67
173 Ross Quick	1949/50	223 P. Fisher	1959/60	273 Brian Ivermee	1966/67
174 John Ross	1949/50	224 G. Tolsher	1960/61	274 Robert Foster	1966/67
175 David A. Shaw	1949/50	225 John Lamb	1960/61	275 Ken Le Hunt	1966/67
176 Ray Jewell	1949/50	226 John E. Davies	1960/61	276 Garry Barnby	1966/67
177 Carson Carroll	1950/51	227 Wayne Hood	1960/61	277 Geoff G. Oman	1966/67
178 Ian Hocking	1950/51	228 Lawrie De Goldi	1960/61	278 K. John Taylor	1966/67
179 John Mulroyan	1951/52	229 Gary Bent	1960/61	279 Brenton Bahr	1966/67
180 Harry Fimmell	1951/52	230 Ray De Goldi	1960/61	280 R. Dean	1967/68
181 Robert Dickson	1951/52	231 Brian Brushfield	1960/61	281 Ian R. W. Poulton	1967/68
182 Murray Box	1951/52	232 E. Hazeldine	1961/62	282 Ernie MacArthur	1967/68
183 Max Kerger	1951/52	233 Robert Money	1961/62	283 Allan Foster	1967/68
184 Robert Falconer	1951/52	234 Ian Williamson	1961/62	284 Ron Spark	1967/68
185 Peter Crichton	1951/52	235 A. Bickford	1961/62	285 Geoff Campbell	1968/69
186 John Conder	1951/52	236 Graeme Turner	1961/62	286 Les Smith	1968/69
187 A. (Nobby) Clarke	1953/54	237 L. McMillan	1961/62	287 Peter Gilby	1969/70
188 John Smales	1953/54	238 Robert Le Hunt	1961/62	288 Greg P. Wells	1969/70
189 Harry Herbert	1953/54	239 Malcolm Johnson	1961/62	289 George Briggs	1970/71
190 John Cope	1953/54	240 Geoff McCallum	1961/62	290 Ian Simpson	1970/71
191 Ian Gunn	1954/55	241 Don Blair	1961/62	291 Stephen J. Lunn	1970/71
192 Geoff Shaw	1954/55	242 Lionel Smith	1961/62	292 Michael Merriman	1971/72
193 D. Graeme Williams	1954/55	243 Russell De Goldi	1961/62	293 Daryl Baensch	1971/72
194 Barry Over	1954/55	244 Laurie Ferguson	1962/63	294 Tim Ludowyk	1971/72
195 John Foster	1954/55	245 Richard Ballam	1962/63	295 David Ludowyk	1971/72
196 Ken Sizer	1954/55	246 Philip J. Marshall	1962/63	296 Phillip Marendaz	1971/72
197 Graeme Gross	1954/55	247 Graeme Turner	1962/63	297 John Davey	1971/72
198 David Hinchliffe	1954/55	248 Peter Ballam	1962/63	298 Greg Young	1971/72
199 Peter Falconer	1954/55	249 Adrian Mitchell	1962/63	299 Donald N. Royce	1972/73
200 John Booker	1954/55	250 R. Carroll	1962/63	299A Greg Hansen*	1972/73
				300 Murray Hunter	1972/73

* did not bat or bowl and not recorded with a game until April 2020

First XI Players

During the 96 playing seasons of the N&CCC a total of 556 players have played in the First XI.
The following listing is in order of player appearance and season.

Player	First played	Player	First played	Player	First played
301 Michael Bowtell	1973/74	351 David Murray	1985/86	401 Scott Hucker	1996/97
302 Bruce Holden	1973/74	352 Simon Sutterby	1985/86	402 Gavin Franklin	1996/97
303 Warwick Oman	1973/74	353 Geoff Dutton	1985/86	403 Mick Wood	1997/98
304 Allan Mackenzie	1974/75	354 Mark Cheatley	1985/86	404 James Duff	1997/98
305 Robert Steven	1975/76	355 Gary Elliott	1985/86	405 Ben Neville	1997/98
306 Robert Sceney	1975/76	356 Denis Hickleton	1986/87	406 Clayton Nelson	1997/98
307 David Barnes	1975/76	357 Chris Fayers	1986/87	407 Heath Middleton	1997/98
308 Stephen Wells	1976/77	358 Tony Jefferies	1986/87	408 Bradley D. Fleet	1997/98
309 Robert Beekhof	1976/77	359 Phillip Morgan	1986/87	409 Glynn Woolley	1998/99
310 Peter Steven	1976/77	360 Devon Royce	1987/88	410 Harvey Stephenson	1999/00
311 Iain Ross	1976/77	361 Brad Stacey	1987/88	411 John Rees	1999/00
312 Murray Allen	1976/77	362 Peter Kelly	1988/89	412 Rodney Kiddle	2000/01
313 Simon Taylor	1976/77	363 Brendan Dooley	1988/89	413 Craig Featherston	2000/01
314 David McTaggart	1976/77	364 Brett R. Humphreys	1988/89	414 Dean Duthie	2000/01
315 Chris Lynch	1977/78	365 Kane Purcell	1988/89	415 Marcus Wirth	2000/01
316 Stephen Sutcliffe	1977/78	366 Jason S. Thiele	1988/89	416 Julian Teague	2000/01
317 Rod Groves	1977/78	367 Peter Jefferies	1988/89	417 Tim Clark	2000/01
318 Peter Moore	1977/78	368 David Rial	1988/89	418 Lachlan Crawford	2001/02
319 Craig Blackman	1978/79	369 Gavin McKay	1988/89	419 Tim Stacey	2002/03
320 John R. Clarke	1978/79	370 Andrew McMahan	1988/89	420 Darren Fleet	2002/03
321 Ken H. Davis	1978/79	371 Gavin Nelson	1988/89	421 Matthew Aston	2002/03
322 Adrian Mathieson	1978/79	372 Bruce Nunn	1989/90	422 Simon Rau	2002/03
323 Ian Mathieson	1978/79	373 Graeme Ross	1989/90	423 Tim Matthews	2003/04
324 Tim Mitchell	1978/79	374 Jeff Fisher	1989/90	424 Michael Kelson	2003/04
325 Mark Browne	1979/80	375 Phillip Thomas	1990/91	425 Barry Tsitas	2003/04
326 Jeff Collins	1980/81	376 Greg Oman	1990/91	426 Scott Mullen	2003/04
327 Frank Meek	1980/81	377 Dean Mahoney	1990/91	427 Adam Wiseman	2003/04
328 Russell Mitchell	1981/82	378 Andrew Smith	1990/91	428 James Bottomley	2003/04
329 Robert Thompson	1981/82	379 Darren Eskrigge	1990/91	429 David Boyanton	2003/04
330 Robert Cassio	1981/82	380 Hayden Clarke	1991/92	430 Scott Hovey	2004/05
331 Paul Sheahan	1982/83	381 Chris Campbell	1991/92	431 Sam Clark	2004/05
332 Phillip Twaddle	1982/83	382 Matthew Rudolph	1991/92	432 Matt Jackson	2004/05
333 Jim G. Alexiades	1982/83	383 Ian Hastie	1991/92	433 Shannon Gove	2004/05
334 R. Dale Pearce	1982/83	384 Cameron Ross	1992/93	434 Adam Wright	2004/05
335 Alan Wishart	1982/83	385 Rohan Harris	1992/93	435 Aaron Croft	2005/06
336 Alan Thompson	1982/83	386 Jason Muller	1992/93	436 Simon Pearce	2005/06
337 Craig Middlemiss	1982/83	387 Jamie McDonald	1993/94	437 Yves Roussety	2005/06
338 Barry Flanagan	1983/84	388 Trevor Egan	1993/94	438 Nick Richardson	2005/06
339 Allan Wells	1983/84	389 Hugh Wallace-Smith	1993/94	439 Jody Parker	2005/06
340 James (Sam) Luke	1983/84	390 Les Brennan	1993/94	440 Rhys Bennett	2006/07
341 Andrew Ranner	1983/84	391 Tim D. Jarman	1993/94	441 Michael Coode	2006/07
342 Cameron A. McKenzie	1983/84	392 Charles Dagnall	1994/95	442 Ian Dalrymple	2006/07
343 Tim Alexander	1984/85	393 Luke Muller	1994/95	443 Josh Hunt	2006/07
344 Brett Goggin	1984/85	394 Craig Thompson	1995/96	444 Adam Lavars	2006/07
345 Adrian Windt	1984/85	395 David Lanyon	1995/96	445 Cam Russell	2006/07
346 Andy Richardson	1984/85	396 Dale Hose	1995/96	446 Jaik Mickleburgh	2007/08
347 Guy Johnstone	1984/85	397 Jeff Vinken	1995/96	447 Corey Mathieson	2007/08
348 Brad Young	1985/86	398 Michael Cox	1995/96	448 Sam Eason	2007/08
349 Bernie Morgan	1985/86	398A Rohan Smith	1995/96	449 Jai Sheahan	2007/08
350 Graeme N. Taylor	1985/86	399 Gavin Castle	1996/97	450 Jackson Davis	2007/08
350A Max Ellis*	1985/86	400 Darren Barmby	1996/97		

*not recorded as playing a game until 2001/02

First XI Players

During the 96 playing seasons of the N&CCC a total of 556 players have played in the First XI.
The following listing is in order of player appearance and season.

Player	First Played	Player	First Played
451 Brad Petter	2007/08	501 Will Simson	2014/15
452 Alex Stanley	2007/08	502 Tom Bates	2014/15
453 Michael Comber	2008/09	503 Nick McGuane	2014/15
454 Matthew Dolby	2008/09	504 Michael Beveridge	2015/16
455 Darcy Delrio	2008/09	505 Ben Eason	2015/16
456 Brett Loats	2008/09	506 Will Goss	2015/16
457 Jordan Lewis	2008/09	507 Christopher Pepper	2015/16
458 Nick Sutcliffe	2008/09	508 Damian Shanahan	2015/16
459 Tom Beaumont	2009/10	509 Brendan Twaddle	2015/16
460 James Ratcliffe	2009/10	510 Brad Collins	2015/16
461 Damien O'Loughlin	2009/10	511 Grant Philpott	2015/16
462 Anthony Wilson	2009/10	512 Adam Kalz	2015/16
463 Andrew Garrigan	2009/10	513 Jordan Tegelhuter	2015/16
464 Patrick Eastman	2009/10	514 Shane Franklin	2015/16
465 Jamie Harrison	2009/10	515 Dylan Hodge	2015/16
466 Sam Arthurton	2010/11	516 Cooper Bingham	2016/17
467 Levi Dare	2010/11	517 Charlie Dahlenburg	2016/17
468 Peter Lynch	2010/11	518 Dominic Manthorpe	2016/17
469 Bennett J.Merriman	2010/11	519 Nicholas Waldie	2016/17
470 Tim Nunn	2010/11	520 Jordan Clark	2016/17
471 Jack Wood	2010/11	521 Sam Mitchell	2016/17
472 Dale Denny	2010/11	522 Sam Jefferies	2016/17
473 A. Tony Connell	2010/11	523 Hayden Jefferies	2016/17
474 Alex Hickey	2010/11	524 George Vincent	2016/17
475 Riley Ferguson	2010/11	525 Jarad Battenally	2017/18
476 George Cameron	2011/12	526 Fraser Locke	2017/18
477 Scott Dimovski	2011/12	527 Shane Murdoch	2017/18
478 Matt Kennedy	2011/12	528 Graham Clark	2017/18
479 Dean Turnley	2011/12	529 Ryan Gibson	2018/19
480 Edward Ratcliffe	2011/12	530 Will Langley	2018/19
481 Justin Maher	2011/12	531 Jack Royce	2018/19
482 Mark Ainsworth	2011/12	532 Sam Allen	2019/20
483 Justin Foss	2012/13	533 Joseph Nagle	2019/20
484 Jake Ibbs	2012/13	534 Tom Nichols	2019/20
485 Jonathon Carpenter	2012/13	535 Isaac Hogan	2019/20
486 John Simson	2012/13	536 Tom Thiele	2019/20
487 Mitchell Davis	2012/13	537 Scott Wright	2019/20
488 Nicholas Fairchild	2012/13	538 Angus Boyd	2020/21
489 Daniel Bolton	2012/13	539 Tom Meredith	2020/21
490 Cameron Alford	2013/14	540 Oscar A Hill	2020/21
491 George Chisholm	2013/14	541 Noah Guida	2020/21
492 Ned Vasey	2013/14	542 Joshua Norman	2021/22
493 Adit Pawha	2013/14	543 Liam Scanlon	2021/22
494 Sam Reidy	2013/14	544 Jarrod Walters	2021/22
495 Marc A Carson	2014/15	545 Archie H Bain	2021/22
496 Daniel W Lawrence	2014/15	546 Nick Burke	2021/22
497 Tim Hosking	2014/15	547 Thomas Kiddle	2022/23
498 Nicholas Locandro	2014/15	548 Patrick J McKenna	2022/23
499 Jake Allen	2014/15	549 George Rhodes	2022/23
500 Harry Christie	2014/15	550 Tyson Windus	2022/23
		551 Chay Deay	2022/23
		552 Ronnie McKenna	2023/24
		553 Lachlan Norton	2023/24
		554 Tom Patterson	2023/24



Cap 541 Noah Guida



Cap 545 Archie Bain



Cap 546 Nick Burke



First XI debutants from round one against Lara. Paddy McKenna, Tom Kiddle, George Rhodes and Tyson Windus.



Cap 552 Ronnie McKenna



Cap 553 Lachlan Norton with Sam Allen



Cap 554 Tom Patterson with Rod Kiddle and Adam O'Connor.

BWCC First XI Players

The first Newtown & Chilwell women's side competed in the C grade of the Barwon Women's Cricket Competition in season 2022/23. Since then 27 players have played in the N&CCC Women's First XI.

Player	First played
1 Susan Meaney	2022/23
2 Abbey Chapman	2022/23
3 Sarah Chapman	2022/23
4 Anna Ferguson	2022/23
5 Michells Gavin	2022/23
6 Kira Grace	2022/23
7 Annabelle Johanson	2022/23
8 Belinda Milverton	2022/23
9 Jaclyn Sceneay	2022/23
10 Kate Seiffert	2022/23
11 Bianca Skewes	2022/23
12 Helen Watts	2022/23
13 Kirsty Mellross	2022/23
14 Keely Franklin	2022/23
15 Rebecca Wright	2022/23
16 Julie Holt	2022/23
17 Sharon Rixon	2022/23
18 Bianca Duff	2023/24
19 Scarlett Hanneysee	2023/24
20 Lauren Marino	2023/24
21 Alison Wedding	2023/24
22 Florianne Twaddle	2023/24
23 Harmah Briah	2023/24
24 Mehar Birah	2023/24
25 Alice Marquand	2023/24
26 Erin White	2023/24
27 Hannah Carson	2023/24



100 First XI Matches

Listed below are the 23 Newtown & Chilwell players to have played 100 Geelong Cricket Association First XI matches with the N&CCC.

Greg WELLS	253 matches from 1969 to 1991
Vin HASSETT	221 matches from 1929 to 1955
Paul ANDERSON	187 matches from 1956 to 1979
Bob MERRIMAN	175 matches (231 matches in total with Corio, Chanel College, Newtown & Chilwell from 1951 to 1980).
Brian EDWARDS	172 matches from 1966 to 1982
David SHAW	154 matches from 1949 to 1967
George SCHOFIELD	152 matches (178 in total with South Geelong, Newtown & Chilwell from 1931 to 1953).
Barry SHAW	151 matches from 1957 to 1975
Geoff WELLS	146 matches from 1948 to 1963
John MULROYAN	146 matches from 1951 to 1966
Stephen WELLS	137 matches from 1976 to 1995
Hayden CLARKE	129 matches (155 in total with Geelong West, South Barwon, N&CCC 1986 to 2006).
Brett GOGGIN	125 matches from 1984 to 1999
Vic PROFITT	121 matches from 1928 to 1946
George CHISHOLM	121 matches from 2013 to 2023
Murray BOX	120 matches from 1952 to 1966
Michael BOWTELL	117 matches (167 in total with Chanel College, Newtown & Chilwell from 1964 to 1988).
Yves ROUSSEY	112 matches from 2005 to 2019
AJ 'Ike' GOSBELL	110 matches (173 in total with Geelong City, East Geelong, High School-East, N&CCC 1931 to 1953).
Neville CRANE	104 matches (131 in total with Newtown & Chilwell, Bell Post Hill from 1965 to 1990).
Ben NEVILLE	103 matches from 1997 to 2014
Lawrie De GOLDI	102 matches from 1960 to 1978
Tony JEFFERIES	101 matches from 1986 to 1999

The following have played with the N&CCC during their 100 GCA1 First XI (Division One) matches. atches played with the N&CCC are in brackets.

Harry HEARD	280 matches (13 with N&CCC) with High School-East, Newtown & Chilwell, Geelong City 1936 to 1971
Rod KIDDLE	273 matches (96 with N&CCC) with Leopold, Grovedale, N&CCC 1984 to 2016.
Barry TSITAS	241 matches (48 with N&CCC) with East Belmont, Newtown & Chilwell, Grovedale 1994-2017
Michael KELSON	223 matches (46 with N&CCC) with Grovedale and Newtown & Chilwell 1996-2017
John ROSS	200 matches (30 with N&CCC) with Newtown & Chilwell, South Barwon 1949 to 1971
Gavin CASTLE	201 matches (80 with N&CCC) with Leopold, Newtown & Chilwell, Thomson 1986 to 2011
Bernie MORGAN	173 matches (11 with N&CCC) with Geelong City, St Josephs, Newtown & Chilwell 1969 to 1986
Brad STACEY	159 matches (68 with N&CCC) with Newtown & Chilwell and Bell Post Hill from 1987 to 2011
Stephen SUTCLIFFE	155 matches (35 with N&CCC) with Newtown & Chilwell, South Barwon 1977 to 1996
Garry BARMBY	142 matches (6 with N&CCC) with Newtown & Chilwell, North Geelong 1966 to 1994
Murray ALLEN	139 matches (13 with N&CCC) with Corio, North Geelong, Newtown & Chilwell, East Belmont 1961 to 1979
Vic HORNSEY	138 matches (30 with N&CCC) with High School-East, Newtown & Chilwell, Geelong City 1937 to 1957
Scott HUCKER	134 matches (76 with N&CCC) with South Barwon, N&CCC, Thomson
Jim MUTTON	126 matches (12 with N&CCC) with Newtown & Chilwell, South Geelong, Geelong West 1928 to 1941
Mark BROWNE	122 matches (92 with N&CCC) with Geelong City, Newtown & Chilwell 1974 to 1986
Eric SYER	121 matches (35 with N&CCC) with Yarra Street Wesleyans, Clarendon, Newtown & Chilwell 1896 to 1913
George SMART	110 matches (12 with N&CCC) with Clarendon, Geelong West(preWWI), Newtown & Chilwell,1896 to 1913
Bill ANDERSON	110 matches (3 with N&CCC) with Geelong City, Geelong Footballers, Geelong West, Newtown & Chil 1928 to 1949
Bob WEDDELL	110 matches (70 with N&CCC) with South Geelong, North Geelong, Newtown & Chilwell 1931 to 1951
Ian MATHIESON	110 matches (30 with N&CCC) with North Shore-Norlane, Newtown & Chilwell, Lara 1967 to 1988
Darren BARMBY	107 matches (11 with N&CCC) with Leopold, Newtown & Chilwell 1980 to 1992
Alan THOMPSON	103 matches (5 with N&CCC) with Newtown & Chilwell, South Barwon, North Geelong 1982 to 1984



George Chisholm the 23rd 100 gamer celebrates a wicket.

First XI Player Performances

On the following pages are the career performances of all players that have played in the Newtown and Chilwell First Eleven since 1910/11.

During the 96 playing seasons of the N & CCC a total of 556 players have played in the First XI. The following list is of the top batting averages of all First XI players - 15 innings minimum and bowling average (minimum 15 wickets).

BATTING

BATTING AVERAGE		INNS	N.O.	H.S.	AGGREGATE	SEASONS PLAYED
61.77	Harry HEARD	15	2	145	803	2
47.09	John SHAW	27	2	170	1036	3
46.36	Phil WILLIAMS	28	3	187	1159	3
46.34	Michael BOWTELL	117	16	202 no	4680	10
41.22	Des Mc CABE-DOYLE	36	4	103 no	1319	4
38.97	Rod KIDDLE	90	18	158 no	2806	9
37.28	Ken DAVIS	66	9	89	2125	6
36.03	Frank JUST	91	8	189	2990	10
34.29	Vin HASSETT	276	24	191 no	8640	23
32.56	Ben NEVILLE	101	10	154 no	2963	12
33.28	Stephen WELLS	146	7	237	4627	18
32.76	Tom MEREDITH	41	3	106no	1245	3
32.24	Chris LYNCH	94	6	113	2837	7
32.07	Jack WOOD	34	4	136no	962	4
30.96	Patrick McKENNA	25	2	141no	712	2
30.87	Cooper BINGHAM	76	7	103no	2130	6
30	Colin PURNELL	41	3	115	1140	4

BOWLING

BOWLING AVERAGE		WICKETS/RUNS	BEST BOWLING	SEASONS PLAYED
7.69	A. DAVID (1910/13)	16 / 123	5/39	3
8.34	Dick HASSETT	35 / 292	9/16	1
9.47	Harry HASSETT	15 / 142	6/25	3
11.48	Ken NICHOLSON	52 / 596	9/39	3
11.67	Phil WILLIAMS	58 / 677	8/24	3
12.06	T. Arthur DAVID	71 / 856	5/30	5
12.45	Jack LOWTHIAN	38 / 473	7/ 4	1
12.9	E. OPIE (1910-13)	20 / 258	7/26	1
13.05	Geoff OMAN	39 / 509	5/42	7
13.13	George SMART	51 / 670	9/73	2
13.56	Bernie MORGAN	18 / 244	5/23	1
14.63	Des Mc CABE-DOYLE	94 / 1374	8/56	4
14.74	David HINCHLIFFE	54 / 796	6/26	3
14.82	Greg WELLS	574 / 8505	8/32	22
15.39	Gavin CASTLE	209 / 3217	6/20	7
15.51	Brian EDWARDS	351 / 5445	7/33	16
15.73	Graham CLARK	15 / 236	5/60	1
15.77	Frank ADDISON	94 / 1482	7/86	5
15.82	Bob MERRIMAN	372 / 5885	8/45	17
15.87	Jordan CLARK	30 / 476	5/31	1
16.37	George SCHOFIELD	473 / 7741	8/41	14
16.44	Darren FLEET	52 / 855	6/41	4
16.74	Clinton HARRIS	39 / 653	5/12	3
16.78	John ROSS	65 / 1091	5/17	3
16.82	Scott HUCKER	171 / 2876	7/14	6
17.03	John WAINWRIGHT	59 / 1005	7/55	3
17.17	Stan WALL	30 / 515	n/a	4
17.21	Vic PROFITT	303 / 5216	8/28	15
17.37	Roger VINES	16 / 278	n/a	1
17.87	Charles DAGNALL	22 / 393	5/42	1
17.91	Peter CRICHTON	185 / 3314	7/25	7
17.94	Chris FAYERS	67 / 1202	6/53	4
18.17	Tony JEFFERIES	179 / 3252	8/29	10



First XI Player Performances



FIRST XI	runs	FIRST XI	runs	FIRST XI	Catches	FIRST XI	Stumpings
HASSETT, VIN X.	8640	BYRNE, LARRY	646	GOGGIN, BRETT	175	ANDERSON, A. PAUL	97
BOWTELL, MICHAEL	4680	HOLDEN, BRUCE	641	ANDERSON, A. PAUL	160	GOSBELL, A.J. (IKE)	82
WELLS, STEPHEN D.	4627	HIRST, JACK	637	BROWNE, MARK	151	HEDLEY, STEVE J.	66
WELLS, GREG P.	4543	STANLEY, ALEX	621	WELLS, GREG P.	119	BROWNE, MARK	42
MERRIMAN, ROBERT F.	4036	DENNY, Dale	620	VINKEN, JEFF	114	NANKERVIS, VIC	21
EDWARDS, BRIAN J.	3804	NELSON, GAVIN	595	SCHOFIELD, A. GEORGE	96	GOGGIN, BRETT	20
MULROYAN, JACK	3462	STACEY, BRAD	587	De GOLDI, LAURIE	94	De GOLDI, LAURIE	17
SCHOFIELD, A. GEORGE	3364	HICKLETON, DENIS	573	HASSETT, VIN X.	92	MEREDITH, TOM	13
WELLS, GEOFF M.	3100	JAMES, JACK	568	MERRIMAN, ROBERT F.	85	VINKEN, JEFF	12
JUST, FRANK	2990	TAYLOR, K. JOHN	564	BINGHAM, COOPER	81	KIRTON, DAVE	11
NEVILLE, BEN	2963	LAWRENCE, Daniel W	556	EDWARDS, BRIAN J.	73	CARTWRIGHT, W.	10
GOGGIN, BRETT	2936	HASTIE, IAN	555	CHISHOLM, GEORGE	72	KELSON, MICHAEL	10
LYNCH, CHRIS J.	2837	BENNETT, RHYS	544	GOSBELL, A.J. (IKE)	70	KELLY, PETER	9
BOX, MURRAY	2823	DAVID, T. Arthur	541	MATHIESON, COREY	68	STEVEN, ROB	8
KIDDLE, ROD	2806	RICHARDSON, NICK	539	LYNCH, CHRIS J.	64	Mc DONALD, JAMIE	8
GOSBELL, A.J. (IKE)	2786	FALCONER, PETER	534	HOSKING, TIM	58	ROBERTSON, J	7
CLARKE, HAYDEN	2585	SPARK, Ron	538	WELLS, STEPHEN D.	56	FIMMEL, HARRY	7
SHAW, DAVID A.	2510	McKENNA, Ronnie	528	BOWTELL, MICHAEL	52	WALL, STAN	7
YOUNG, BRAD	2166	JAQUES, JACK	520	HEDLEY, STEPHEN J.	52	MATHIESON, COREY	5
BINGHAM, COOPER	2130			PROFITT, VIC H.	51	CARR, WILLIAM S.	4
DAVIS, KEN H.	2125			NEVILLE, BEN	50	CAMERON, GEORGE	4
JEFFERIES, TONY	2035			KELLY, PETER	48	LAWRENCE, DANIEL W	4
ANDERSON, A. PAUL	2028	FIRST XI	wickets	CRANE, NEVILLE	47	CHISHOLM, GEORGE	4
CHISHOLM, GEORGE	2005	WELLS, GREG P.	574	KIDDLE, RODNEY	46	BINGHAM, COOPER	4
MULLER, LUKE	1932	SCHOFIELD, A. GEORGE	473	CASTLE, GAVIN	44	CLUBB, WILLIAM	3
CRANE, NEVILLE	1896	MERRIMAN, ROBERT F.	372	SHAW, BARRY	43	BOOKER, JOHN	2
MITCHELL, RUSSELL	1844	EDWARDS, BRIAN J.	351	WELLS, GEOFF M.	43	BOX, MURRAY	2
ROUSSETY, YVES	1711	PROFITT, VIC H.	303	Mc DONALD, JAMIE	43	CALLANDER, WARREN	2
COWPERTHWAITTE, JAMES	1663	SHAW, BARRY	256	JEFFERIES, TONY	42	CLARKE, A. (NOBBY)	2
PROFITT, VIC H.	1640	CASTLE, GAVIN	212	ROUSSETY, YVES	42	Le HUNT, KEN	2
CLARKE, JOHN R.	1624	CRICHTON, PETER	185	BOX, MURRAY	41	ROYDHOUSE, DON	2
De GOLDI, LAURIE	1594	MEANEY, KEITH	179	MULROYAN, JACK	41	WILLIAMS, D. GRAEME	2
POULTON, IAN R.W.	1548	JEFFERIES, TONY	179	CLARKE, HAYDEN	38	BOTTOMLEY, JAMES	2
STEPHENSON, HARVEY	1524	HUCKER, SCOTT	171	KELSON, MICHAEL	37	ROUSSETY, YVES	2
SHAW, BARRY	1478	TSITAS, BARRY	118	MULLER, LUKE	36	STANLEY, ALEX	2
OMAN, GEOFF	1447	CHISHOLM, GEORGE	110	RHODES, GRAEME	36	BEVERIDGE, MICHAEL	2
MULLER, JASON	1349	WELLS, ALLAN	108	MITCHELL, RUSSELL	35	YALLAND, G	1
CLARK, TIM	1319	DAVIS, JACKSON	105	STEPHENSON, HARVEY	35	BARMBY, DARREN	1
Mc CABE-DOYLE, DES	1319	LUDOWYK, TIM J.	102	CLARKE, JOHN R.	34	FAREY, GEORGE	1
SIMSON, JOHN	1314	MEEK, FRANK	100	DAVIS, KEN H.	33	JEFFERIES, TONY	1
MEANEY, KEITH	1278	MCGUANE, NICK	100	MULLER, JASON	31	LYNCH, CHRIS J.	1
REES, JOHN	1257	ADDISON, FRANK C.	94	MEREDITH, TOM	31	MERRIMAN, ROBERT F.	1
Le HUNT, KEN	1248	Mc CABE-DOYLE, DES	94	BARMBY, DARREN	30	Mc DONALD, NORM	1
MEREDITH, TOM	1245	MULLEN, SCOTT	94	LAMB, JOHN	30	HARRIS, ROHAN	1
CASTLE, GAVIN	1234	HIRST, JACK	92	NANKERVIS, VIC	30	HOSE, DALE	1
WEDDELL, ROBERT	1222	CAMERON, LINDSAY	90	HODGE, DYLAN	30		
KELSON, MICHAEL	1218	JAMES, JACK	90	MEANEY, KEITH	29		
SINCLAIR, RAE	1210	RUDOLPH, MATTHEW	90	SHAW, DAVID A.	29		
WRIGHT, MATTHEW	1182	HASSETT, VIN X.	89	DAVIS, JACKSON	28		
WILLIAMS, PHIL L.	1159	THOMPSON, ROB	82	BURCH, GEOFF	27		
NUNN, BRUCE	1150	MITTON, MIKE	80	ALLEN, SAM	27		
PURNELL, COLIN	1140	REID, LEN	76	CLARK, TIM	26		
MATHIESON, COREY	1107	NELSON, GAVIN	76	YOUNG, BRAD	26		
SIMSON, WILLIAM	1172	LAMB, JOHN	75	FIMMELL, HARRY	26		
JEFFERIES, PETER	1053	FEGAN, FRANK	74	LUDOWYK, TIM J.	26		
REID, LEN	1052	BURCH, GEOFF	73	JAMES, JACK	24		
SHAW, JOHN	1036	DAVID, T. ARTHUR	71	JUST, FRANK	24		
HEDLEY, STEVE J.	1026	KIDDLE, Rod	68	JEFFERIES, PETER	24		
HOGAN, ISAAC	1001	FAYERS, CHRIS	67	POULTON, IAN R.W.	24		
HODGE, DYLAN	997	CHRISTIE, HARRY	66	HICKLETON, DENIS	24		
MURDOCH, SHANE	995	ROSS, JOHN	65	STACEY, BRAD	23		
RHODES, GRAEME	988	STACEY, BRAD	64	JARMAN, TIM D.	23		
HIGGINS, RUSSELL	981	SPARK, RON	64	BARNES, DAVID	22		
HOSKING, TIM	978	FISHER, JEFF	63	OMAN, GEOFF	22		
WOOD, JACK	962	BYRNE, HENRY (LARRY)	62	COWPERTHWAITTE, JAMES	21		
LUNN, STEPHEN	940	McGUANE, NICK	60	WOOD, MICK	21		
WOOD, MICHAEL	904	WAINWRIGHT, JOHN	59	CHRISTIE, HARRY	21		
BARNES, DAVID	809	WEDDELL, ROBERT	59	CLARKE, A (NOBBY)	20		
FEGAN, FRANK	803	WILLIAMS, PHIL L.	58	FEGAN, FRANK	20		
HEARD, HARRY	803	MULLER, LUKE	56	WELLS, ALLAN	20		
JARMAN, TIM	791	NEVILLE, BEN	55				
SUTTERBY, SIMON	780	DENNY, DALE	55				
BROWNE, MARK	756	HODGE, DYLAN	55				
McKENNA, Patrick	712	HINCHLIFFE, DAVID	54				
HUCKER, SCOTT	711	LYNCH, CHRIS J.	53				
PEARCE, Simon	709	FEATHERSTON, Craig	53				
Mc DONALD, NORM	687	NICHOLSON, KEN	52				
HORNSEY, VIC	683	FLEET, DARREN	52				
KELLY, PETER	683	SMART, GEORGE	51				
EGAN, TREVOR	664	DAVIS, KEN H.	50				
De GOLDI, RUSSELL	659	ROYCE, DEVON	50				

N&CCC First XI Career statistics

During the 96 playing seasons of the N&CCC a total of 556 players have played in the First XI.

Player	Cap no	Games	Innings	Not Outs	Highest Score	AGG	Average	100s	catch	stump	P'ships	Balls bowled	Mdns	WKTS	Runs	Average	Runs/Over	Strike Rate	5wkts plus	Best Bowling
ADDISON, Frank C.	58	22	28	10	15	118	6.56	-	4	-	-	2762	24	94	1482	15.77	3.22	29.38	7	7/86
AINSWORTH, Mark	482	1	did not bat									30	0	1	22	22	4.4	30	-	1/22
AIVDEJEW, Michael	272	2	2	1	3no	3	3	-	-	-	-	240	3	7	114	16.30	2.85	34.29	-	4/27
ALEXANDER, Tim	343	8	7	-	72	164	23.43	-	5	-	-	223	7	6	91	15.16	2.45	37.17	-	2/9
ALEXIADES, Jim	333	3	2	-	9	14	7	-	-	-	-	276	13	4	108	27.00	2.35	69	-	4/40
ALFORD, Cameron	490	14	12	2	50	162	16.2	-	3	-	-	935	27	27	499	18.48	3.21	34.59	-	4/24
ALLEN, Jake	499	7	7	1	9	25	4.17	-	1	-	-	402	3	4	286	71.5	4.27	100.5	-	2/25
ALLEN, Murray	312	9	9	-	80	179	19.89	-	-	-	-	784	12	14	291	20.79	2.23	56	-	5/35
ALLEN, Sam	532	54	37	8	42	352	12.14	-	27	-	-	2869	53	62	1729	27.89	3.62	46.27	-	4/18
ANDERSON, A	4	14	18	2	33	147	9.19	-	3	-	-	did not bowl								
ANDERSON, A. Paul	207	187	155	34	67no	2028	16.76	-	160	97	5	111	-	3	68	22.67	-	-	-	-
ANDERSON, W (Bill)	141	3	3	-	15	35	11.67	-	1	-	-	did not bowl								
ANDREWS, Gareth	253	9	7	4	8	22	7.33	-	4	-	-	456plus	3plus	23	571	24.83	3.68	35.08	2	8/61
ARTHURTON, Sam	466	11	9	1	82	298	37.25	-	3	-	-	253	8	4	131	37.75	3.11	63.26	-	2/30
ASTON, Matthew	421	3	4	-	7	8	2	-	2	-	-	did not bowl								
BAENSCH, Daryl	293	4	2	1	4no	4	4	-	2	-	-	257	4	5	140	28	3.27	51.40	-	-
BAHR, Brenton	279	10	5	-	9	19	3.80	-	4	-	-	608	15	12	232	19.33	2.29	50.67	1	7/18
BAIN, Archie	545	28	18	9	59no	161	17.89	-	15	-	-	1356	34	28	853	30.46	3.77	48.43	1	6/27
BAIRD, A. G. (Terry)	12	23	31	3	114	664	23.71	1	5	-	1	n/a	n/a	25	516	20.64	-	-	-	4/26
BALLAM, Peter	248	1	1	-	7	7	7	-	-	-	-	did not bowl								
BALLAM, Richard	245	9	9	3	70no	210	35	-	1	-	-	472	10	6	187	31.67	2.38	8.67	-	-
BALLIS, Frank	106	11	13	1	23no	113	9.42	-	2	-	-	332	-	5	277	55.40	5.01	66.40	-	-
BALLIS, Ron	100	9	9	-	52	123	13.67	-	-	-	-	344	2	11	244	22.18	4.26	31.27	-	-
BARMBY, Garry	276	5	5	1	37	55	13.75	-	4	-	-	did not bowl								
BARMBY, Darren	400	11	11	4	21no	84	12	-	30	1	-	6	-	-	4	-	-	-	-	0/4
BARNES, David P.	307	54	55	4	71	809	15.86	-	22	-	2	180	5	1	69	69	2.30	180	-	1/31
BARNES, Tom	137	3	3	1	20	36	18	-	-	-	-	80	-	2	56	28	-	-	-	2/40
BARTLE, Bruce	217	12	10	3	32no	140	20	-	1	-	1	1115	16	25	473	19.63	2.55	44.60	1	8/2
BATES, Tom	502	1	1	-	2	2	2	-	-	-	-	did not bowl								
BATTENALLY, Jarad	525	1	1	-	1	1	1	-	-	-	-	-	-	-	-	-	-	-	-	-
BAULCH, William	164	2	2	-	3no	3	1.50	-	1	-	-	8	-	-	22	-	-	-	-	-
BEEKHOF, Rob	309	1	1	-	0	0	0	-	-	-	-	did not bowl								
BENNS, Harry	82	4	4	-	9	25	6.25	-	2	-	-	168	4	5	77	15.40	-	-	-	-
BEAUMONT, Tom	459	17	16	7	24	61	6.78	-	4	-	-	876	28	14	558	39.88	3.82	62.57	-	4/45
BENNETT, Rhys	440	43	42	2	71	544	13.60	-	11	-	-	24	-	-	29	-	-	-	-	0/14
BENT, Gary	229	7	7	3	18	41	10.25	-	-	-	-	410	6	11	232	21.09	3.39	37.27	-	-
BETHERAS, J.C	18	6	6	2	94no	207	51.75	-	1	-	-	n/a	n/a	7	164	23.43	n/a	n/a	-	3/4
BEVERIDGE, Michael	504	5	4	1	66no	71	23.67	-	4	2	-	did not bowl								
BICKFORD, A	235	4	4	2	9	11	5	-	-	-	-	296	5	5	147	29.4	3.97	59.2	-	-
BINGHAM, Cooper	516	79	76	7	103no	2130	30.87	1	81	4	-	66	-	-	45	-	4.09	-	-	-
BIRNIE, J.I.	30	2	2	1	38no	45	45	-	-	-	-	did not bowl								

N&CCC First XI Career statistics

During the 96 playing seasons of the N&CCC a total of 556 players have played in the First XI.

Player	Cap no	Games	Innings	Not Outs	Highest Score	AGG	Average	100s	catch	stump	P'ships	Balls bowled	Mdns	WKTS	Runs	Average	Runs/Over	Strike Rate	5wkts plus	Best Bowling
BLACKMAN, Craig	319	1	1	-	8	8	8	-	-	-	-	did not bowl								
BLAIR, Don	241	22	22	6	16	49	3.06	-	-	-	-	1822	35	30	780	26	2.57	60.73	-	-
BOLTON, Daniel	489	1	1	-	11	11	11	-	-	-	-	90	6	3	23	7.67	-	-	-	2/11
BOOKER, John	200	20	22	2	67	287	14.35	-	2	2	-	40	1	1	14	14	-	-	-	-
BOTTOMLEY, James	428	32	29	6	62	430	14.83	-	19	3	-	-	6	-	-	10	-	-	-	0/10
BOWTELL, Michael	301	117	117	16	202no	4680	46.34	8	52	-	8	496	15	12	229	19.08	2.77	41.33	1	5/23
BOX, Murray	182	120	132	21	101	2823	25.43	1	41	2	4	113	2	2	83	41.50	4.41	56.50	-	-
BOYD, Angus (Gus)	538	2	2	-	109	126	63	1	-	-	-	did not bowl								
BOYANTON, David	429	25	16	5	14	37	3.36	-	5	-	-	1324	42	25	633	25.32	2.87	52.96	1	5/39
BRADBURY, R	86	2	2	-	6	10	5	-	-	-	-	18	-	1	11	11	-	-	-	-
BRADHURST, Frank	146	1	1	-	0	0	0	-	-	-	-	did not bowl								
BRENNAN, Les	390	5	5	1	30	41	10.25	-	-	-	-	298	9	5	133	26.6	2.68	59.6	-	3/44
BREWER, Alec	3	4	7	1	43	96	16	-	3	-	-	n/a	n/a	13	193	14.85	n/a	n/a	-	4/28
BRIGGS, George	289	3	2	-	8	12	6	-	3	-	-	184	6	1	68	68	2.22	184	-	-
BROWN, Peter	269	3	3	-	33	57	19.00	-	2	-	-	100	-	4	80	20	-	-	-	-
BROWNE, Mark	325	92	72	20	46no	756	14.54	-	151	42	5	6	-	-	6	-	-	-	-	-
BRUSHFIELD, Brian	231	1	1	-	0	0	0	-	-	-	-	32	-	1	16	16	-	-	-	-
BRUTON, Jack	74	6	7	2	32no	53	10.60	-	1	-	-	24	-	1	18	18	-	-	-	-
BUCKLEY, H. (Bert)	60	3	5	-	13	20	4	-	2	-	1	did not bowl								
BURCH, Geoff	166	48	44	10	33	441	12.97	-	27	-	1	3224	42	73	1410	19.32	2.62	44.16	-	8/17
BURKE, Nick	546	23	14	4	24	72	7.2	-	2	-	-	992	22	25	681	27.24	4.12	39.68	-	4/42
BURROWS	32	2	4	-	15	22	4.4	-	-	-	-	n/a	n/a	1	6	6	n/a	n/a	-	1/6
BUSBRIDGE, Keith	109	13	13	-	34	94	7.23	-	1	-	-	60	1	1	54	54	-	-	-	-
BUXTON, B	23	5	7	-	59	167	23.9	-	-	-	-	n/a	n/a	-	54	-	n/a	n/a	-	0/12
BYRNE, Henry (Larry)	56	38	44	4	116	646	16.15	1	10	-	1	2834	39	62	1450	23.39	3.07	45.71	-	-
CALLANDER, Warren	128	4	5	-	13	38	7.60	-	3	2	-	did not bowl								
CAMERON, George	476	7	7	-	33	105	15	-	4	4	-	6	0	0	7	-	-	-	-	0/7
CAMERON, Lindsay	83	41	35	13	34	160	7.27	-	13	-	2	4242	78	90	1727	19.14	2.44	47.13	1	7/15
CAMERON, Charles	19	12	16	1	44	202	13.47	-	1	-	-	n/a	n/a	5	67	13.4	n/a	n/a	-	3/14
CAMPBELL, Chris	381	36	33	10	22	171	7.43	-	9	-	-	3589	139	49	1536	31.35	2.57	73.24	-	4/33
CAMPBELL, Geoff	285	6	8	-	38	203	25.83	-	4	-	-	did not bowl								
CAMPBELL, Peter	33	8	11	-	44	165	15	-	4	-	-	n/a	n/a	6	110	18.33	n/a	n/a	-	2/10
CAMPBELL, S	28	1	2	-	5	5	2.5	-	-	-	-	did not bowl								
CARPENTER, Jonathon	485	10	10	-	82	306	30.6	-	9	-	-	1019	35	17	486	28.59	2.86	59.96	-	4/69
CARR, William S	54	4	4	-	8	13	3.25	-	2	4	-	did not bowl								
CARROLL, Carson	177	9	8	1	30	94	13.45	-	-	-	-	did not bowl								
CARROLL, R	250	1	1	-	1	1	1	-	-	-	-	32	-	-	26	-	-	-	-	-
CARROLL, W. (Dick)	103	18	21	3	68no	354	18.64	-	2	-	-	252	-	3	190	63.83	4.52	84	-	-
CARSON, Marc	495	23	24	2	76	483	21.95	-	5	-	-	1193	41	26	761	29.27	3.83	45.88	1	5/17
CARTWRIGHT, W	93	12	9	3	14	51	8.50	-	7	10	-	did not bowl								
CASSIO, Robert	330	23	24	2	49	441	20.05	-	15	-	2	24	3	-	3	-	-	-	-	-

N&CCC First XI Career statistics

During the 96 playing seasons of the N&CCC a total of 556 players have played in the First XI.

	Cap no	Games	Innings	Not Outs	Highest Score	AGG	Average	100s	catch	stump	P'ships	Balls bowled	Mdns	WKTS	Runs	Average	Runs/Over	Strike Rate	5wkts plus	Best Bowling	
CASTLE, Gavin	399	80	72	5	99	1234	18.42	-	44	-	2	8999	390	212	3308	15.60	2.21	42.45	8	6/20	
CHAMBERS, John L.	156	1	1	-	21	21	21	-	1	-	-	148	-	4	94	23.50	3.81	37	-	-	
CHAPMAN, Jack	170	5	3	-	13	15	5	-	1	-	-	40	-	2	19	9.50	-	-	-	-	
CHEATLEY, Mark	354	6	6	1	14	33	6.60	-	1	-	-	84	4	-	42	-	-	-	-	-	
CHISHOLM, George	491	121	114	8	106	2105	19.86	1	72	4	-	5466	149	110	2520	22.91	2.77	49.69	1	5/15	
CHRISTIE, Harry	500	84	63	11	49no	433	8.33	-	21	-	-	3845	116	66	2296	34.79	3.58	58.26	1	5/48	
CLARK, Graham	528	9	9	-	115	424	47.11	2	1	-	-	696	42	15	236	15.73	2.03	46.40	1	5/60	
CLARK, Jordan	520	10	9	-	142	391	43.44	1	4	-	-	1061	40	30	476	15.87	2.69	35.37	3	5/31	
CLARK, Sam	431	22	21	4	81no	368	21.65	-	10	-	-	did not bowl									
CLARK, Tim	417	65	69	1	104	1319	19.39	1	26	-	-	458	9	13	329	25.31	4.31	35.20	-	3/19	
CLARKE, A. (Nobby)	187	17	13	4	14	58	6.44	-	20	2	-	did not bowl									
CLARKE, Hayden	380	129	126	12	118	2585	22.68	2	45	-	3	118	1	3	88	29.33	4.49	39.2	-	2/23	
CLARKE, John R.	320	67	67	7	122	1624	27.07	1	34	-	5	258	17	4	76	19	1.77	64.50	-	-	
CLUBB, William	115	6	4	1	8no	9	3	-	1	3	-	did not bowl									
CLUTTERBUCK, N	20	1	2	-	5	5	2.5	-	-	-	-	did not bowl									
COCHRANE, Mac.	77	24	29	4	23no	153	6.12	-	16	-	-	72	-	2	49	24.50	-	-	-	-	
COLES, Clive	66	9	10	2	52	138	17.25	-	3	-	-	16	-	-	21	-	-	-	-	-	
COLLINS, Brad	510	1	1	1	7no	7	-	-	-	-	-	30	-	-	22	-	-	-	-	0/20	
COLLINS, Jeff	326	6	7	1	15	46	7.67	-	3	-	-	6	-	-	1	-	-	-	-	-	
COMBER, Michael	453	12	13	-	86	347	26.69	-	7	-	-	561	14	14	370	26.43	3.96	40.07	-	3/55	
CONDER, John	186	3	4	-	6	6	1.50	-	-	-	-	did not bowl									
CONNELL, Anthony	473	5	4	-	19	53	13.25	-	2	-	-	did not bowl									
CONNOR, Alec. A	9	15	23	5	18	70	3.89	-	2	-	-	n/a	n/a	-	13	-	n/a	n/a	-	0/13	
CONNERY, C.	142	1	2	-	15	22	11	-	-	-	-	8	-	1	3	3	-	-	-	-	1/3
COODE, Michael	441	4	4	1	41no	65	21.67	-	-	-	-	280	5	9	142	15.78	3.18	29.78	-	3/34	
COOMBER, Ian	172	24	19	10	9no	36	4	-	2	-	-	1497	20	28	583	20.82	2.34	53.18	1	5/27	
COPE, John	190	11	12	3	33	102	11.33	-	2	-	-	506	8	11	230	20.91	2.73	46	-	-	
COPPLESTONE, Frank	64	17	22	1	57	277	13.19	-	6	-	-	752	16	17	339	19.94	2.70	44.24	-	-	
COULSTOCK, Bob	143	1	1	-	9	9	9	-	-	-	-	did not bowl									
COUSINS, C	13	3	5	-	25	42	8.4	-	3	-	-	n/a	n/a	13	129	9.92	n/a	n/a	1	6/14	
COWPERTHWAITTE, Cyril	120	3	3	2	9no	13	13	-	-	-	-	8	-	-	7	-	-	-	-	-	-
COWPERTHWAITTE, James	68	74	81	19	129	1663	26.82	2	21	-	2	83	-	1	59	59	-	-	-	-	-
CRANE, Neville	267	104	116	17	128	1896	19.15	2	47	-	-	287	5	6	162	27	3.39	47.83	-	-	
COX, Michael	398	29	28	4	72	387	16.13	-	6	-	-	1791	73	41	716	17.46	2.39	43.68	1	5/48	
CRAWFORD, Lachlan	418	2	did not bat									36	-	2	31	15.5	-	-	-	2/31	
CRICHTON, Peter	185	75	63	20	40	302	7.30	-	18	-	1	7029	79	185	3314	17.91	2.83	37.91	1	8/34	
CROFT, Aaron	435	16	15	2	100no	371	28.54	1	5	-	-	292	9	2	158	79	3.25	146	-	1/15	
DAGNALL, Charles	392	9	9	3	19	73	12.17	-	2	-	-	867	47	22	393	17.87	2.72	31.23	2	5/42	
DAHLENBURG, Charlie	517	5	5	1	33no	46	11.5	-	2	-	-	did not bowl									
DALRYMPLE, Ian	442	3	3	-	24	37	12.33	-	-	-	-	6	-	-	9	-	-	-	-	-	-
DARE, Levi	467	8	6	-	20	45	7.5	-	3	-	-	366	7	8	223	27.88	3.66	45.75	-	4/55	
DAVEY, John	297	3	3	-	13	25	8.33	-	-	-	-	32	-	-	23	-	-	-	-	-	-

N&CCC First XI Career statistics

During the 96 playing seasons of the N&CCC a total of 556 players have played in the First XI.

Cap no	Games	Innings	Not Outs	Highest Score	AGG	Average	100s	catch	stump	P'ships	Balls bowled	Mdns	WKTS	Runs	Average	Runs/Over	Strike Rate	5wkts plus	Best Bowling
DAVID, Robert	266	1	1	-	10	10	-	-	-	-	128	3	4	51	12.75	2.39	30.75	-	-
DAVID, N	31	8	12	-	48	116	9.67	-	4	-	did not bowl								
DAVID, T. Arthur	10	46	43	4	49	541	13.87	-	19	-	1577plus	21plus	71	856	12.06	n/a	n/a	3	5/30
DAVID, V	34	1	1	-	2	2	2	-	-	-	n/a	n/a	8	75	9.4	n/a	n/a	-	4/21
DAVIES, Edward	204	2	2	-	2	2	1	-	-	-	48	-	-	36	-	-	-	-	-
DAVIES, John E.	226	15	15	-	72	226	15.07	-	6	-	568	1	5	357	71.40	3.77	113.60	-	-
DAVIS, Jackson	450	87	57	23	18no	258	7.59	-	28	-	4594	141	105	2884	27.47	3.77	43.75	2	5/37
DAVIS, Ken H.	321	70	66	9	89	2125	37.28	-	33	-	3235	17	50	1189	23.78	2.21	64.70	-	4/52
DAVIS, Mitchell	487	12	10	4	15no	46	7.67	-	3	-	501	11	8	400	50	4.79	62.63	-	4/74
DAVIS, Rodney	265	10	11	3	18	64	8	-	2	-	1464	21	21	658	31.30	2.69	69.71	-	-
DEAN, A. Laurie	75	4	4	2	11	24	12	-	1	-	did not bowl								
DEAN, R.	280	13	12	-	69	244	20.33	-	2	-	did not bowl								
DEARY, Chay	551	21	16	2	116	408	29.14	1	24	-	275	6	10	180	18	3.93	27.50	-	4/23
De GARIS, Clem	76	5	5	1	22	40	10	-	1	-	did not bowl								
De GOLDI, Lawrie	228	102	102	19	96	1594	19.20	-	94	17	24	-	1	24	24	-	-	-	-
De GOLDI, Ray	230	6	6	1	24	45	9	-	-	-	did not bowl								
De GOLDI, Russell	243	38	39	2	78	659	17.81	-	10	-	1360	12	26	795	30.58	3.51	52.31	-	-
del RIO, Darcy	455	7	7	1	27no	78	13	-	3	-	32	0	3	35	11.67	6.57	10.67	-	3/15
DENNY, Dale	472	39	37	7	72	702	23.40	-	6	-	2801	116	55	1472	26.76	3.15	50.93	2	6/8
DICKSON, Robert	181	18	18	4	63no	191	13.14	-	4	-	40	2	2	14	7	-	-	-	-
DIMOVSKI, Scott	477	9	9	1	19	76	9.5	-	1	-	18	-	-	6	-	-	-	-	0/6
DOLBY, Matthew	454	1	1	-	4	4	4	-	-	-	did not bowl								
DONAGHY, Michael	98	24	28	6	59	397	18.05	-	6	-	16	-	1	18	18	-	-	-	-
DOOLEY, Brendan	363	5	5	1	36	67	16.25	-	3	-	161	1	6	139	23.33	5.18	26.83	-	2/24
DOYLE, J. Des McCabe	87	34	36	4	103no	1319	41.22	2	9	-	3234	65	94	1374	14.63	2.55	34.40	8	8/56
DOWNIE	35	1	1	-	16	16	16	-	-	-	n/a	n/a	1	6	6	n/a	n/a	-	1/6
DUFF, James	404	4	4	-	57	74	18.50	-	1	-	did not bowl								
DUTHIE, Dean	414	1	1	1	18no	18	infin	-	1	-	did not bowl								
DUTTON, Geoff	353	21	22	7	24no	159	10.6	-	8	-	978	41	19	401	21.11	2.46	51.47	-	3/21
EASON, Ben	505	3	2	-	10	10	5	-	-	-	did not bowl								
EASON, Sam	448	26	26	1	30	177	7.08	-	6	-	1074	19	17	775	45.59	4.33	63.18	-	3/58
EASTMAN, Patrick	464	4	3	-	27	27	9	-	2	-	90	3	2	70	35	4.67	45	-	2/43
EDWARDS, Brian J.	271	172	163	23	114	3804	27.17	4	73	-	15052	460	351	5445	15.51	2.17	42.88	18	7/33
EGAN, Trevor	388	26	26	1	70	664	26.56	-	9	-	23	-	-	15	-	-	-	-	0/2
EKSTEDT, Dennis	270	6	6	-	52	133	22.16	-	-	-	did not bowl								
ELLIOT, Gary	355	8	8	-	24	87	10.88	-	1	-	did not bowl								
ELLIS, G	144	2	2	-	8	13	6.50	-	-	-	did not bowl								
ELLIS, Max	350A	1	1	-	1	1	1	-	-	-	did not bowl								
ELVINS, Dr.	7	5	5	2	28no	53	17.67	-	4	-	did not bowl								
ESKRIGGE, Darren	379	1	1	-	4	4	4	-	-	-	36	1	-	20	-	-	-	-	0/20
FAIRCHILD, Nicholas	488	19	16	3	39	148	11.38	-	10	-	859	17	18	528	29.33	3.68	47.78	-	3/7
FALCONER, Peter	199	28	28	4	74	534	22.25	-	7	-	32	-	2	24	12	-	-	-	-
FALCONER, Robert	184	16	16	2	27	59	4.21	-	1	-	392	3	8	153	19.12	2.34	49	-	-

N&CCC First XI Career statistics

During the 96 playing seasons of the N&CCC a total of 556 players have played in the First XI.

Cap no	Games	Innings	Not Outs	Highest Score	AGG	Average	100s	catch	stump	P'ships	Balls bowled	Mdns	WKTS	Runs	Average	Runs/Over	Strike Rate	5wkts plus	Best Bowling
FAREY, D.	105	9	12	2	20	98	9.80	-	-	-	40	-	1	44	44	-	-	-	-
FAREY, Dennis S.	216	2	3	-	16	21	7	-	-	-	did not bowl								
FAREY, George	110	10	10	2	23	57	7.12	-	3	1	did not bowl								
FARROW, William	261	3	2	-	30	45	22.50	-	-	-	16	-	1	9	9	-	-	-	-
FAYERS, Chris	357	26	21	11	13no	75	7.50	-	9	1	2934	132	67	1202	17.94	2.46	43.79	3	6/53
FEATHERSTON, Craig	413	31	29	7	43	443	20.14	-	12	1	2553	83	53	1083	20.43	2.55	48.17	1	5/43
FEGAN, Frank	51	60	62	7	70	803	14.60	-	20	3	3296	28	74	1652	22.32	3.01	44.54	-	-
FERGUSON, Laurie	244	18	18	9	17no	65	7.22	-	3	-	1240	18	29	717	24.72	3.47	42.76	1	5/34
FERGUSON, Riley	475	27	29	1	117	799	28.54	1	7	-	20	0	1	18	18	-	-	-	1/11
FIMMEL, Harry	180	30	26	5	72	258	17.05	-	26	7	did not bowl								
FISHER, Jeff	374	39	30	10	53no	335	16.75	-	12	2	3273	119	63	1457	23.13	2.67	51.96	2	5/33
FISHER, P	223	3	3	1	5	9	4.50	-	-	-	40	3	1	3	3	-	-	-	-
FLANAGAN, Barry	338	2	2	1	3	5	5	-	2	-	did not bowl								
FLEET, Bradley D.	408	17	15	5	15no	63	6.3	-	2	-	1438	52	26	750	28.85	3.13	55.31	-	4/46
FLEET, Darren	420	30	24	5	48no	247	13.00	-	13	-	1802	62	52	855	16.44	2.85	34.65	2	6/41
FOSS, Justin	483	21	20	3	86no	459	27	-	12	-	1513	59	38	782	20.57	3.10	39.81	3	6/70
FOSTER, Allan J.	283	1	1	1	14no	14	14	-	1	-	88	-	1	64	64	-	-	-	-
FOSTER, John	195	5	7	-	46	121	17.29	-	-	-	104	1	2	51	25.50	-	-	-	-
FOSTER, Robert	274	11	11	-	39	154	14	-	3	-	8	-	-	2	-	-	-	-	-
FRANKLIN, Gavin	402	1	1	-	8	8	8	-	2	-	did not bowl								
FRANKLIN, Shane	514	29	26	2	68	338	14.08	-	9	-	844	21	23	504	21.91	3.58	36.70	1	4/29
FRENCH, L	99	11	11	2	50no	143	15.89	-	1	-	104	-	1	92	92	-	-	-	-
GARRIGAN, Andrew	463	5	5	-	31	59	11.8	-	-	-	did not bowl								
GERRARD, F	147	1	1	-	0	0	0	-	-	-	did not bowl								
GIBSON, Ryan	529	12	12	-	145no	325	27.08	1	5	-	763	34	19	394	20.74	3.68	47.78	1	5/72
GILBY, Peter	287	5	6	2	25	66	16.50	-	2	-	did not bowl								
GLUTH, D	145	2	2	-	1	1	0.5	-	-	-	did not bowl								
GOGGIN, Brett	344	125	119	13	130no	2936	27.70	3	175	20	432	13	7	155	22.14	2.15	61.71	-	3/30
GOODLEW, W.	257	5	5	-	30	70	14.00	-	2	-	280	2	9	146	16.22	3.13	31.11	1	6/32
GOSBELL, A.J. (Ike)	132	110	109	11	112	2786	28.43	2	70	82	28	1	3	12	4	-	-	-	-
GOSS, Will	506	3	3	-	23	30	10	-	-	-	did not bat								
GOVE, Shannan	433	23	19	9	17no	66	6.60	-	2	-	1182	22	22	890	40.45	4.52	53.73	-	4/32
GRENFELL, Sydney	57	29	32	5	53	313	11.59	-	8	1	632	3	11	303	27.55	2.88	57.45	-	-
GRIFFEN, William	263	10	8	1	16	39	5.57	-	1	-	1137	19	20	534	26.70	2.82	56.85	1	8/43
GROSS, Graeme	197	1	1	1	0no	0	~	-	-	-	24	-	1	40	40	-	-	-	-
GROVES, Rod	317	5	5	1	32no	92	23.00	-	2	-	16	-	-	10	-	-	-	-	-
GUIDA, Noah	541	27	18	4	60no	295	21.07	-	5	-	872	11	19	715	37.63	4.92	45.89	1	5/46
GUNN, Ian	191	11	12	1	28	123	11.18	-	2	-	236	2	4	146	36.50	3.71	59.00	-	-
HANSEN, Greg	299A	1	did not bat		did not bowl														
HARRIS, Clinton	202	35	33	5	62no	335	11.96	-	6	-	1453	19	39	653	16.74	2.69	76.47	2	5/12
HARRIS, Rohan	385	5	5	1	13no	22	5.50	-	6	1	did not bowl								
HARRISON, Edward	157	7	7	1	17	25	4.25	-	1	-	did not bowl								

N&CCC First XI Career statistics

During the 96 playing seasons of the N&CCC a total of 556 players have played in the First XI.

Cap no	Games	Innings	Not Outs	Highest Score	AGG	Average	100s	catch	stump	P'ships	Balls bowled	Mdns	WKTS	Runs	Average	Runs/Over	Strike Rate	5wkts plus	Best Bowling
HARRISON, Jamie	465	32	21	11	15	93	9.3	-	7	-	2354	82	49	1145	23.37	2.92	48.04	2	6/29
HASSETT, Harry	50	11	12	1	100no	340	30.91	1	5	-	488	5	15	142	9.47	1.75	32.53	1	6/25
HASSETT, R. (Dick)	55	6	6	-	58	143	23.83	-	5	-	730	9	35	292	8.34	2.40	20.86	2	9/16
HASSETT, Vin X.	61	221	276	24	191no	8640	34.29	17	92	-	4723	55	89	2225	24.45	2.83	53.07	2	5/41
HASTIE, Ian	383	36	36	5	45	550	17.74	-	15	-	1110	45	15	565	37.67	3.05	74	-	4/26
HAZELDINE, E	232	15	22	1	37	201	9.57	-	4	-	112	-	2	94	47	-	-	-	-
HEARD, Harry	133	15	15	2	145	803	61.77	3	7	-	368	4	6	188	31.33	3.07	61.33	-	-
HEDLAM, Frank	81	3	3	-	14	20	6.67	-	-	-	40	1	-	14	-	-	-	-	-
HEDLEY, Steve J.	63	75	86	17	51	1026	14.87	-	52	66	2	did not bowl	-	-	-	-	-	-	-
HENDERSON, Barry	220	12	11	1	60	158	15.80	-	-	-	112	-	1	65	65	-	-	-	-
HERBERT, Harry	189	2	2	-	24	26	13	-	-	-	112	3	1	34	34	-	-	-	-
HICKEY, Alex	474	2	1	-	32	32	32	-	-	-	196	3	4	123	30.75	3.76	49.01	-	3/46
HICKLETON, Dennis	356	34	36	9	63	573	21.22	-	24	-	1400	64	26	638	24.54	2.73	53.85	-	3/6
HIGGINS, David	116	16	22	3	51	349	18.36	-	2	-	did not bowl	-	-	-	-	-	-	-	-
HIGGINS, Geoff	117	1	1	-	4	4	4	-	1	-	did not bowl	-	-	-	-	-	-	-	-
HIGGINS, Russell	114	48	51	8	121	981	22.81	1	9	-	104	-	3	120	40	-	-	-	-
HILL, Lyle	136	10	10	5	25no	66	13.20	-	7	-	248	1	10	149	14.90	3.60	34.67	-	-
HILL, Oscar A	540	3	2	-	7	13	6.5	-	1	-	70	2	1	38	38	3.26	70.02	-	1/21
HINCHLIFFE, David	198	26	18	4	25	165	11.79	-	7	-	1722	28	54	796	14.74	2.77	31.89	3	6/26
HIRST, Godfrey	92	8	7	2	4	5	1	-	2	-	178	-	2	104	52.00	3.51	89	-	-
HIRST, Jack	85	66	67	9	68	637	10.98	-	17	-	3648	48	92	1779	19.34	2.93	39.65	4	7/14
HIRST, Peter N.	210	4	5	2	8	20	6.67	-	-	-	100	2	2	44	22	-	-	-	-
HOBBS, J	104	1	2	-	20	20	10	-	1	-	368	5	7	167	23.86	2.72	52.57	-	-
HOBBS, Noel	112	9	9	2	8	36	5.14	-	-	-	104	-	3	59	19.67	-	-	-	-
HOCKING, Ian	178	33	24	7	30no	120	7.06	-	6	-	1080	10	19	445	23.42	2.47	56.84	-	4/9
HODGE, Dylan	515	63	54	8	83	997	21.67	-	30	-	3304	108	71	1627	22.92	2.95	46.54	-	4/24
HODGES, R.F	17	8	8	2	7	23	3.83	-	2	-	did not bowl	-	-	-	-	-	-	-	-
HOGAN, Isaac	535	39	39	3	104	1001	28.81	1	10	-	378	6	10	279	27.9	4.43	50.4	-	3/48
HOLDEN, Bruce	302	23	24	2	75	641	29.14	-	8	-	344	8	6	156	26	2.72	57.33	-	-
HOLDSWORTH, Alan	123	11	12	7	38no	92	18.40	-	6	-	344	3	8	160	20	2.79	43	-	-
HOOD, Wayne	227	19	21	4	56	192	11.29	-	8	-	704	15	11	439	39.91	3.74	64	-	-
HOPE, J.	127	7	4	-	31	58	14.50	-	2	-	88	2	1	48	48	-	-	-	-
HORNE, J.	101	8	11	3	24	102	11.50	-	2	-	136	-	-	85	-	-	-	-	-
HORNSEY, Graeme	256	15	1	-	2	2	2	-	-	-	did not bowl	-	-	-	-	-	-	-	-
HORNSEY, Vic	149	30	27	4	105no	683	29.70	1	13	-	2612	23	38	750	19.74	1.72	68.74	1	5/47
HOSE, Dale	396	4	2	-	31	32	16	-	2	1	did not bowl	-	-	-	-	-	-	-	-
HOSKING, Tim	467	73	69	5	81	978	15.28	-	58	-	12	-	-	7	-	-	-	-	0/1
HOSSACK, Donald	167	11	2	-	33	34	17	-	1	-	48	-	-	25	--	-	-	-	-
HOVEY, Scott	430	11	10	-	25	145	14.5	-	4	-	782	34	19	349	18.37	2.68	41.16	1	5/30
HOWARD, Charles	95	2	2	-	11	19	9.50	-	1	-	48	2	-	27	-	-	-	-	-
HOWARD, Robert	268	1	2	-	4	4	2.00	-	-	-	80	-	-	63	-	-	-	-	-
HUCKER, Scott	401	76	56	7	68no	711	14.51	-	15	-	7814	383	171	2876	16.82	2.21	45.70	10	7/14

N&CCC First XI Career statistics

During the 96 playing seasons of the N&CCC a total of 556 players have played in the First XI.

	Cap no	Games	Innings	Not Outs	Highest Score	AGG	Average	100s	catch	stump	P'ships	Balls bowled	Mdns	WKTS	Runs	Average	Runs/Over	Strike Rate	5wkts plus	Best Bowling
HUMPHREYS, Brett R.	364	2	2	-	25	27	13.50	-	2	-	-	18	3	1	4	4.00	-	-	-	1/4
HUNT, Josh	443	6	6	-	62	205	34.17	-	1	-	-	did not bowl								
HUNTER, Murray	300	9	10	2	27	104	13	-	-	-	-	74	1	3	47	15.67	-	-	-	-
HYSLOP, Gordon	251	2	3	-	12	20	6.67	-	1	-	-	40	-	-	46	-	-	-	-	-
IBBS, Jake	484	24	26	-	81	485	18.65	-	5	-	-	42	-	-	27	-	-	-	-	0/2
ILLINGWORTH, Bruce	262	12	9	4	22no	81	16.20	-	3	-	-	368	2	7	202	28.86	3.29	52.57	-	-
IVERMEE, Brian	273	5	5	1	34	74	18.50	-	-	-	-	136	-	2	59	29.50	2.60	68-	-	-
JACKSON, Matt	432	12	11	3	18	41	5.13	-	3	-	-	647	16	8	310	37.63	3.71	60.87	-	3/16
JAMES, Jack	150	45	41	9	55	568	17.75	-	24	-	1	2352	21	90	1643	18.26	4.19	26.13	4	6/41
JAQUES, Jack	122	10	13	1	104	520	43.23	2	2	-	-	32	-	-	18	-	-	-	-	-
JARMAN, Tim D.	391	53	50	7	59	791	18.40	-	23	-	-	1225	36	17	687	40.41	3.36	72.06	-	4/39
JEFFERIES, Anthony	359	98	98	5	82	2035	21.88	-	42	1	3	7696	293	179	3252	18.17	2.54	42.99	5	8/29
JEFFERIES, Hayden	523	2	1	-	1	1	1	-	-	-	-	66	1	1	41	41	3.73	66	-	1/24
JEFFERIES, Peter	367	56	54	6	97	1053	21.94	-	24	-	1	483	17	9	270	30	3.35	53.67	-	2/8
JEFFERIES, Sam	522	2	1	-	2	2	2	-	-	-	-	42	-	1	21	21	3	42	-	1/10
JEWELL, David	169	34	19	5	37	186	13.29	-	4	-	1	24	-	1	25	25	-	-	-	-
JEWELL, Ray	176	3	3	1	34	36	18	-	-	-	-	did not bowl								
JOHNSON, Malcolm	239	22	24	-	54	221	9.21	-	5	-	-	59	-	-	44	-	-	-	-	-
JOHNSTONE, Guy	347	3	3	-	15	19	6.33	-	-	-	-	did not bowl								
JONES, Norm	89	3	3	-	3	3	1	-	-	-	-	12	-	-	5	-	-	-	-	-
JUST, Frank	67	85	91	8	189	2990	36.03	8	24	-	1	34	-	3	21	7	-	-	-	-
KALZ, Adam	512	2	1	-	0	0	0	-	-	-	-	66	4	-	16	-	-	-	-	0/3
KELLY, Peter	362	23	23	-	73	639	27.78	-	42	8	1	did not bowl								
KENNEDY, Matt	478	10	8	4	10no	35	8.75	-	-	-	-	442	11	8	261	32.63	3.54	55.25	-	3/33
KELSON, Michael	424	46	49	3	115	1218	26.48	1	37	10	-	18	-	-	12	-	-	-	-	0/2
KERGER, Max	183	10	7	1	27	45	7.50	-	2	-	-	did not bowl								
KIBBIS, Jason	substitute fieldsman								1											
KIDDLE, Rodney	412	96	90	18	158no	2806	38.97	3	46	-	2	4476	213	68	1628	23.94	2.18	65.82	-	3/16
KIDDLE, Thomas	547	9	7	-	30	70	11	10	-	2	-	4	0	1	35	35	8.75	24	-	1/35
KIRTON, Dave	118	10	11	1	18	68	6.80	-	4	11	-	did not bowl								
KNOX, William	129	17	14	4	28no	75	7.50	-	8	-	-	1116	8	28	554	19.79	2.98	39.86	1	6/67
LAIDLAW, Jim	107	35	33	8	35	215	8.60	-	13	-	-	2098	21	44	1021	23.20	2.92	47.68	-	-
LAMB, Frank	160	10	7	2	70	114	22.80	-	2	-	-	8	-	-	4	-	-	-	-	-
LAMB, John	225	51	53	17	46no	453	12.58	-	30	-	1	4208	54	75	2050	27.33	2.92	53.71	1	5/63
LANGLEY, Will	530	1	1	-	0	0	0	-	1	-	-	did not bowl								
LANYON, David	395	11	10	-	40	146	14.6	-	-	-	-	608	18	8	281	35.13	2.77	76	-	2/15
LAVARS, Adam	444	17	17	-	52	279	16.41	-	4	-	-	30	-	-	28	-	5.60	-	-	0/14
LAWLER, Harry	21	11	11	-	44	174	16.7	-	5	-	-	n/a	n/a	6	154	25.7	n/a	n/a	-	2/21
LAWLER, Jack	36	3	3	1	0no	0	0	-	-	-	-	did not bowl								
LAWRENCE, Daniel W	496	12	13	-	191	556	42.77	2	14	4	-	24	0	2	34	17	12	8.5	-	2/34
LEWIS, Jorden	457	20	18	4	28	121	8.64	-	5	-	-	1492	481	24	620	25.83	2.49	62.17	1	35/58
LEE, D	37	3	2	-	0	0	0	-	-	-	-	did not bowl								
Le HUNT, Ken	275	67	72	6	125no	1248	18.91	1	18	2	1	24	1	1	11	11	-	-	-	-

N&CCC First XI Career statistics

During the 96 playing seasons of the N&CCC a total of 556 players have played in the First XI.

	Cap no	Games	Innings	Not Outs	Highest Score	AGG	Average	100s	catch	stump	P'ships	Balls bowled	Mdns	WKTS	Runs	Average	Runs/Over	Strike Rate	5wkts plus	Best Bowling	
Le HUNT, Robert	238	1	1	-	16	16	16	-	-	-	-	16	-	-	6	-	-	-	-	-	
LOATS, Brett	456	10	8	4	6	9	1.8	-	-	-	-	444	11	10	307	30.7	4.14	40.36	-	4/51	
LOCANDRO, Nicholas	498	6	7	2	29no	101	20.20	-	3	-	-	66	-	3	83	27.67	7.55	22	-	2/43	
LOCKE, Fraser	526	4	4	-	28	33	8.25	-	-	-	-	48	1	0	31	-	-	-	-	0/10	
LONGDEN	38	1	1	-	14	14	14	-	1	-	-	did not bowl									
LOOKER, Eric	78	9	10	1	20no	87	9.67	-	-	-	1	80	-	1	65	65	-	-	-	-	
LOWTHIAN, Jack	126	8	8	4	25no	112	28	-	4	-	-	1099	16	38	473	12.45	2.58	28.92	3	7/4	
LUDOWYK, David	295	5	5	-	11	21	4.20	-	1	-	-	488	8	13	240	18.50	2.95	37.54	-	-	
LUDOWYK, Tim J.	294	67	41	22	31no	296	15.58	-	26	-	3	4983	156	102	1935	18.97	2.33	48.85	1	5/21	
LUKE, J. A. (Sam)	340	2	2	-	0	0	0	-	3	-	-	96	6	3	27	9	-	-	-	3/27	
LUNN, Stephen J.	291	49	52	6	114	940	20.72	1	17	-	1	628	9	9	343	38.11	3.28	69.78	-	-	
LUTTRELL, H. (Bert)	171	2	2	-	1	1	0.50	-	-	-	-	did not bowl									
LYNCH, Chris J.	315	90	94	6	113	2837	32.24	3	64	1	6	2390	90	53	999	18.85	2.51	45.09	2	5/19	
LYNCH, Peter	468	20	13	5	47no	189	23.63	-	4	-	-	1314	28	19	661	34.79	3.02	69.16	1	5/82	
Mac ARTHUR, Ernest	282	18	9	5	30	60	15	-	7	-	-	1601	28	39	756	19.38	2.83	41.05	1	7/36	
MACHAR, Tim	substitute fieldsman								1												
MacKENZIE, Alan	304	11	12	1	68	224	20.36	-	2	-	-	did not bowl									
MADDERN, Jim	62	11	15	5	44no	162	16.20	-	1	-	-	160	5	11	85	7.78	2.59	32	1	6/16	
MAHER, Justin	481	16	15	1	31	141	10.07	-	6	-	-	1023	18	24	718	29.92	4.21	42.63	2	5/56	
MAHONEY, Dean	377	10	10	4	10	47	7.83	-	3	-	-	838	40	16	353	22.06	2.53	52.38	-	3/58	
MANTHORPE, Dominic	518	4	3	1	50no	78	39	-	-	-	-	252	7	9	125	13.89	2.98	28	1	5/34	
MARENDAZ, Phillip	296	8	8	1	29	91	13	-	4	-	-	8	-	-	5	-	-	-	-	-	
MARSHALL, Philip J.	246	10	8	1	35	176	25.15	-	1	-	-	24	-	1	26	26	-	-	-	1/26	
MATHIESON, Adrian	322	1	1	1	3no	3	3	-	3	-	-	did not bowl									
MATHIESON, Cory	447	60	58	7	68no	1106	21.69	-	68	5	-	24	-	-	27	-	-	-	-	0/27	
MATHIESON, Ian	323	30	29	3	57	401	15.42	-	10	-	2	did not bowl									
MATTHEWS, John	208	1	1	-	0	0	0	-	-	-	-	24	-	-	10	-	-	-	-	-	
MATTHEWS, Tim	423	9	6	1	14	31	6.20	-	3	-	-	336	10	8	136	17	2.43	42	1	5/21	
Mc CALLUM, Geoff	240	3	3	2	10	12	12	-	2	-	-	232	3	2	130	65	3.36	116	-	-	
Mc DONALD, I	260	3	3	-	31	61	20.33	-	2	-	-	did not bowl									
Mc DONALD, Jamie	387	22	22	-	51	459	20.86	-	43	8	-	12	-	-	7	-	-	-	-	0/7	
Mc DONALD, Norm	47	23	31	2	80no	687	23.68	-	15	1	1	200	3	4	82	20.5	2.46	50	-	-	
Mc GIBBON, Syd	125	9	11	1	22	65	6.50	-	2	-	-	did not bowl									
Mc GUANE, Nick	503	62	43	29	19no	135	9.64	-	15	-	-	4166	165	100	2069	20.69	2.98	41.66	4	6/58	
Mc KAY, Gavin	369	2	2	-	2	2	1	-	-	-	-	did not bowl									
Mc KAY, Thomas	69	7	7	1	31	97	16.17	-	1	-	-	472	3	6	230	38.33	2.92	78.67	-	-	
McKENNA, Patrick	548	28	25	2	141no	712	30.96	2	511	-	-	708	26	32	635	19.84	5.38	22.12	1	5/83	
McKENNA, Ronnie	552	14	14	2	106	528	44	2	12	5	-	6	0	0	5	-	5	-	-	05	
Mc KENZIE, Cameron A.	342	2	did not bat									54	-	-	55	-	-	-	-	-	
Mc KEWAN, Keith	79	21	18	2	52	294	18.38	-	8	-	-	96	-	2	50	25	-	-	-	-	
Mc MAHON, Andrew	370	2	2	-	7	11	5.50	-	-	-	-	did not bowl									
Mc MILLAN, L.	237	1	2	1	9no	14	14	-	-	-	-	did not bowl									
Mc NAIR	39	3	3	1	11	13	6.5	-	-	-	-	did not bowl									

N&CCC First XI Career statistics

During the 96 playing seasons of the N&CCC a total of 556 players have played in the First XI.

Cap no	Games	Innings	Not Outs	Highest Score	AGG	Average	100s	catch	stump	P'ships	Balls bowled	Mdns	WKTS	Runs	Average	Runs/Over	Strike Rate	5wks plus	Best Bowling
Mc PHEE, John	212	5	7	-	24	32	4.57	-	2	-	-	-	did not bowl	-	-	-	-	-	-
Mc ROBERTS, A.M	24	26	10	-	43	163	16.3	-	-	-	n/a	n/a	3	77	25.67	n/a	n/a	-	2/14
Mc TAGGART, David	314	2	2	1	6no	10	10	-	-	-	72	2	1	17	17	-	-	-	1/17
MEANEY, Keith	168	95	93	8	117no	1278	14.69	1	29	-	7351	94	179	3423	19.12	2.79	41.07	3	7/16
MEEK, Frank	327	56	42	23	30	353	18.58	-	10	-	5280	262	100	2004	20.04	2.28	52.80	2	5/32
MEREDITH, Tom	539	44	41	3	106no	1245	32.76	1	231	13	-	-	did not bowl	-	-	-	-	-	-
MERRIMAN, Bennett J.	469	10	8	1	109no	171	24.43	1	4	-	282	3	6	194	32.33	4.13	47	-	2/21
MERRIMAN, Michael	292	40	41	4	38	432	11.68	-	6	-	-	-	-	did not bowl	-	-	-	-	-
MERRIMAN, Robert F.	221	175	174	29	132	4036	27.83	4	85	1	12274	164	372	5885	15.82	2.88	32.99	23	8/45
METHERALL, Len	97	9	9	1	148	418	52.25	2	12	-	60	-	1	59	59	-	-	-	-
MICKLEBURGH, Jaik	446	12	12	-	42	223	18.58	-	4	-	545	1	11	364	33.09	3.83	51.82	-	3/12
MIDDLEMISS, Craig	337	2	3	-	67	76	25.67	-	-	-	6	-	-	4	-	-	-	-	-
MIDDLETON, Heath	407	23	24	2	55	364	16.55	-	16	-	1	-	-	2	-	-	-	-	0/2
MILES, Fred	151	30	21	4	41	270	15.88	-	11	-	1432	16	27	561	20.80	2.35	53.04	1	5/87
MILNE, George A.C.	88	7	4	-	39	100	25	-	-	-	160	1	3	71	23.67	-	-	-	-
MITCHELL, Adrian	249	7	8	2	35	89	14.83	-	2	-	-	-	-	did not bowl	-	-	-	-	-
MITCHELL, Chris	252	7	8	2	94	432	72	-	2	-	-	-	-	did not bowl	-	-	-	-	-
MITCHELL, Russell	328	97	98	9	213no	1844	20.72	2	35	-	102	3	2	55	27.5	-	-	-	1/2
MITCHELL, Sam	521	30	25	-	70	479	19.16	-	12	-	36	1	1	15	15	2.53	6	-	1/15
MITCHELL, Tim	324	20	17	1	45	170	10.63	-	9	-	-	-	-	did not bowl	-	-	-	-	-
MITTON, Mike	222	51	26	9	14no	89	5.24	-	10	-	3624	46	80	1741	21.76	2.88	45.30	3	6/40
MITTON, Oliver	255	2	3	-	5	9	3	-	-	-	-	-	-	did not bowl	-	-	-	-	-
MONEY, Robert	233	1	1	-	12	12	12	-	-	-	24	-	-	21	-	-	-	-	-
MOORE, Peter	318	6	6	-	65	86	14.32	-	3	-	-	-	-	did not bowl	-	-	-	-	-
MORGAN, Bernie	349	11	13	1	30	86	7.17	-	8	-	624	32	18	244	13.56	2.35	34.67	1	5/23
MORGAN, Phillip	359	2	2	-	7	7	3.50	-	-	-	-	-	-	did not bowl	-	-	-	-	-
MULLEN, Scott	426	62	48	19	33no	337	11.62	-	17	-	4044	133	94	2187	23.27	3.25	43.01	2	5/40
MULLER, Luke	393	76	76	6	117	1932	27.60	2	36	-	3904	192	56	1599	28.55	2.46	69.71	1	5/22
MULLER, Jason	386	92	85	8	92	1349	17.29	-	31	-	1230	54	22	501	22.77	2.44	55.91	1	6/74
MULROYAN, Jack	179	146	176	3	118	3462	20.01	2	41	-	382	3	10	237	23.70	3.72	38.20	-	-
MUNDAY, Jim	96	10	10	-	61	166	16.60	-	7	-	298	3	1	127	127.00	2.56	298	-	-
MURDOCH, Shane	527	50	45	4	151	995	24.27	1	17	-	1542	37	40	949	23.73	3.69	38.55	1	5/67
MURRAY, David	351	6	7	1	27	80	13.33	-	4	-	69	3	3	29	9.67	2.52	23	-	3/16
MUTTON, Jim	48	12	12	3	45	200	22.22	-	7	-	18	-	1	19	19.00	-	-	-	-
NANCE, Alf	139	5	5	1	18no	59	14.75	-	2	-	245	1	6	165	27.50	4.04	40.83	-	-
NAGLE, Joseph	533	9	8	3	30no	90	18	-	3	-	140	4	1	115	115	4.93	139.9	-	1/22
NANKERVIS, Vic	124	28	27	3	32	260	10.83	-	30	21	-	-	-	did not bowl	-	-	-	-	-
NELSON, Clayton	406	4	3	2	12no	23	23	-	3	-	54	-	1	34	34	-	-	-	1/34
NELSON, Gavin	371	48	47	14	39no	595	18.03	-	16	-	4086	141	76	2236	29.42	3.28	53.76	-	4/46
NEVILLE, Ben	405	103	101	10	154no	2963	32.56	5	50	-	3605	119	55	1862	33.85	3.09	65.55	-	4/21
NEWLING, Ernest	14	1	1	-	0	0	0	-	-	-	-	-	-	did not bowl	-	-	-	-	-
NICHOLS, Tom	534	12	12	-	66	190	15.83	-	4	-	359	11	5	250	50	4.18	71.83	-	3/25
NICHOLSON, Ken	140	13	15	3	1no	70	5.84	-	10	-	1490	21	52	596	11.48	2.40	28.65	3	9/39

N&CCC First XI Career statistics

During the 96 playing seasons of the N&CCC a total of 556 players have played in the First XI.

Cap no	Games	Innings	Not Outs	Highest Score	AGG	Average	100s	catch	stump	P'ships	Balls bowled	Mdns	WKTS	Runs	Average	Runs/Over	Strike Rate	5wkts plus	Best Bowling
NORMAN, Joshua	542	20	13	7	6	23	3.83	-	7	-	810	14	17	582	34.24	4.31	47.65	-	3/52
NORTON, Lachlan	553	5	4	-	12	26	6.5	-	-	-	84	0	1	85	85	6.07	84	-	1/18
NUNN, Bruce A.	372	48	48	6	93	1150	27.38	-	20	-	2267	120	36	777	21.58	2.06	62.97	1	5/79
NUNN, Tim	470	11	11	-	87	225	25	-	5	-	did not bowl								
O'CONNOR, Adam	substitute fieldsman																		
O'LOUGHLIN, Damien	461	7	7	1	30	101	16.83	-	3	-	18	2	0	1	-	-	-	-	0/1
O'TOOLE	substitute fieldsman																		
OMAN, Geoff G.	277	57	59	1	87	1447	24.95	-	22	-	1734	74	39	509	13.05	1.76	44.46	1	5/42
OMAN, Greg	376	4	4	-	17	34	8.50	-	2	-	did not bowl								
OMAN, Warwick	303	32	38	2	100	497	13.81	1	10	-	did not bowl								
OPIE, Eric	29	6	8	1	15no	30	4.3	-	1	-	n/a	n/a	20	258	12.9	n/a	n/a	2	7/26
ORCHARD, Doug	130	17	18	3	68	230	15.33	-	14	-	976	3	38	831	21.89	5.11	25.68	3	6/66
ORCHARD, William H	131	20	21	4	105no	379	22.29	1	3	-	16	-	-	21	-	-	-	-	-
OVER, Barry	194	15	17	7	8	22	2.20	-	3	-	1000	16	14	456	32.57	2.74	71.43	1	6/51
PALMER, Noel	80	36	34	5	73	357	12.31	-	9	-	72	-	3	54	18.00	-	-	-	-
PANKRIDGE, William	163	2	1	1	2no	2	2	-	1	-	8	-	-	24	-	-	-	-	-
PARKER, Jody	439	2	1	-	2	2	2	-	2	-	54	3	-	33	-	-	-	-	0/13
PATTERSON, Tom	554	1	1	-	2	2	2	-	2	-	did not bowl								
PAWHA, Adit	493	1	1	-	10	10	10	-	2	-	did not bowl								
PEARCE, R. Dale	334	1	3	1	8no	10	5	-	3	-	6	1	-	0	-	-	-	-	-
PEARCE, Simon	436	23	21	3	78no	709	39.39	-	13	-	1016	21	19	636	33.47	3.76	53.47	-	3/26
PEPPER, Christopher	507	11	11	-	61	267	24.27	-	3	-	432	12	13	220	16.92	3.06	33.23	-	4/43
PETTER, Brad	451	1	1	-	2	2	2	-	1	-	66	2	1	43	43	3.91	66	-	1/14
PHILPOTT, Grant	511	3	3	-	9	12	4	-	1	-	12	1	0	4	-	-	-	-	0/4
POULTON, Ian R. W.	281	89	97	14	73	1548	18.65	-	24	-	40	1	1	22	22	-	-	-	-
PROFITT, Vic. H.	53	121	116	32	87no	1640	19.52	-	51	-	12991	248	303	5216	17.21	2.41	42.8	20	8/28
PURCELL, Kane	365	27	13	-	48	165	12.69	-	9	-	did not bowl								
PURNELL, Colin	22	46	41	3	115	1140	30	-	11	-	224	5	6	79	13.17	2.11	37.33	-	-
QUICK, Ross	173	11	10	2	42	211	26.37	-	4	-	32	-	-	16	-	-	-	-	-
RAMSDEN, GEOFF	264	3	2	-	9	15	7.50	-	1	-	did not bowl								
RANKIN, Cliff	113	5	5	-	17	24	4.80	-	2	-	323	5	6	118	19.67	2.19	58.83	-	-
RANKIN, Doug	90	6	8	-	14	36	4.50	-	1	-	120	-	1	70	70.0	3.50	120	-	-
RANKIN, E (Ted)	16	2	2	-	52	58	29	-	1	-	n/a	n/a	8	65	8.13	n/a	n/a	1	5/25
RANNER, Andrew	341	1	1	-	0	0	0	-	-	-	did not bowl								
RATCLIFFE, Eddie	480	3	3	2	37	59	29.5	-	3	-	6	-	-	6	-	-	-	-	0/6
RATCLIFFE, James	460	4	3	-	18	22	7.33	-	-	-	959	15	5	117	23.40	2.61	53.80	-	1/43
RAU, Simon	422	17	9	-	13	45	5	-	6	-	1268	27	35	774	22.11	3.23	36.63	1	5/53
REDPATH, Ron	111	9	12	2	24	71	7.10	-	-	-	did not bowl								
REES, John	411	50	50	6	85	1257	29.23	-	11	-	660	8	13	492	37.85	4.47	50.77	-	3/34
REID, Len	214	48	49	8	111	1052	25.67	1	19	-	3276	54	76	1422	18.71	2.60	43.1	1	6/86
REID, Stewart	70	4	5	2	17no	24	8	-	2	-	did not bowl								
REIDY, Sam	494	14	15	2	36	150	11.54	-	3	-	654	11	19	460	24.21	4.22	34.42	-	3/26
RHODES, George	549	15	12	1	104	426	38.73	2	6	-	647	8	16	400	25	3.72	40.31	-	3/28

N&CCC First XI Career statistics

During the 96 playing seasons of the N&CCC a total of 556 players have played in the First XI.

	Cap no	Games	Innings	Not Outs	Highest Score	AGG	Average	100s	catch	stump	P'ships	Balls			Runs	Average	Runs/Over	Strike Rate	5wkts plus	Best Bowling
												bowled	Mdns	WKTS						
RHODES, Graeme	258	90	90	17	45no	988	13.53	-	36	-	1	1280	22	20	718	35.90	3.37	64	-	-
RIAL, David	368	5	5	3	27no	58	29	-	1	-	-	479	14	4	235	58.75	2.94	119.7	-	2/37
RICHARDSON, Andy	346	7	7	1	13no	33	5.50	-	2	-	-	528	13	6	275	45.83	3.13	88	-	3/74
RICHARDSON, S	40	5	5	-	8	11	1.6	-	-	-	-	did not bowl								
RICHARDSON, Nick	438	40	39	1	45	572	15.05	-	18	-	-	66	-	3	62	20.67	5.64	22	-	3/24
ROACH, J.	135	1	1	-	0	0	0	-	-	-	-	14	-	1	4	4	-	-	-	1/4
ROBERTSON, Jack	2	14	18	-	19	119	6.61	-	-	7	-	did not bowl								
ROBSON, Stan	71	19	19	-	73	422	22.21	-	3	-	-	1343	21	23	563	24.48	2.52	58.39	-	-
ROMNEY, John	211	25	28	3	52no	274	10.96	-	12	-	1	1050	-	32	870	27.19	4.97	32.81	-	-
ROOKE, John	203	11	18	3	24	175	11.67	-	3	-	1	105	-	4	96	24	-	-	-	-
ROSS, Cameron	384	9	9	1	48	161	20.12	-	3	-	-	175	5	3	65	21.67	2.23	58.33	-	1/2
ROSS, Graeme	373	25	25	10	51no	392	26.13	-	6	-	1	786	39	13	261	20.08	1.99	60.46	-	4/13
ROSS, Iain	311	1	1	-	1	1	1	-	-	-	-	did not bowl								
ROSS, John	174	30	25	7	24	149	8.28	-	14	-	-	1800	9	65	1091	16.78	3.64	27.69	3	5/17
ROUSSETY, Yves	437	113	109	19	83	1711	19.01	-	42	2	-	237	12	4	145	36.25	3.69	59.25	-	2/49
ROYCE, Devon	360	35	34	9	65no	433	17.32	-	19	-	1	2377	110	50	1112	22.24	2.81	47.54	-	4/24
ROYCE, Donald N.	299	2	2	1	10	10	10	-	-	-	-	did not bowl								
ROYCE, Jack	531	4	3	-	14	17	5.67	-	-	-	-	48	2	0	22	-	2.75	-	-	0/22
ROYDHOUSE, Don	138	18	19	2	86no	337	19.84	-	4	2	-	8	-	-	15	-	-	-	-	-
RUDOLPH, Matthew	382	46	39	22	26no	161	9.47	-	11	-	-	4420	157	90	2181	24.23	2.96	49.11	3	5/55
RUSSELL, Cameron	445	4	3	1	32no	48	24	-	-	-	-	228	5	4	166	41.5	4.37	57	-	2/37
RUSSELL, J.	102	9	13	-	87	143	11	-	3	-	-	448	3	4	244	61	3.00	112	-	-
RUSSELL, Jim A.	46	19	21	1	47	310	15.50	-	6	-	2	67	-	4	26	6.5	-	-	-	-
RUSSELL, Morrie	215	1	1	-	3	3	3	-	-	-	-	96	1	3	42	14	-	-	-	-
SAMPFORD, P	41	2	2	1	5no	9	9	-	-	-	-	did not bowl								
SCANLON, Liam	543	6	6	-	10	24	4	-	2	-	-	did not bowl								
SCENEY, Rob	306	1	1	-	16	16	16	-	1	-	-	96	2	3	73	24.33	-	-	-	-
SCHOFIELD, A. George	84	152	158	17	114	3364	23.86	2	96	-	3	11967	265	473	7741	16.37	3.89	25.3	34	8/41
SCHOFIELD, Vic	91	5	5	2	9	30	10	-	1	-	-	6	-	-	7	-	-	-	-	-
SCOTT, George	5	7	8	1	4	6	0.75	-	-	-	-	n/a	n/a	5	75	15	n/a	n/a	-	2/27
SCOTT, R	6	7	7	2	2	5	0.7	-	4	-	-	n/a	n/a	5	59	11.8	n/a	n/a	-	3/36
SHANAHAN, Damian S	508	4	4	-	58	136	34	-	-	-	-	180	-	3	115	38.33	3.83	60	-	2/38
SHANNON, Neil	71	10	13	-	86	368	28.31	-	-	-	1	78	-	-	72	-	-	-	-	-
SHAW, Barry	213	151	130	31	58	1478	14.93	-	43	-	4	10664	169	256	4891	19.11	2.75	41.67	9	6/27
SHAW, David A.	175	154	167	12	109	2510	16.19	1	29	-	4	446	1	9	369	41	4.96	49.56	-	-
SHAW, Geoff	192	5	6	2	6no	10	2.50	-	1	-	-	did not bowl								
SHAW, John	159	32	27	5	170	1036	47.09	1	16	-	1	368	1	8	250	31.25	4.08	46	-	-
SHEAHAN, Paul	331	26	21	2	36	235	12.37	-	10	-	2	2282	104	48	1018	21.21	2.68	47.54	2	5/22
SHEAHAN, Jai	449	10	9	-	21	74	8.22	-	-	-	-	420	9	2	348	174	4.97	210	-	1/16
SIMPSON, Colin	158	5	6	3	3	8	2.67	-	-	-	-	232	1	2	122	61	3.16	116	-	2/60
SIMPSON, Ian	290	5	4	1	4no	4	1.25	-	-	-	-	539	18	7	212	30.29	2.36	77	-	-
SIMPSON, A.	94	3	3	1	15no	21	10.50	-	2	-	-	48	-	-	27	-	-	-	-	-

N&CCC First XI Career statistics

During the 96 playing seasons of the N&CCC a total of 556 players have played in the First XI.

Player	Cap no	Games	Innings	Not Outs	Highest Score	AGG	Average	100s	catch	stump	P'ships	Balls bowled	Mdns	WKTS	Runs	Average	Runs/Over	Strike Rate	5wkts plus	Best Bowling
SIMSON, John	486	53	52	5	100	1320	28.09	1	20	-	-	933	23	22	483	21.95	3.11	42.41	-	4/18
SIMSON, Will	501	68	66	2	66	1172	18.31	-	19	-	-	238	5	6	136	22.67	3.43	39.67	-	2/12
SINCLAIR, Rae	154	72	54	6	104no	1210	25.21	1	8	-	1	32	-	-	23	-	-	-	-	-
SIZER, Ken	196	1	1	-	12	12	12	-	-	-	-	did not bowl								
SMALES, John	188	4	3	1	30no	57	28.50	-	1	-	-	280	3	10	91	9.1	1.95	28	1	5/27
SMART, George	25	12	14	3	100	456	41.45	1	2	-	-	n/a	n/a	51	670	13.13	n/a	n/a	5	9/73
SMITH, Andrew	378	21	21	1	55	266	13.3	-	11	-	1	30	-	-	37	-	-	-	-	0/37
SMITH, G. Logie	108	9	14	1	54	213	16.39	-	4	-	-	16	-	-	14	-	-	-	-	-
SMITH, Les	286	10	9	2	48	155	22.14	-	2	-	-	8	-	-	16	-	-	-	-	-
SMITH, Lionel	242	20	27	4	32no	237	10.30	-	4	-	1	96	-	1	91	91	-	-	-	-
SMITH, O	42	1	1	-	4	4	4	-	-	-	-	did not bowl								
SMITH, Rohan	398	5	5	2	41no	88	29.33	-	4	-	-	172	3	3	132	43	4.60	51.33	-	2/37
SPARK, Ron	284	26	22	3	65	358	18.84	-	8	-	-	2696	48	64	1166	18.22	2.59	42.13	3	6/40
STACEY, Brad	361	46	41	9	63	587	18.34	-	23	-	2	3736	167	64	1622	25.34	2.60	58.38	3	5/31
STACEY, Tim	419	9	9	-	33	103	11.44	-	1	-	-	did not bowl								
STANLEY, Alex	452	13	15	-	98	621	44.36	-	9	2	-	did not bowl								
STEPHENSON, Harvey	410	50	54	4	145	1524	30.48	2	35	-	2	42	2	1	19	19	4.14	42	-	1/3
STEVEN, Peter	310	18	18	6	28	165	13.75	-	11	-	1	621	16	9	180	20	1.74	69	-	-
STEVEN, Rob	305	13	8	4	6no	20	5	-	19	8	-	did not bowl								
STEWART, R.	119	11	13	4	42no	185	20.56	-	1	-	-	did not bowl								
STONEHOUSE, Brian	205	1	1	1	2no	2	infinity	-	-	-	-	48	-	1	20	20	-	-	-	-
STORRER	11	1	1	-	10	10	10	-	1	-	-	did not bowl								
STRIBLEY, Ross	254	2	2	-	6	8	4	-	1	-	-	did not bowl								
SULLIVAN, Bill	219	3	3	2	13no	16	16	-	1	-	-	80	-	2	64	32	-	-	-	-
SUMMERS, Roger	218	8	9	-	25	59	6.67	-	5	-	1	24	-	-	44	-	-	-	-	-
SUTCLIFFE, Nic	458	1	2	1	21no	21	21	-	-	-	-	did not bowl								
SUTCLIFFE, Stephen	316	35	28	4	83	422	17.58	-	8	-	-	400	13	8	171	21.38	2.57	50	-	-
SUTTERBY, Simon	352	38	39	1	70	780	20.53	-	16	-	-	72	3	-	45	-	-	-	-	0/9
SYER, Eric	1	35	35	2	83	834	25.27	-	9	-	-	n/a	n/a	26	453	17.42	n/a	n/a	-	4/40
TAYLOR, Graeme N	350	5	6	1	36	52	10.40	-	1	-	-	180	5	2	66	33	2.20	90	-	1/11
TAYLOR, K. John	278	37	48	8	49no	564	14.10	-	10	-	-	582	35	14	222	15.86	2.29	41.57	-	-
TAYLOR, Simon	313	20	19	2	47	334	19.65	-	4	-	-	593	11	11	246	22.36	2.49	53.82	-	-
TEAGUE, Julian	416	6	2	1	0no	0	0	-	3	-	-	312	10	4	157	39.25	3.02	78	-	3/34
TEGELHUTER, Jordan	513	29	24	2	35no	281	12.77	-	15	-	-	369	3	7	202	28.85	3.28	52.71	-	2/10
THIELE, Jason S.	366	16	18	2	50	275	17.19	-	4	-	-	18	-	-	25	-	-	-	-	-
THIELE, Thomas	536	4	4	-	14	37	9.25	-	2	-	-	did not bowl								
THOMAS, B.	206	1	did not bat		-	-	-	-	-	-	-	32	-	1	18	18	-	-	-	-
THOMAS, Derek	134	3	3	-	28	46	14.33	-	1	-	-	71	-	5	53	10.6	-	-	-	-
THOMAS, Phillip	375	8	8	-	61	297	37.13	-	3	-	-	did not bowl								
THOMPSON, Alan	336	5	4	-	23	52	13	-	-	-	-	42	3	1	31	31	-	-	-	-
THOMPSON, Craig	394	5	5	1	81	184	46	-	2	-	-	126	10	-	44	-	-	-	-	0/19
THOMPSON, Rob	329	35	32	5	50	384	14.22	-	4	-	2	4069	174	82	1579	19.26	2.33	49.62	1	5/35
TOLSHER, G.	224	5	4	1	23	40	13.33	-	1	-	-	344	53	135	45	2.35	114.67	-	-	-

N&CCC First XI Career statistics

During the 96 playing seasons of the N&CCC a total of 556 players have played in the First XI.

	Cap no	Games	Innings	Not Outs	Highest Score	AGG	Average	100s	catch	stump	P'ships	Balls			Runs	Average	Runs/Over	Strike Rate	5wkts plus	Best Bowling
												bowled	Mdns	WKTS						
TROUGHTON, Thomas	161	10	6	1	18no	48	9.60	-	-	-	1	did not bowl								
TSITAS, Barry	425	48	41	9	49	498	15.56	-	23	-	-	4782	209	118	2209	18.72	2.77	40.53	6	8/14
TUCKER, Robert	259	31	31	14	27no	143	8.41	-	10	-	-	964	9	14	462	33	2.88	68.86	-	-
TURNBULL, Alec J.	121	1	1	-	0	0	0	-	-	-	-	64	1	2	26	13	-	-	-	-
TURNER, Graeme	236	3	4	-	42no	45	11.25	-	5	-	-	8	-	-	9	-	-	-	-	-
TURNLEY, Dean	479	1	1	-	6	6	6	-	-	-	-	did not bowl								
TWADDLE, Phillip	332	28	30	8	36	320	14.55	-	7	-	2	2106	107	48	886	18.46	2.52	43.88	1	5/14
TWADDLE, Brendan	509	2	2	-	8	12	6	-	1	-	-	24	-	-	18	-	-	-	-	0/4
VASEY, Ned	492	9	4	3	1no	1	1	-	1	-	-	330	7	5	212	42.4	3.85	66	-	2/25
VINCENT, George	524	2	2	-	15	24	12	-	-	-	-	6	1	-	-	-	-	-	-	0/1
VINES, Roger	201	8	12	2	72	346	34.60	-	6	-	-	616	8	16	278	17.37	2.71	38.50	-	-
VINKEN, Jeff	397	61	51	23	74	466	16.64	-	114	12	2	6	-	-	3	-	-	-	-	0/3
WAINWRIGHT, John	209	9	12	3	19	52	5.78	-	-	-	1	2058	33	59	1005	17.03	2.93	34.88	3	7/55
WALDIE, Nicholas	519	4	4	2	3no	3	1.5	-	3	-	-	did not bowl								
WALL, Stan	52	31	31	3	41	316	11.28	-	16	7	1	1131	4	30	515	17.17	2.73	37.70	-	-
WALL, Vic	59	5	2	-	3	4	2	-	4	-	-	did not bowl								
WALLACE-SMITH, Hugh	389	9	9	-	71	206	22.89	-	2	-	-	108	-	-	43	-	-	-	-	0/11
WALTERS, Jarrod	544	1	1	-	2	2	2	-	-	-	-	54	2	2	31	15.5	3.44	27	-	2/31
WARREN, Alwyn	152	5	6	1	9	19	3.80	-	2	-	-	did not bowl								
WEBBER, Edmund	26	7	7	1	35no	80	13.3	-	2	-	-	did not bowl								
WEDDELL, R. (Bob)	148	70	69	4	96	1222	18.80	-	17	-	-	2608	22	59	1387	23.50	3.19	44.20	-	-
WELLS, Allan	339	73	50	25	21	188	7.52	-	20	-	1	5290	282	108	2078	19.24	2.36	48.98	1	6/14
WELLS, Geoff M.	165	146	164	12	115	3100	20.39	1	43	-	5	200	1	6	131	21.83	3.93	33.33	-	-
WELLS, Greg P.	288	253	223	28	116	4543	23.29	3	119	-	9	26410	1249	574	8505	14.82	1.93	46.0	29	8/32
WELLS, Stephen D.	308	137	146	7	237	4627	33.29	5	56	-	6	1932	60	36	826	22.94	2.57	53.67	-	3/3
WILKS, A.	153	2	2	-	4	5	2.50	-	-	-	-	did not bowl								
WILLIAMS, D. Graeme	193	15	20	8	40no	128	10.67	-	13	2	1	did not bowl								
WILLIAMS, Phil L.	49	27	28	3	187	1159	46.36	3	16	-	1	1527	24	58	677	11.67	2.67	26.33	2	8/24
WILLIAMSON, Ian	234	11	11	2	10no	21	2.33	-	3	-	-	536	6	9	325	36.11	3.64	59.56	-	-
WILSON, Anthony	462	19	11	8	18no	57	19	-	3	-	-	1275	51	20	610	30.5	2.87	63.75	-	4/16
WINDT, Adrian	345	3	3	-	2	3	1	-	2	-	-	216	10	2	78	39	2.17	108	-	1/11
WINDUS, Tyson	550	16	15	1	39	270	19.29	-	15	-	-	91	2	3	71	23.67	4.68	30.32	-	2/35
WIRTH, Marcus	415	8	4	2	6	12	6	-	1	-	-	705	34	14	507	18.36	2.19	50.36	-	3/29
WISEMAN, Adam	427	16	4	-	0no	0	0	-	4	-	-	990	32	24	507	21.13	3.07	41.25	-	4/30
WISHART, Alan	335	8	2	1	2	2	0.67	-	2	-	-	714	36	15	306	20.4	2.57	47.6	-	3/15
WOOD, Jack	471	33	34	4	136no	962	32.07	1	12	-	-	282	3	4	191	95.5	4.06	70.5	-	1/5
WOOD, Mick	403	41	39	3	117no	904	25.11	1	21	-	1	12	-	-	9	-	-	-	-	0/1
WOODWARD, Max J.	155	22	16	3	36	259	19.92	-	6	-	1	776	9	13	327	25.15	2.53	56.69	-	-
WOOLLEY, Glyn	409	13	12	1	33	144	13.09	-	3	-	-	132	7	-	54	-	-	-	-	0/4
WRIGHT, Adam	434	1	1	-	5	5	5	-	1	-	-	did not bowl								
WRIGHT, C.K.	65	3	3	-	3	7	2.33	-	-	-	-	did not bowl								
WRIGHT, Matthew	73	54	59	1	90	1182	20.38	-	14	-	-	167	-	5	183	36.6	6.57	33.40	-	-
WRIGHT, Scott	537	1	1	-	15	15	15	-	-	-	-	did not bowl								

N&CCC First XI Career statistics

During the 96 playing seasons of the N&CCC a total of 556 players have played in the First XI.

	Cap no	Games	Innings	Not Outs	Highest Score	AGG	Average	100s	catch	stump	P'ships	Balls bowled	Mdns	WKTS	Runs	Average	Runs/Over	Strike Rate	5wkts plus	Best Bowling	
WRIGHT, William	162	3	3	1	8	16	8	-	1	-	-	did not bowl									
YOUNG, Bradley	348	87	89	5	106no	2166	25.79	2	26	-	1	138	3	4	137	34.25	5.96	34.5	-	2/2	
YOUNG, Greg	298	1	1	-	0	0	0	-	-	-	-	56	-	3	27	9	-	-	-	-	



📷 Pat McKenna made an unbeaten 141 for Newtown & Chilwell against South Barwon. Picture: Wes Cusworth.

First XI Centuries as scored

G. SMART	100	versus South Geelong	on 10/01/1912	M. BOWTELL	101	versus Geelong West (GF)	March 1980
H. HASSETT	100 no	versus Geelong Footballers	on 3/11/1928	J. CLARKE	122	versus Geelong City	on 7/11/1981
P.L. WILLIAMS	104 no	versus Geelong Footballers	on 3/11/1928	C. LYNCH	103	versus South Barwon	on 19/12/1981
A.G. BAIRD	114	versus South Geelong	on 9/03/1928	M. BOWTELL	109	versus North Shore	on 23/01/1982
P.L. WILLIAMS	130	versus Geelong West	on 18/01/1930	M. BOWTELL	120 no	versus St Josephs	on 2/10/1982
P.L. WILLIAMS	187	versus North Geelong	on 15/11/1930	G.P. WELLS	106	versus North Shore	on 4/12/1982
F. JUST	122 no	versus Geelong West	on 13/12/1930	G.P. WELLS	116	versus North Geelong (GF)	on 19/03/1983
L. BYRNE	116	versus Geelong West	on 28/02/1931	C. LYNCH	113	versus Thomson	on 12/11/1983
F. JUST	189	versus Geelong West	on 28/02/1931	S. WELLS	110	versus North Shore	on 30/12/1983
F. JUST	101	versus North Geelong	on 16/01/1932	S. WELLS	137	versus St Josephs	on 21/01/1984
F. JUST	104	versus Geelong Footballers	on 21/01/1933	S. WELLS	146	versus Thomson	on 1/12/1984
F. JUST	101	versus South Geelong	on 4/03/1933	R. MITCHELL	213 no	versus Geelong West	on 26/01/1985
V.X. HASSETT	112 no	versus North Geelong	on 7/10/1933	S. WELLS	237	versus East Belmont	on 26/11/1986
V.X. HASSETT	109	versus Geelong City	on 4/11/1933	B. YOUNG	100	versus Lara	on 27/02/1988
V.X. HASSETT	119	versus North Geelong	on 6/12/1933	S. WELLS	109	versus St Josephs	on 26/01/1992
C. PURNELL	114 no	versus Geelong City	on 27/01/1934	B. GOGGIN	102	versus Lara	on 28/12/1992
F. JUST	103	versus Geelong Footballers	on 28/02/1935	B. GOGGIN	130 no	versus Geelong West	on 30/01/1993
C. PURNELL	115	versus East Geelong	on 30/03/1935	B. YOUNG	106 no	versus Geelong City	on 18/12/1993
A.G. SCHOFIELD	114	versus East Geelong	on 14/12/1935	B. GOGGIN	106	versus South Barwon	on 10/12/1994
V.X. HASSETT	100	versus Geelong Footballers	on 19/12/1936	R. MITCHELL	102	versus South Barwon	on 3/02/1996
D. McCABE-DOYLE	105 no	versus North Geelong	on 9/01/1937	H. CLARKE	116	versus South Barwon	on 3/02/1996
V.X. HASSETT	129 no	versus Geelong Footballers	on 30/01/1937	R. KIDDLE	154	versus Bell Post Hill	on 4/03/2000
C. PURNELL	101no	versus Geelong Footballers	on 30/01/1937	B. NEVILLE	123	versus North Geelong (SF)	on 12/03/2000
J. COWPERTHWAITTE	118	versus Ford Motor Co.	on 27/02/1937	M. WOOD	117 no	versus Highton	in February 2000
V.X. HASSETT	120	versus Ford Motor Co.	on 11/12/1937	R. KIDDLE	119	versus Grovedale	on 23/12/2000
L. METHERALL	148	versus Ford Motor Co.	on 11/12/1937	B. NEVILLE	110	versus Geelong City	on 24/11/2001
J. COWPERTHWAITTE	129	versus High School East	on 7/01/1938	B. NEVILLE	154 no	versus North Geelong	on 3/11/2001
F. JUST	115	versus Federal Mill	on 8/01/1938	H. STEPHENSON	145	versus St Peters	on 5/01/2002
V.X. HASSETT	118	versus Federal Mill	on 22/01/1938	L. MULLER	117	versus St Peters	on 5/01/2002
F. JUST	104	versus Federal Mill	on 12/02/1938	L. MULLER	102	versus Bell Post Hill	on 26/01/2002
V.X. HASSETT	104	versus South Geelong	on 29/10/1938	T. CLARK	104	versus Geelong City	on 7/12/2002
V.X. HASSETT	105	versus North Geelong	on 12/11/1938	H. STEPHENSON	127 no	versus South Barwon	on 21/12/2002
D. McCABE-DOYLE	102	versus Geelong West	on 20/11/1938	M. KELSON	115	versus North Geelong	on 6/12/2003
L. METHERALL	134	versus Geelong West	on 20/11/1938	R. KIDDLE	158 no	versus North Geelong	on 6/12/2003
V.X. HASSETT	118	versus Geelong West	on 26/11/1938	H. CLARKE	118	versus Manifold Heights	on 1/02/2004
J. JAQUES	104	versus Federal Mill	on 21/10/1939	A. CROFT	100 no	versus Geelong City	on 14/01/2006
V.X. HASSETT	112	versus International Harvester	on 16/12/1939	B. NEVILLE	146	versus North Geelong	on 23/10/2011
V.X. HASSETT	191	versus Geelong West	on 24/02/1940	B. MERRIMAN	109 no	versus Lara	on 5/03/2011
J. JAQUES	100	versus Geelong West	on 24/02/1940	B. NEVILLE	113	versus East Belmont	on 21/01/2012
R. HIGGINS	121	versus Excelsior Mill	on 17/02/1940	J. WOOD	136 no	versus Grovedale	on 9/11/2013
H. HEARD	112	versus International Harvester	on 5/10/1940	R. FERGUSON	117	versus Leopold	on 15/02/2014
H. HEARD	101	versus Federal Mill	on 26/10/1940	D.W. LAWRENCE	111	versus East Belmont	on 18/10/2014
V.X. HASSETT	107 no	versus International Harvester	on 8/02/1941	D.W. LAWRENCE	191	versus South Barwon (2 nd inning)	25/10/2014
V.X. HASSETT	144	versus Geelong West	on 8/11/1941	J. CLARK	142	versus Murgheboluc	on 5/11/2016
H. HEARD	145	versus International Harvester	on 6/12/1941	G. CLARK	115	versus Murgheboluc	on 18/11/2017
W. ORCHARD	107no	versus International Harvester	on 6/12/1941	S. MURDOCH	151	versus Leopold	on 16/12/2017
V.X. HASSETT	127	versus Geelong Footballers	on 1/12/1945	J. SIMSON	100	versus St Josephs	on 27/10/2018
A.J. GOSBELL	112	versus Geelong West	on 23/02/1946	G. CLARK	100	versus South Barwon	on 10/02/2018
V. HORNSEY	105 no	versus Ford Motor Co.	on 31/01/1948	George CHISHOLM	106	versus St Josephs	on 13/10/2018
A.J. GOSBELL	104	versus CYMS	on 9/10/1948	R. GIBSON	145 no	versus Leopold	on 12/01/2019
V.X. HASSETT	105	versus Ford Motor Co.	on 13/11/1948	A. (Gus) BOYD	109	versus Grovedale	on 14/11/2020
G.M. WELLS	115	versus Geelong West	on 2/04/1949	I. HOGAN	101 no	versus South Barwon	on 28/11/2020
A.G. SCHOFIELD	101 no	versus North Geelong	on 10/12/1949	I. HOGAN	104	versus Murgheboluc	on 12/12/2020
R. SINCLAIR	104 no	versus Valley Mills	on 21/01/1950	T. MEREDITH	106 no	versus Murgheboluc	on 5/03/2021
J. SHAW	170	versus Geelong West	on 15/03/1951	C. BINGHAM	103 no	versus Lara	on 27/11/2021
K. MEANEY	117 no	versus Geelong West	on 26/01/1952	G. RHODES	104	versus Lara	on 12/11/2022
V.X. HASSETT	100	versus South Barwon	on 20/12/1952	G. RHODES	103	versus Grovedale	on 26/11/2022
J. MULROYAN	114	versus Geelong City	on 14/02/1956	C. DEARY	116	versus St Josephs	on 14/01/2023
M. BOX	101	versus Geelong City	on 24/11/1956	P. MCKENNA	115 no	versus Grovedale	on 18/11/2023
D.A. SHAW	109	versus Leopold	on 5/01/1957	R. MCKENNA	104	versus Grovedale	on 18/11/2023
J. MULROYAN	118	versus South Barwon	on 22/02/1958	P. MCKENNA	141 no	versus South Barwon	on 10/02/2024
L. REID	111	versus Leopold	on 14/03/1959	R. MCKENNA	106	versus South Barwon	on 10/02/2024
R.F. MERRIMAN	132	versus Geelong City (GF)	in March 1960				
N. CRANE	128	versus Geelong City	on 7/01/1967				
B.J. EDWARDS	100	versus St Josephs	on 2/12/1967				
R.F. MERRIMAN	122 no	versus Chanel College	on 18/01/1969				
B.J. EDWARDS	114	versus Chanel College	on 18/01/1969				
R.F. MERRIMAN	108	versus Geelong West	on 8/03/1969				
B.J. EDWARDS	105	versus Chanel College	on 21/02/1970				
G.P. WELLS	104	versus Thomson	on 11/12/1971				
K. Le HUNT	125 no	versus Thomson	on 11/12/1971				
R.F. MERRIMAN	102 no	versus East Belmont	on 5/02/1972				
M. BOWTELL	104 no	versus North Shore	on 10/11/1973				
M. BOWTELL	118 no	versus East Belmont	on 19/01/1974				
W. OMAN	100	versus Thomson	on 18/10/1975				
N. CRANE	101no	versus Geelong City	on 13/12/1975				
B.J. EDWARDS	111no	versus Thomson	on 28/02/1976				
S. LUNN	114	versus South Barwon	on 7/01/1977				
M. BOWTELL	135	versus Geelong West	on 12/02/1979				
M. BOWTELL	130	versus South Barwon (GF)	on 25/03/1979				
M. BOWTELL	202 no	versus Thomson	on 20/10/1979				
C. LYNCH	108	versus North Shore	in February 1980				



Paddy McKenna enjoys his century against Grovedale



First XI five wicket hauls as taken



A. DAVID	5/39	versus East Geelong	on 7/01/1911	V.H. PROFITT	8/56	versus Ford Motor Company	on 22/11/1941
G. SMART	9/73	versus East Geelong	on 2/12/1911	V.H. PROFITT	6/39	versus Ford Motor Company	on 22/11/1941
G. SMART	7/47	versus South Geelong rd 7	in 1911/12	K. NICHOLSON	9/39	versus Ford Motor Company	on 14/02/1942
G. SMART	6/41	versus East Geelong rd 9	in 1911/12	K. NICHOLSON	6/86	versus Ford Motor Company	on 28/02/1942
E. OPIE	7/26	versus Geelong West rd 2 (on debut)	in 1912/13				
G. SMART	5/39	versus Geelong West rd 2	in 1911/12	A.G. SCHOFIELD	5/88	versus Geelong Footballers	on 1/12/1945
E. OPIE	5/37	versus South Geelong rd 4	in 1912/13	A.G. SCHOFIELD	5/79	versus Geelong West	on 30/03/1946
G. SMART	5/65	versus South Geelong rd 4	in 1911/12	A.G. SCHOFIELD	8/78	versus Geelong Footballers	on 9/02/1946
C. COUSINS	6/14	versus East Geelong rd 6	in 1911/12	J. JAMES	6/41	versus Geelong West	on 23/02/1946
				A.G. SCHOFIELD	5/75	versus International Harvester	on 9/03/1946
R. HASSETT	6/42	versus North Geelong	on 1/12/1928	F. MILES	5/87	versus G.W.C.F.C	on 16/03/1946
F.C.ADDISON	7/68	versus Geelong City	on 28/01/1929	J. JAMES	6/60	versus Ford Motor Company	on 7/12/1946
F.C. ADDISON	6/24	versus North Geelong	on 16/02/1929	K. NICHOLSON	6/29	versus Geelong West	on 22/12/1947
T.A. DAVID	5/30	versus North Geelong	on 16/02/1929	A.G. SCHOFIELD	5/29	versus CYMS	on 25/10/1947
F.C. ADDISON	6/20	versus Geelong West	on 23/02/1929	A.G. SCHOFIELD	5/98	versus CYMS	on 1/11/1947
R. HASSETT	9/16	versus South Geelong (semi final)	on 9/03/1929	V. HORNSEY	5/47	versus High School East G	on 10/01/1948
L. BYRNE	5/60	versus North Geelong	on 16/11/1929	A.G. SCHOFIELD	5/49	versus Geelong West	on 24/01/1948
F. FEGAN	6/39	versus Geelong City	on 14/12/1929	A.G. SCHOFIELD	5/57	versus CYMS	on 29/02/1948
P.L. WILLIAMS	5/12	versus Geelong Footballers	on 1/03/1930	V.X. HASSETT	5/52	versus Ford Motor Company	on 13/11/1948
T.A. DAVID	5/36	versus South Geelong	on 8/11/1930	J. JAMES	5/63	versus Geelong West	on 4/12/1948
F.C. ADDISON	5/40	versus North Geelong	on 14/03/1931	J. JAMES	5/28	versus CYMS	on 5/02/1949
F.C. ADDISON	7/83	versus Geelong Footballers	on 14/11/1931	I. COOMBER	5/27	versus Geelong West	on 26/11/1949
V. PROFFITT	6/50	versus South Geelong	on 9/01/1932	J. ROSS	5/50	versus North Geelong	on 3/12/1949
F.C. ADDISON	6/73	versus North Geelong	on 23/01/1932	A.G. SCHOFIELD	5/50	versus Valley Mills	on 14/01/1950
F.C. ADDISON	6/53	versus South Geelong	on 3/12/1932	A.G. SCHOFIELD	6/40	versus North Geelong	on 10/12/1949
H. HASSETT	6/25	versus South Geelong	on 4/02/1932	J. ROSS	5/17	versus High School East G	on 13/03/1950
J. MADDERN	6/16	versus Geelong City	on 10/01/1931	A.G. SCHOFIELD	6/30	versus Lara	on 14/10/1950
A.G. SCHOFIELD	8/41	versus North Geelong	on 14/10/1933	A.G. SCHOFIELD	6/24	versus Lara	on 14/10/1950
A.G. SCHOFIELD	7/58	versus South Geelong	on 28/10/1933	A.G. SCHOFIELD	7/38	versus Geelong West	on 13/01/1951
A.G. SCHOFIELD	7/61	versus Geelong West	on 25/11/1933	G. BURCH	8/17	versus Valley Mills	on 3/03/1951
A.G. SCHOFIELD	6/26	versus Footballers (inc hat-trick)	on 9/12/1933	A.G. SCHOFIELD	6/144	versus Geelong West	on 12/03/1951
A.G. SCHOFIELD	5/104	versus Geelong West	on 10/02/1934	J. ROSS	5/35	versus Bellarine	20/10/1951
J. HIRST	6/58	versus Geelong Footballers	on 24/02/1934	A.G. SCHOFIELD	6/27	versus Bellarine	on 20/10/1951
J. HIRST	5/32	versus Geelong Footballers	on 28/01/1935	P. CRICHTON	7/25	versus South Barwon	on 10/11/1951
D. McCABE-DOYLE	6/22	versus North Geelong (semi final)	on 4/03/1935	A.G. SCHOFIELD	5/21	versus Bellarine	on 5/01/1952
V. PROFITT	6/44	versus East Geelong (final)	on 30/03/1935	A.G. SCHOFIELD	6/55	versus South Barwon	on 9/02/1952
V. PROFITT	5/48	versus South Geelong	on 2/11/1935	K. MEANEY	7/71	versus Corio	on 21/11/1952
L. CAMERON	7/15	versus Geelong Footballers	on 4/01/1936	P. CRICHTON	6/32	versus Bellarine	on 5/12/1953
D. McCABE-DOYLE	6/47	versus South Geelong	on 18/01/1936	J. SMALES	5/27	versus South Barwon	on 21/12/1953
V. PROFITT	5/56	versus Geelong West	on 1/02/1936	K. MEANEY	5/66	versus Geelong City	on 8/01/1955
V. PROFITT	6/87	versus East Geelong	on 15/02/1936	V.X. HASSETT	5/41	versus Bellarine	on 15/01/1955
D. McCABE-DOYLE	5/22	versus North Geelong (semi final)	on 29/02/1936	P. CRICHTON	5/76	versus Geelong West	on 29/01/1955
V. PROFITT	7/60	versus North Geelong (semi final)	on 7/03/1936	P. CRICHTON	7/46	versus Corio	on 11/02/1956
V. PROFITT	5/62	versus Footballers (final)	on 21/03/1936	P. CRICHTON	7/56	versus Geelong City	on 3/03/1956
A.G. SCHOFIELD	5/45	versus High School East G	on 17/10/1936	K. MEANEY	5/80	versus Geelong City	on 12/03/1956
J. HIRST	7/14	versus High School East G	on 24/10/1936	P. CRICHTON	5/45	versus Geelong West	on 24/03/1956
D. McCABE-DOYLE	6/55	versus Ford Motor Company	on 14/11/1936	C. HARRIS	5/24	versus South Barwon	on 3/11/1956
V. PROFITT	5/25	versus Federal Mills	on 19/12/1936	B. OVER	6/51	versus Geelong West	on 10/11/1956
A.G. SCHOFIELD.	6/127	versus Geelong Footballers	on 25/01/1937	C. HARRIS	5/12	versus Leopold	on 2/01/1957
D. McCABE-DOYLE	8/56	versus Ford Motor Company	on 6/03/1937	P. CRICHTON	6/27	versus Leopold	on 19/10/1957
D. McCABE-DOYLE	7/61	versus Ford Motor Company	on 6/03/1937	J. WAINWRIGHT	5/38	versus Corio	on 2/11/1957
D. McCABE-DOYLE	5/77	versus Geelong West	on 14/11/1937	J. WAINWRIGHT	5/27	versus Geelong City	on 9/11/1957
V. PROFITT	6/73	versus Ford Motor Company	on 18/12/1937	J. WAINWRIGHT	7/55	versus Geelong West	on 22/11/1958
V. PROFITT	5/22	versus Federal Mills	on 27/01/1938	B. BARTLE	8/2	versus Geelong West	on 7/02/1959
D. McCABE-DOYLE	5/53	versus High School East G	on 12/02/1938	R.F. MERRIMAN	6/71	versus Geelong City	on 17/10/1959
A.G. SCHOFIELD	5/27	versus Federal Mills	on 19/02/1938	R.F. MERRIMAN	7/35	versus Leopold	on 5/12/1959
V. PROFITT	8/28	versus Federal Mills	on 26/02/1938	R.F. MERRIMAN	5/77	versus Corio	on 23/01/1960
A.G. SCHOFIELD	6/72	versus High Schl EG (semi final)	on 5/03/1938	D. HINCHLIFFE	6/26	versus South Barwon	on 1/02/1960
A.G. SCHOFIELD	5/43	versus South Geelong	on 5/11/1938	D. HINCHLIFFE	5/32	versus South Barwon	on 1/02/1960
V. PROFITT	5/49	versus Geelong West	on 3/12/1938	M. MITTON	5/34	versus Leopold	on 13/02/1960
A.G. SCHOFIELD	5/98	versus Geelong West	on 3/12/1938	R.F. MERRIMAN	6/69	versus South Barwon	on 29/10/1960
A.G. SCHOFIELD	6/66	versus High School East G	on 11/03/1939	R.F. MERRIMAN	5/22	versus Geelong West	on 27/11/1960
J. HIRST	5/31	versus Federal Mills	on 18/03/1939	R.F. MERRIMAN	5/48	versus South Barwon	on 7/01/1961
P.L. WILLIAMS	8/24	versus North Geelong (g final)	in March 1929	L. REID	6/86	versus Geelong West	on 30/01/1961
A.G. SCHOFIELD	5/33	versus Ford Motor Company	on 7/10/1939	D. HINCHLIFFE	5/54	versus Leopold	on 25/02/1961
A.G. SCHOFIELD	5/73	versus Federal Mills	on 28/10/1939	R.F. MERRIMAN	6/42	versus Corio (grand final)	on 18/03/1961
V. PROFITT	5/37	versus North Geelong	on 25/11/1939	R.F. MERRIMAN	6/24	versus Geelong West	on 30/10/1962
V. PROFITT	6/36	versus International Harvester	on 16/12/1939	G. ANDREWS	8/60	versus Corio	on 7/12/1963
V. PROFITT	6/23	versus International Harvester	on 6/01/1940	G. GOODHEW	6/32	versus Corio	on 10/02/1964
V. PROFITT	6/64	versus Geelong Footballers	on 3/03/1940	L. FERGUSON	5/34	versus South Barwon	on 24/10/1964
V. PROFITT	5/48	versus Excelsior Mills	on 10/02/1940	W. GRIFFEN	8/43	versus Chanel College	on 12/12/1964
A.G. SCHOFIELD	5/51	versus Excelsior Mills	on 10/02/1940	B. SHAW	5/48	versus Corio	on 29/01/1966
A.G. SCHOFIELD	5/81	versus Geelong West	on 2/03/1940	B. SHAW	5/30	versus North Shore/Norlane	on 21/01/1967
A.G. SCHOFIELD.	6/107	versus Ford Motor Company	on 16/03/1940	B. SHAW	5/58	versus Corio	on 4/01/1967
J. LOWTHIAN	5/59	versus Geelong West	on 9/11/1940	B. BAHR	7/18	versus Chanel College	on 18/01/1967
J. LOWTHIAN	7/4	versus Excelsior Mills	on 11/01/1941	R.F. MERRIMAN	6/73	versus Leopold	on 14/10/1967
V.H. PROFITT	5/33	versus International Harvester	on 1/02/1941	R.F. MERRIMAN	8/45	versus Geelong City	on 28/10/1967
J. LOWTHIAN	7/89	versus Ford Motor Company	on 15/02/1941	J. LAMB	5/63	versus Corio	on 4/11/1967
D. ORCHARD	5/68	versus Geelong West	on 1/03/1941	R.F. MERRIMAN	5/43	versus Geelong West	on 25/11/1967
W. KNOX	6/67	versus Federal Mills	on 22/03/1941	R. SPARK	5/64	versus Leopold	on 10/02/1968
D. ORCHARD	5/90	versus Federal Mills	on 18/10/1941	E. MacARTHUR	7/36	versus Geelong City	on 24/02/1968
D. ORCHARD	6/66	versus Geelong West	on 1/11/1941	B. SHAW	5/30	versus North Shore	on 5/10/1968



First XI five wicket hauls as taken



R.F. MERRIMAN	5/14	versus St Josephs	on 11/01/1969	A. JEFFERIES	8/29	versus East Belmont	rd 10 1990/91
B. SHAW	5/30	versus St Josephs	on 25/01/1969	A. WELLS	6/14	versus Grovedale	rd 1 October 1990
R. SPARK	5/23	versus North Shore	on 15/02/1969	J. FISHER	5/56	versus Grovedale	rd 4 1991/92
R.F. MERRIMAN	5/46	versus Geelong City	on 10/03/1969	B. STACEY	5/47	versus St Josephs	rd 8 1991/92
B. SHAW	6/38	versus Chanel College	on 18/10/1969	A. JEFFERIES	5/27	versus Leopold	rd 9 1991/92
R. SPARK	6/40	versus Corio	on 29/11/1969	B. STACEY	5/48	versus North Geelong (grand final)	March 1992
B.J. EDWARDS	5/41	versus Geelong West	on 20/12/1969	B. STACEY	5/31	versus Geelong West	rd 1 October 1992
B.J. EDWARDS	5/51	versus Leopold	on 10/01/1970	A. JEFFERIES	5/51	versus East Belmont	rd 2 October 1992
R.F. MERRIMAN	5/82	versus St Josephs	on 1/02/1970	B. NUNN	5/89	versus Leopold	rd 6 1992/93
B. SHAW	6/27	versus Geelong West	on 30/10/1970	M. RUDOLPH	5/55	versus Grovedale	rd 7 1993/94
B.J. EDWARDS	5/41	versus Geelong West	on 16/01/1970	M. RUDOLPH	5/64	versus South Barwon	rd 11 1993/94
B. J. EDWARDS	7/65	versus St Josephs	on 23/01/1971	C. DAGNALL	5/42	versus North Geelong	rd 5 1994/95
B. SHAW	5/30	versus Geelong West	on 30/10/1971	C. DAGNALL	5/50	versus St Josephs	rd 9 1994/95
B. J. EDWARDS	5/38	versus Geelong West	on 13/11/1971	M. COX	5/48	versus St Josephs	rd 11 1995/96
G.P. WELLS	5/54	versus North Geelong	on 27/11/1971	A. JEFFERIES	5/24	versus St Josephs	rd 7 1996/97
R.F. MERRIMAN	5/81	versus St Josephs	on 8/01/1972	G. CASTLE	5/39	versus Leopold	rd 8 1996/97
B. J. EDWARDS	6/15	versus North Shore	on 26/02/1972	S. HUCKER	5/39	versus Leopold	rd 8 1996/97
R.F. MERRIMAN	5/89	versus Geelong City	on 27/01/1971	G. CASTLE	6/20	versus Geelong City	rd 11 1996/97
B. J. EDWARDS	7/47	versus Geelong City	on 4/11/1972	J. FISHER	5/33	versus Geelong City	rd 1 October 1997
R.F. MERRIMAN	5/24	versus Geelong City	on 11/11/1972	S. HUCKER	7/25	versus Grovedale	rd 11 1997/98
M. MITTON	6/40	versus Thomson	on 16/12/1972	G. CASTLE	6/62	versus Bell Post Hill	rd 3 1998/99
R.F. MERRIMAN	6/36	versus North Shore	on 27/01/1973	G. CASTLE	5/37	versus Lara	rd 10 1998/99
R.F. MERRIMAN	5/63	versus Thomson	on 13/10/1973	G. CASTLE	5/78	versus Lara	rd 7 1999/2000
B. SHAW	6/51	versus North Geelong	on 8/12/1973	G. CASTLE	6/52	versus St Peters	rd 8 1999/2000
R.F. MERRIMAN	5/40	versus Thomson	on 13/10/1973	S. HUCKER	5/28	versus Bell Post Hill	rd 11 1999/2000
G. P. WELLS	7/31	versus Leopold	on 2/03/1974	G. CASTLE	6/32	versus Bell Post Hill	rd 3 2000/01
M. MITTON	5/57	versus Geelong West	on 16/03/1974	L. MULLER	5/22	versus Leopold	rd 9 2000/01
B. J. EDWARDS	5/39	versus Geelong City	on 9/11/1974	G. CASTLE	6/39	versus Geelong City (grand final)	March 2001
G.P. WELLS	5/52	versus East Belmont	on 23/11/1974	C. FEATHERSTON	5/43	versus East Belmont rd 2	October 2001
R.F. MERRIMAN	5/68	versus East Belmont	on 23/11/1974	S. HUCKER	5/86	versus St Josephs	rd 9 2001/02
G. P. WELLS	5/46	versus North Geelong	on 30/11/1974	S. HUCKER	7/14	versus Highton	rd 10 2001/02
M. BOWTELL	5/23	versus St Josephs	on 18/01/1975	J. MULLER	6/74	versus South Barwon	rd 11 2001/02
G. P. WELLS	7/32	versus Thomson	on 27/01/1975	S. HUCKER	5/40	versus North Geelong	rd 3 2002/03
B. J. EDWARDS	5/38	versus Leopold	on 10/11/1975	S. HUCKER	6/55	versus South Barwon	rd 6 2002/03
B. J. EDWARDS	7/33	versus Geelong West	on 17/11/1975	S. HUCKER	7/43	versus Lara	rd 9 2002/03
G. P. WELLS	5/23	versus North Shore	on 30/11/1975	S. HUCKER	5/50	versus Bell Post Hill	rd 10 2002/03
G. P. WELLS	6/63	versus East Belmont	on 31/01/1976	D. FLEET	6/41	versus Highton	rd 11 2002/03
G. P. WELLS	6/37	versus Thomson	on 20/02/1976	T. MATTHEWS	5/21	versus South Barwon	rd 1 October 2003/04
G. P. WELLS	5/47	versus Leopold	on 6/03/1976	B. TSITAS	5/37	versus St Josephs	rd 2 October 2003/04
G.G. OMAN	5/42	versus Leopold	on 6/03/1976	B. TSITAS	8/14	versus Bell Park	rd 3 2004/05
G. P. WELLS	5/27	versus Geelong City	on 6/11/1976	B. TSITAS	5/69	versus Alexander Thomson	rd 4 2004/05
B. J. EDWARDS	7/55	versus North Shore	on 22/11/1976	B. TSITAS	5/87	versus St Josepha	rd 7 2005/06
G. P. WELLS	6/57	versus St Josephs	on 6/12/1976	B. TSITAS	6/81	versus East Belmont	rd 14 2005/06
B. J. EDWARDS	7/55	versus North Shore	on 12/02/1976	S. RAU	5/53	versus Newcomb & Districts	rd 15 2005/06
M. R. ALLEN	5/35	versus Geelong City	on 7/03/1976	B. TSITAS	5/52	versus Thomson	rd 1 October 2006
R. F. MERRIMAN	6/72	versus Thomson	on 22/10/1977	D. BOYANTON	5/39	versus North Geelong	rd 3 October 2007
G. P. WELLS	5/57	versus East Belmont	on 5/11/1977	S. MULLEN	5/40	versus Bell Post Hill	rd 8 2007/08
G. P. WELLS	5/41	versus Leopold	on 12/11/1977	J. DAVIS	5/75	versus St Josephs	rd 5 2008/09
B. J. EDWARDS	5/43	versus Leopold	on 12/11/1977	S. MULLEN	5/56	versus Leopold	rd 11 2008/09
R. F. MERRIMAN	6/78	versus St Josephs	on 3/12/1977	P. LYNCH	5/82	versus Lara	on 26/02/2011
C.J. LYNCH	5/45	versus North Shore	on 11/02/1978	D. DENNY	6/ 8	versus Manifold Heights	on 8/10/2011
T.J. LUDOWYK	5/21	versus Geelong West	on 18/03/1978	D. DENNY	5/30	versus Bell Post Hill	on 6/11/2011
B. J. EDWARDS	5/19	versus Geelong West	on 18/03/1978	J. HARRISON	6/29	versus Grovedale	on 20/10/2012
G. P. WELLS	5/45	versus North Geelong	on 14/10/1978	J. FOSS	5/ 4	versus Geelong City	on 3/11/2012
G. P. WELLS	8/34	versus Geelong City	on 28/10/1978	J. FOSS	5/38	versus Highton	on 8/12/2012
G. P. WELLS	5/19	versus Geelong West	on 18/03/1980	J. MAHER	5/46	versus East Belmont	on 12/10/2013
B.J. EDWARDS	5/46	versus Geelong City	on 1/03/1980	J. HARRISON	5/27	versus Leopold	on 22/02/2014
B.J. EDWARDS	6/56	versus Thomson	on 10/03/1980	J. FOSS	6/70	versus North Geelong	on 15/03/2014 QF
B.J. EDWARDS	5/14	versus South Barwon	on 15/03/1980	M.A. CARSON	5/17	versus St Josephs	on 12/12/2015
G. P. WELLS	5/38	versus Geelong West	on 22/03/1980	D. MANTHORPE	5/34	versus Leopold	on 15/10/2016
F. MEEK	5/32	versus South Barwon	on 7/02/1981	J. CLARK	5/34	versus Lara	on 19/11/2016
B. J. EDWARDS	6/24	versus Leopold	on 14/03/1981	J. CLARK	5/31	versus St Peters	on 7/01/2017
F. MEEK	5/51	versus Leopold	on 10/10/1981	J. CLARK	5/47	versus Bell Post Hill	on 25/02/2017
G. P. WELLS	6/45	versus Geelong City	on 31/10/1981	N. McGUANE	5/40	versus North Geelong	on 14/10/2017
G. P. WELLS	5/18	versus Leopold	on 13/03/1982	S. MURDOCH	5/57	versus Murgheboluc	on 25/11/2017
G. P. WELLS	5/35	versus Thomson	on 13/02/1982	G. CLARK	5/60	versus Leopold	on 23/12/2017
P. SHEAHAN	5/22	versus St Josephs	on 2/10/1982	H. CHRISTIE	5/48	versus South Barwon	on 3/02/2018
P. TWADDLE	5/14	versus Geelong City	on 23/10/1982	N. McGUANE	5/38	versus Geelong City	on 10/03/2019
R. THOMPSON	5/35	versus Leopold	on 8/01/1983	N. McGUANE	5/27	versus Bell Post Hill	on 1/12/2018
G. P. WELLS	5/46	versus St Josephs	on 12/02/1983	N. McGUANE	6/58	versus St Josephs	on 16/02/2019
G. P. WELLS	6/54	versus Thomson	rd 4 1983/84	R. GIBSON	5/72	versus South Barwon	on 16/03/2019
G. P. WELLS	7/40	versus Geelong City	rd 7 1983/84	J. DAVIS	5/37	versus St Josephs	on 27/02/2021
G. P. WELLS	7/53	versus Geelong West	rd 10 1983/84	George CHISHOLM	5/15	versus Bell Post Hill	on 15/01/2022
C.J. LYNCH	5/19	versus North Geelong	rd 6 1983/84	N. GUIDA	5/46	versus East Belmont	on 14/10/2023
B. MORGAN	5/23	versus Geelong West rd 1	October 1985	A. BAIN	6/27	versus Grovedale	on 11/11/2023
G. P. WELLS	5/30	versus South Barwon	rd 4 1985/86	J. LEWIS	5/58	versus North Geelong	on 20/01/2024
G. P. WELLS	6/39	versus East Belmont	rd 7 1985/86	P. McKENNA	5/83	versus North Geelong in the semi	on 16/03/2024
G. P. WELLS	5/13	versus Leopold	rd 3 1987/88				
G. P. WELLS	5/35	versus Bell Post Hill	rd 4 1987/88				
G. P. WELLS	5/52	versus Lara	rd 10 1987/88				
C. FAYERS	5/46	versus Geelong City	rd 6 1988/89				
C. FAYERS	6/53	versus St Josephs	rd 8 1989/90				
P.SHEAHAN	5/67	versus Lara	rd 6 1989/90				
A. JEFFERIES	5/45	versus East Belmont	rd 10 1990/91				

500 or more runs in a season

882	Michael BOWTELL	@ 73.5	in 1979/80
682	Vin HASSETT	@ 56.83	in 1938/39
677	Frank JUST	@ 67.7	in 1930/31
649	Stephen WELLS	@ 49.92	in 1983/84
642	Vin HASSETT	@ 58.35	in 1933/34
633	Frank JUST	@ 52.7	in 1931/32
633	Vin HASSETT	@ 45.21	in 1939/40
602	Michael BOWTELL	@ 50.1	in 1982/83
596	Alex STANLEY	@ 45.85	in 2008/09
594	Stephen WELLS	@ 42.43	in 1989/90
593	John SHAW	@ 59.3	in 1948/49
583	Vin HASSETT	@ 72.88	in 1941/42
575	Vin HASSETT	@ 47.9	in 1945/46
575	Chris LYNCH	@ 38.3	in 1981/82
556	Daniel W. LAWRENCE	@ 42.77	in 2014/15
554	Michael BOWTELL	@ 46.1	in 1978/79
550	Harry HEARD	@ 61.11	in 1940/41
548	Luke MULLER	@ 45.67	in 2001/02
545	Rod KIDDLE	@ 45.42	in 1999/00
534	James COWPERTHWAIT	@ 59.33	in 1935/36
533	Vin HASSETT	@ 41.15	in 1948/49
532	Michael BOWTELL	@ 76	in 1973/74
532	Isaac HOGAN	@ 33.25	in 2020/21
528	Colin PURNELL	@ 40.6	in 1934/35
528	Ronnie McKENNA	@ 44	in 2023/24
527	Chris LYNCH	@ 37.64	in 1983/84
523	Vin HASSETT	@ 45.25	in 1937/38
520	Jack JACQUES	@ 43.33	in 1939/40
515	Stephen WELLS	@ 39.61	in 1991/92
508	Phil. L WILLIAMS	@ 50.8	in 1929/30

Most Runs in a First XI Finals Series

Vin HASSETT	274 runs @ 91.3	(191, 11, 72)	in 1939/40
Neil SHANNON	192 runs @ 64	(86, 45, 61)	in 1934/35
John SHAW	170 runs @ 170	(170)	in 1950/51
Bob MERRIMAN	168 runs @ 84	(36,132)	in 1959/60
Michael BOWTELL	156 runs @ 78	(26, 130)	in 1978/79
Colin PURNELL	154 runs @ 51.3	(17, 22, 115)	in 1934/35
Greg WELLS	154 runs @ 77	(38, 116)	in 1982/83
Frank JUST	150 runs @ 50	(86, 9, 55)	in 1934/35
Des Mc CABE-DOYLE	150 runs @ 50	(96, 42, 12)	in 1934/35
Des Mc CABE-DOYLE	150 runs @ 75	(55, 95)	in 1935/36
Michael BOWTELL	147 runs @ 73.5	(46, 101)	in 1979/80
Jack JAQUES	144 runs @ 48	(100, 44,0)	in 1939/40
Ben NEVILLE	136 runs @ 68	(123, 13)	in 1999/00
Peter FALCONER	132 runs @ 44	(52, 74, 6)	in 1955/56
Chris LYNCH	130 runs @ 65	(2, 92no, 36)	in 1981/82
Bob MERRIMAN	129 runs @ 64.2	(106, 23)	in 1968/69
Michael BOWTELL	129 runs @ 64.5	(47, 82)	in 1982/83
A. BAIRD	128 runs @ 42.7	(114, 12, 2)	in 1928/29

40 or more wickets in a season

56	George SCHOFIELD	@ 16.7	in 1939/40
52	George SCHOFIELD	@ 16.2	in 1933/34
47	Greg WELLS	@ 12.9	in 1987/88
46	Vic PROFITT	@ 11.1	in 1939/40
46	George SMART	@ 11.8	in 1911/12
45	Greg WELLS	@ 12.9	in 1978/79
42	Greg WELLS	@ 9.9	in 1983/84
42	Scott HUCKER	@ 11.0	in 2002/03
42	Peter CRICHTON	@ 14.7	in 1955/56
41	Greg WELLS	@ 11.1	in 1981/82
41	Greg WELLS	@ 11.4	in 1975/76
40	Gavin CASTLE	@ 15.3	in 1999/00
40	George SCHOFIELD	@ 16	in 1945/46

Best Bowling on First XI debut

9 for 39	- Ken NICHOLSON	versus Ford Motor Co. in 1941/42
8 for 43	- Bill GRIFFEN	versus St Josephs in 1964/65
8 for 61	- Gareth ANDREWS	versus Corio in 1963/64
6 for 71	- Bob MERRIMAN	versus Geelong City on 10/10/1959
5 for 21	- Tim MATTHEWS	versus South Barwon in 2003/04
5 for 22	- Paul SHEAHAN	versus St Josephs in 1982/83
5 for 48	- Michael COX	versus St Josephs in 1995/96

Highest Score on First XI debut

112	- Harry HEARD	versus International Harvester in 1940/41
104 no	- Michael BOWTELL	versus North Shore-Norlane in 1973/74
104	- George RHODES	versus Lara in 2022/23
104	- Jack JAQUES	versus Federal Mill in 1939/40
94	- Vin HASSETT	versus South Geelong in 1929/30
94	- Chris MITCHELL	versus Leopold in 1963/64
74	- Jeff VINKEN	versus St Josephs in 1995/96
71	- Hugh WALLACE-SMITH	versus East Belmont in 1993/94
67	- Craig MIDDLEMISS	versus St Josephs in 1982/83
64	- Rae SINCLAIR	versus High School-East in 1946/47
63	- Bruce HOLDEN	versus Thomson in 1973/74
61	- Dylan HODGE	versus St Josephs on 12/12/2015
60 no	- John CLARKE	versus St Josephs in 1978/79
57	- James DUFF	versus Geelong City in 1997/98
57	- Jordan CLARK	versus St Josephs in 2016/17
56	- Ken DAVIS	versus Geelong City in 1978/79
55 no	- Russell HIGGINS	versus South Geelong in 1938/39
51	- John MULROYAN	versus Bellarine in 1951/52
51	- Phil THOMAS	versus North Geelong in 1990/91
50	- Trevor EGAN	versus Geelong West in 1993/94

300 Runs and 30 Wickets in a Season

George SCHOFIELD	466 runs @ 38.8	and 52 wickets @ 16.2	in 1933/34
Bob MERRIMAN	445 runs @ 37.1	and 31 wickets @ 12.4	in 1968/69
Tony JEFFERIES	384 runs @ 32	and 30 wickets @ 15.7	in 1991/92
George SCHOFIELD	375 runs @ 31.3	and 54 wickets @ 16.7	in 1938/39
George SCHOFIELD	371 runs @ 33.7	and 36 wickets @ 20.2	in 1938/39
Bob MERRIMAN	358 runs @ 32.5	and 35 wickets @ 10.6	in 1960/61
Bob MERRIMAN	337 runs @ 28.1	and 34 wickets @ 15.7	in 1959/60

50 Runs & 7 Wickets in a Match

G. SMART	63 not out and 9 for 73	versus EAST GEELONG	on 2/12/11
A. G. SCHOFIELD	7 for 58 and 68 runs	versus SOUTH GEELONG	in 1933/34
D. Mc CABE-DOYLE	8/56 and 7/61 and 69 runs	not out versus FORDS	in 1936/37
G. P. WELLS	7 for 31 and 85 runs	versus. LEOPOLD	in 1973/74

100 Runs & 5 Wickets in a Match

G. SMART	100 and 7/47	versus SOUTH GEELONG	in 1911/12
D. Mc CABE-DOYLE	102 and 5/77	versus GEELONG WEST	in 1937/38
A. G. SCHOFIELD	101 not out and 6/40 inc. a hat trick	versus NORTH GEELONG	on 10/12/49
R. F. MERRIMAN	108 and 5/46	versus GEELONG CITY	on 10/3/69
V. X. HASSETT	105 and 5/52	versus FORDS	in November 1948

50 Runs & 5 Wickets in a Match

G. SMART	63 and 9/73	versus EAST GEELONG	in 1911/12
G. SMART	63 and 5/65	versus SOUTH GEELONG	in 1911/12
P. WILLIAMS	71 and 5/12	versus NORTH GEELONG	in 1929/30
F. FEGAN	55 and 6/39	versus GEELONG CITY	in 1929/30
A. G. SCHOFIELD	68 and 7/58	versus SOUTH GEELONG	in 1933/34
A. G. SCHOFIELD	64 and 5/99	versus GEELONG WEST	in 1933/34
D. Mc CABE-DOYLE	96 and 6/22	versus NORTH GEELONG	in 1934/35 semi final
D. Mc CABE-DOYLE	55 and 5/22	versus NORTH GEELONG	in 1935/36 semi final
A. G. SCHOFIELD	86 and 5/51	versus EXCELSIOR MILL	in 1939/40
A. G. SCHOFIELD	69 and 5/81	versus GEELONG WEST	in 1939/40 semi final
A. G. SCHOFIELD	70 and 5/41	versus FORD MOTOR Co.	in 1945/46
R. F. MERRIMAN	79 and 6/42	versus CORIO	in 1960/61 grand final
R. F. MERRIMAN	57 and 5/48	versus CORIO	in 1960/61
R. F. MERRIMAN	50 and 6/59	versus SOUTH BARWON	in 1961/62
R. F. MERRIMAN	61 and 6/24	versus GWC&FC	in 1961/62
B. J. EDWARDS	75 and 5/41	versus GWC&FC	in 1969/70
R. F. MERRIMAN	62 and 5/82	versus St JOSEPHS	in 1969/70
B. J. EDWARDS	65 and 5/43	versus LEOPOLD	in 1977/78
G. P. WELLS	58 and 6/50	versus GWC&FC	in 1979/80 grand final
C. J. LYNCH	70 and 5/19	versus NORTH GEELONG	in 1983/84
G. P. WELLS	59 and 6/54	versus THOMSON	in 1983/84
L. JEFFERIES	77 and 5/27	versus GEELONG CITY	in 1991/92
L. MULLER	85 and 5/22	versus LEOPOLD	in 2000/01
M.A CARSON	76 and 5/17	versus St JOSEPHS	on 5 & 12 December 2015
G. CLARK	60 and 5/60	versus LEOPOLD	on 16 & 23 December 2018



Newtown & Chilwell Cricket Club
home of the two blues

Our Sponsors

KFC

MORTGAGE CHOICE

HARVEY'S OF HIGHTON

MOMENTUM FINANCIAL GROUP

METRICON

CONNECT TEL

GEELONG FINANCIAL GROUP

HERITAGE MEATS

GOLD DIGGERS ARMS HOTEL

MERCEDES-BENZ GEELONG

STINTON ADVISORY

DE GRANDI CYCLE & SPORT

WINKIPOP MEDIA

BTC MARKETS

M.C. HERD

GEELONG McGRATH ESTATE AGENTS

www.two-blues.com.au

The official organ of the Newtown & Chilwell Cricket Club - 51 seasons
Newtown & Chilwell Cricket Club – Celebrating 113 years & 108 premierships

Newtown and Chilwell Cricket Club Inc.



Other Elevens (2nds to 7ths, Women's) Performances since 1948/49

Second XI Performances

	PLAYED	WON	LOST	DRAWN	TIED	POSITION	CAPTAIN
1948/49	11	6 (2)	4 (1)	1	-	THIRD	George FAREY
1949/50	11	5	6	-	-	SEMIS	Arch TONKIN
1950/51	10	3 (1)	7	-	-	FIFTH OF 8	Arch TONKIN
1951/52	12	10	2	-	-	PREMIERS	Arch TONKIN
1952/53	11	6	5	-	-	SEMIS	Arch TONKIN
1953/54	10	5	4	1	-	LAST	Vic HIND
1954/55	10	2	8	-	-	LAST	A. C. (Bert)MARSHALL
1955/56	10	4	6	-	-	FIFTH OF 6	Morrie RUSSELL
1956/57	10	6	4	-	-	FIFTH OF 6	Morrie RUSSELL
1957/58	10	3	7	-	-	FIFTH OF 6	Morrie RUSSELL
1958/59	10	2	7 (1)	1	-	LAST	Morrie RUSSELL
1959/60	11	3	7	1	-	FIFTH OF 6	Morrie RUSSELL
1960/61	11	4	5	2	-	FIFTH OF 6	Robert DICKSON
1961/62	12	6	4	2	-	SEMIS	David A. SHAW
1962/63	11	3	5	3	-	RUNNERS UP	David A. SHAW
1963/64	11	3	8	-	-	FIFTH OF 6	Geoff M. WELLS
1964/65	12	10	2	-	-	PREMIERS	Geoff M. WELLS
1965/66	11	6	5	-	-	FIFTH OF 6	Geoff M. WELLS
1966/67	12	9	3	-	-	PREMIERS	Geoff M. WELLS
1967/68	12	8 (1)	4	-	-	SEMIS	Geoff M. WELLS
1968/69	12	9	3	-	-	RUNNERS UP	Geoff M. WELLS
1969/70	12	6 (2)	5 (1)	1	-	THIRD	Geoff M. WELLS
1970/71	11	5 (1)	3	3	-	FIFTH	Geoff M. WELLS
1971/72	11	4	6	-	1	SIXTH	Brenton BAHR/Graeme RHODES
1972/73	11	6	5 (1)	-	-	FIFTH	Terry KELLY
1973/74	13	6 (1)	4	3	-	RUNNERS UP	Terry KELLY
1974/75	12	4	7	1	-	EIGHTH	Michael MERRIMAN
1975/76	13	8	5	-	-	RUNNERS UP	A. Paul ANDERSON
1976/77	12	7	3	2	-	THIRD	A. Paul ANDERSON
1977/78	13	7	4	2	-	SEMIS	Graeme RHODES
1978/79	12	4 (1)	6	2	-	FIFTH	Ian R. W. POULTON
1979/80	14	12	1	1	-	PREMIERS	A. Paul ANDERSON
1980/81	12	5	6	1	-	SIXTH	A. Paul ANDERSON
1981/82	14	10	4	-	-	PREMIERS	Rob SHERINGHAM
1982/83	13	8	4	1	-	SEMIS	Rob SHERINGHAM
1983/84	14	10	4	-	-	RUNNERS UP	Michael MERRIMAN
1984/85	12	7	3	2	-	FOURTH	Michael MERRIMAN
1985/86	12	7	3	2	-	FOURTH	Michael MERRIMAN
1986/87	11	6 (1)	4	1	-	FIFTH	Michael MERRIMAN
1987/88	11	6	4	1	-	FIFTH	Michael MERRIMAN
1988/89	11	5	4	-	2	SIXTH	Michael MERRIMAN
1989/90	12	9	2	1	-	THIRD	Denis HICKLETON
1990/91	12	7 (1)	4	1	-	THIRD	Denis HICKLETON
1991/92	12	7	4	1	-	THIRD	Graeme ROSS
1992/93	12	5	5	2	-	FOURTH	Graeme ROSS/Ian HASTIE
1993/94	13	8	3	2	-	RUNNERS-UP	Anthony GOVE
1994/95	12	8	4	-	-	THIRD	Anthony GOVE
1995/96	12	7	4	1	-	THIRD	Anthony GOVE
1996/97	11	4	6	1	-	NINTH	Anthony GOVE
1997/98	12	10 (1)	2	-	-	THIRD	Russell MITCHELL
1998/99	13	7 (1)	3	3	-	RUNNERS-UP	Russell MITCHELL
1999/00	12	8	3	1	-	THIRD	Russell MITCHELL
2000/01	13	9	3	1	-	PREMIERS	Ian HASTIE
2001/02	13	9 (1)	3	1	-	RUNNERS-UP	Dev ROYCE
2002/03	12	7 (1)	5 (1)	-	-	FOURTH	Dev ROYCE
2003/04	13	10 (1)	2	1	-	PREMIERS	Ian HASTIE (Jason Muller finals)
2004/05	14	8 (1)	5	1	-	7 th of 20	Ian HASTIE
2005/06	18	11 (1)	6	1	-	PREMIERS	Darren FLEET (Andrew Garrigan two games)
2006/07	11	7	4	-	-	FOURTH of 14	Darren FLEET (Andrew Garrigan three games)
2007/08	13	3	10 (1)	-	-	13 th of 14	Damien O'LOUGHLIN
2008/09	13	3	10	-	-	11 th of 12	Damien O'LOUGHLIN (Andrew Garrigan two)
2009/10	13	1	10	2	-	LAST of 12	Russell MITCHELL
2010/11	13	5	3	5	-	FIFTH of 12	Russell MITCHELL
2011/12	12	6	5	1	-	SIXTH OF 12	Russell MITCHELL
2012/13	14	9 (2)	4	-	1	PREMIERS	Russell MITCHELL
2013/24	15	9 (1)	6	-	-	THIRD of 12	Yves ROUSSETY
2014/15	13	2	10 (1)	1	-	11 th of 12	Michael BEVERIDGE
2015/16	12	1	9 (1)	2	-	11 th of 12	Adam KALZ
2016/17	12	5	6 (1)	1	-	8 th of 12	Rod KIDDLE
2017/18	12	3	8	1	-	8 th of 10	Dev ROYCE
2018/19	13	2	11	-	-	10 th of 10	Sandy WATERS
2019/20	13	-	9 (1)	4	-	9 th of 10	Sandy WATERS
2020/21	18	5	12	1	-	9 th of 10	Ian DALRYMPLE
2021/22	15	8	5	2	-	3 rd of 10	Ian DALRYMPLE
2022/23	17	14	2	1	-	RUNNERS-UP	Ian DALRYMPLE
2023/24	14	5	6	3	-	6 th of 8	Jordan TEGELHUTER
TOTAL	933	468 (21)	385 (10)	76	4	50.16% won	41.26% lost



Third XI Performances



	PLAYED	WON	LOST	DRAWN	TIED	POSITION	CAPTAIN
1948/49	11	3 *(2)	7 (1)	1	-	SIXTH OF 8	Arch TUCKER
1949/50	13	8	5	-	-	SEMIS	Arch TUCKER
1950/51	11	5	6	-	-	SEMIS	G. HALEY
1951/52	11	5 (3)	5 (2)	1	-	SEMIS	G. HALEY
1952/53	10	5	4	1	-	FIFTH OF 6	G. HALEY
1953/54	10	3 (1)	7 (1)	-	-	FIFTH OF 6	Arch TUCKER
1954/55	10	-	10	-	-	LAST	J. GROVES
1955/56	11	4 (2)	6 (1)	1	-	SEMIS	N. LINDSAY
1956/57	10	3	7 (1)	-	-	LAST	N. LINDSAY
1957/58	12	8	4	-	-	RUNNERS UP	N. LINDSAY/G.SHAW
1958/59	11	4 (2)	6 (2)	1	-	SEMIS	A. C. MARSHALL
1959/60	12	6	6	-	-	SEMIS	Tom CLINCH
1960/61	11	6	5	-	-	SEMIS	Tom CLINCH
1961/62	11	7	3 (1)	1	-	FIFTH OF 6	A. OSBORNE
1962/63	9	2	6	1	-	LAST	Robert DICKSON
1963/64	13	5	8	-	-	RUNNERS UP	R. BALLIS
1964/65	12	9	3	-	-	RUNNERS UP	Dennis FAREY
1965/66	13	8	5	-	-	RUNNERS UP	Dennis FAREY
1966/67	11	10	1	-	-	THIRD	Dennis FAREY
1967/68	13	10	3	-	-	PREMIERS	Dennis FAREY
1968/69	13	8 (1)	4	1	-	RUNNERS UP	David A. SHAW
1969/70	9	3	6	-	-	EIGHTH OF 10	David A. SHAW
1970/71	11	5	4 (1)	2	-	SIXTH	Jack MULROYAN
1971/72	12	8	4	-	-	SEMIS	David A. SHAW
1972/73	11	5	5	-	1	FIFTH	George BRIGGS
1973/74	13	12	1	-	-	RUNNERS UP	George BRIGGS
1974/75	12	6	5	-	1	FIFTH	Max TAYLOR
1975/76	11	3	7	1	-	NINTH OF 10	Max TAYLOR
1976/77	12	2	9	1	-	NINTH OF 10	Don N. ROYCE
1977/78	14	7	5	2	-	SEMIS	Edwin W. PARKER
1978/79	13	6	4	3	-	SEMIS	Don N. ROYCE
1979/80	13	11	1	1	-	THIRD	Don N. ROYCE
1980/81	13	10	3	-	-	SEMIS	Don N. ROYCE
1981/82	14	10	4	-	-	SEMIS	Don N. ROYCE
1982/83	11	6	5	-	-	FIFTH	Gavan CLARK
1983/84	13	7	6	-	-	SEMIS	Rob SHERINGHAM
1984/85	12	8	3	1	-	SEMIS	David BARNES
1985/86	12	9	3	-	-	THIRD	R. Dale PEARCE
1986/87	11	4	6	1	-	EIGHTH	Don N. ROYCE
1987/88	13	7	5	1	-	RUNNERS UP	Don N. ROYCE
1988/89	11	6 (1)	5	-	-	SEVENTH	Don N. ROYCE
1989/90	13	9 (1)	4	-	-	RUNNERS UP	R. Dale PEARCE
1990/91	13	10	3	-	-	PREMIERS	Philip MARSHALL
1991/92	12	9 (1)	3	1	1	FOURTH	Philip MARSHALL
1992/93	12	7 (1)	3	1	1	FOURTH	Philip MARSHALL/ Anthony GOVE
1993/94	11	4	6	1	-	SEVENTH	Neville CRANE
1994/95	11	3	8	-	-	NINTH	Grant WHITESIDE
1995/96	11	6	5	-	-	FIFTH	Greg P. WELLS
1996/97	12	6	6	-	-	FOURTH	Max ELLIS
1997/98	13	10	3	-	-	PREMIERS	Max ELLIS
1998/99	12	7	4	1	-	THIRD	Max ELLIS
1999/00	11	5 (1)	6	-	-	SIXTH	Max ELLIS / Adrian WINDT
2000/01	11	4 (1)	6	1	-	EIGHTH	Andrew GREEN
2001/02	12	8	3	1	-	FOURTH	Brett BENTLEY
2002/03	11	6	5	-	-	SEVENTH	Brett BENTLEY
2003/04	11	4	6	1	-	NINTH	Grant WHITESIDE
2004/05	13	9	4	-	-	FOURTH of 20	Brett BENTLEY
2005/06	17	11	5	1	-	THIRD of 16	Adam O'CONNOR
2006/07	9	3	6	-	-	NINTH of 14	Paul DOWLING
2007/08	14	7	6	1	-	SIXTH of 14	Colin CUNLIFFE
2008/09	13	5	7	1	-	EIGHTH of 12	Colin CUNLIFFE
2009/10	14	7	7	-	-	SIXTH of 12	Frank TUSKES
2010/11	14	7	3	4	-	THIRD of 12	Frank TUSKES
2011/12	12	6	4	2	-	SIXTH of 12	Frank TUSKES
2012/13	13	7	6	-	-	THIRD of 12	Frank TUSKES
2013/14	16	8	8	-	-	RUNNER UP	Brendan TWADDLE
2014/15	15	9	6	-	-	FOURTH of 12	Russell MITCHELL
2015/16	15	11	3	1	-	PREMIERS	Russell MITCHELL
2016/17	12	6	6	-	-	8 th of 12	Russell MITCHELL
2017/18	12	6	6	-	-	6 th of 10	Adrian WINDT
2018/19	13	7	6	-	-	5 th of 10	Jared BATTENALLY
2019/20	13	7	5	1	-	4 th of 10	Jared BATTENALLY/Jorden TEGELUTER
2020/21	18	8	8	2	-	6 th of 10	Sandy WATERS
2021/22	14	7	5	1	1	5 TH of 10	Darren FLEET
2022/23	16	9	6	1	-	3 rd of 8	Andrew KNOTT
2023/24	16	7	3	6	-	RUNNERS UP	Andrew KNOTT
TOTAL	929	499 (17)	377 (10)	48	5	53.71% won	40.58% lost



Fourth XI Performances



	PLAYED	WON	LOST	DRAWN	TIED	POSITION	CAPTAIN
1948/49		no team fielded					
1949/50	10	1	9	-	-	LAST	Jack FREWIN
1950/51	10	1	9	-	-	LAST	Jack FREWIN
1951/52	10	2 (1)	8 (5)	-	-	FIFTH OF 6	Frank DAWBER
1952/53	11	5 (1)	6 (3)	-	-	SEMIS	Frank DAWBER
1953/54	10	1	9	-	-	LAST	Frank DAWBER
1954/55	10	4 (1)	6 (4)	-	-	FOURTH	Frank DAWBER
1955/56	11	6 (3)	5 (2)	-	-	RUNNERS UP	Frank DAWBER
1956/57	10	3 (1)	7	-	-	FIFTH OF 6	Frank DAWBER
1957/58	10	-	10	-	-	LAST	Jack FREWIN
1958/59	10	-	10 (9)	-	-	LAST	L. BEALES
1959/60	11	2 (1)	9 (5)	-	-	LAST	L. BEALES
1960/61	12	5	6	1	-	SEMIS	Dennis CRILLY
1961/62	11	2	9	-	-	UNKNOWN	David LEIGH
1962/63	11	5 (2)	5 (2)	1	-	RUNNERS UP	Robert. F. MERRIMAN
1963/64	13	8 (1)	5	-	-	PREMIERS	Robert. F. MERRIMAN
1964/65	13	10	2	1	-	PREMIERS	Robert BLACKMAN
1965/66	11	7 (2)	4	-	-	SEMIS	Robert BLACKMAN
1966/67	12	7	5	-	-	SEMIS	Robert BLACKMAN
1967/68	13	8	3	2	-	RUNNERS UP	David LEIGH
1968/69	11	2	8	1	-	UNKNOWN	Tom CLINCH
1969/70	11	3	6	2	-	SEVENTH OF 9	John L. TAYLOR
1970/71	11	3	5	3	-	SIXTH OF 7	John L. TAYLOR
1971/72	11	6	5	-	-	FIFTH	Dennis FAREY
1972/73	12	9	3	-	-	SEMIS	Dennis FAREY
1973/74	13	11	2	-	-	RUNNERS UP	Dennis FAREY
1974/75	12	5 (1)	7	-	-	SEVENTH	Jack MULROYAN
1975/76	11	-	9	2	-	LAST	Jack MULROYAN
1976/77	11	5	6	-	-	SEVENTH	Kerry WOODMAN
1977/78	11	5	6	-	-	FIFTH	Graeme L. CHISHOLM
1978/79	13	12	1	-	-	THIRD	Graeme L. CHISHOLM
1979/80	13	11	2	-	-	PREMIERS	Graeme L. CHISHOLM
1980/81	13	12	1	-	-	PREMIERS	Peter LONEY
1981/82	14	8	6	-	-	SEMIS	Allan FOSTER/Peter LONEY
1982/83	11	2	9	-	-	NINTH OF 10	Russell JONES
1983/84	12	5	7	-	-	SIXTH	Anthony LEEDS
1984/85	11	7* (1)	4	-	-	SIXTH	Anthony DEVLIN
1985/86	11	6 (1)	4	1	-	FIFTH	Phillip MORGAN
1986/87	12	8	3	1	-	SEMIS	Wayne HOOD
1987/88	11	7	4	-	-	SEVENTH	Colin RUTHERFORD
1988/89	11	7	4	-	-	FIFTH	Anthony LEEDS
1989/90	12	8 (2)	4	-	-	THIRD	Anthony LEEDS
1990/91	13	11	2	-	-	PREMIERS	Anthony LEEDS
1991/92	13	10	3	-	-	PREMIERS	Don N. ROYCE
1992/93	13	7	5	1	-	RUNNERS-UP	Don N. ROYCE
1993/94	13	11	2	-	-	RUNNERS-UP	Anthony LEEDS
1994/95	12	8	4	-	-	FOURTH	Graeme TAYLOR
1995/96	11	5	5	1	-	SIXTH	Kevin HIGGINS
1996/97	11	5	6	-	-	SIXTH	David MURRAY
1997/98	12	10	2	-	-	THIRD	David MURRAY
1998/99	11	7	4	-	-	FIFTH	David MURRAY
1999/00	11	7 (1)	4	-	-	FIFTH	David MURRAY/ Anthony DEVLIN
2000/01	13	9 (2)	4	-	-	RUNNERS-UP	Anthony DEVLIN
2001/02	12	7 (1)	4	1	-	FOURTH	Anthony DEVLIN/ Adam O'CONNOR
2002/03	13	8	4	-	-	RUNNERS-UP	Adam O'CONNOR / Grant WHITESIDE
2003/04	11	6	4	1	-	SIXTH	Stuart DAY
2004/05	13	10 (2)	3	-	-	FOURTH of 20	Grant. WHITESIDE
2005/06	17	13 (1)	3	1	-	THIRD of 16	Steve LEWIS
2006/07	9	3	6	-	-	TENTH of 14	Warwick HADFIELD
2007/08	16	12 (1)	4	-	-	RUNNERS-UP	Frank TUSKES
2008/09	15	10	4	1	-	THIRD of 12	Frank TUSKES
2009/10	15	7	7	1	-	THIRD of 12	Grant WHITESIDE
2010/11	14	7	3	4	-	THIRD of 12	Grant WHITESIDE
2011/12	14	10 (1)	2	2	-	PREMIERS	Grant WHITESIDE
2012/13	13	9 (2)	4	-	-	THIRD of 12	Grant WHITESIDE
2013/14	14	9 (1)	5	-	-	FIFTH of 12	Terry HICKEY
2014/15	13	6	7	-	-	EIGHTH of 12	Phillip MORGAN
2015/16	12	2	9	1	-	11 th of 12	Phillip MORGAN
2016/17	12	4	8	-	-	10 th of 12	Adrian WINDT
2017/18	12	4	8	-	-	8 th of 10	Russell MITCHELL
2018/19	13	4	8	1	-	7 th of 10	Frank TUSKES
2019/20	15	8	6	1	-	4 th of 10	Frank TUSKES
2020/21	20	12	5	2	1	PREMIERS	Adam O'CONNOR
2021/22	15	11	2	2	-	3 rd of 10	Adam O'CONNOR
2022/23	16	10	3	2	1#	PREMIERS	Darren FLEET
2023/24	16	10	2	4	-	PREMIERS	Jordan WHITE

TOTAL: **920** **492 (29)** **385 (30)** **41** **2** **53.48% won** **41.85% lost**

*denotes walkover

tied the semi final and advanced to the grand final as the top team.

Fifth XI Performances

	PLAYED	WON	LOST	DRAWN	TIED	POSITION	CAPTAIN
1973/74	9	1	8 (1)	-	-	LAST	Ian QUARRELL
1974/75	12	2 (1)	9 (2)	-	-	SIXTH OF 8	Ian QUARRELL
1975/76	11	7	4	-	-	SEMIS	John L. TAYLOR
1976/77	14	10 (1)	1	2	1	PREMIERS	John L. TAYLOR
1977/78	13	9	3	-	1	SEMIS	Bruce SCRIVEN
1978/79	13	8 (3)	3	2	-	SEMIS	Barry FLANAGAN
1979/80	13	9	4	-	-	RUNNERS UP	Bruce SCRIVEN
1980/81	12	8	4	-	-	RUNNERS UP	Bruce SCRIVEN
1981/82	15	14	1	-	-	PREMIERS	Russell JONES
1982/83	14	11	3	-	-	PREMIERS	Anthony LEEDS
1983/84	12	6	6	-	-	FOURTH	Don ROYCE
1984/85	13	10 (1)	2	1	-	PREMIERS	Russell JONES
1985/86	13	13	-	-	-	CHAMPIONS	Graeme L. CHISHOLM
1986/87	13	9 (1)	3	1	-	PREMIERS	Chris CARROLL
1987/88	12	11	1	-	-	PREMIERS	Chris CARROLL
1988/89	13	12	1	-	-	PREMIERS	Greg SANDS
1989/90	13	13*	-	-	-	CHAMPIONS	Greg SANDS
1990/91	14	10 (1)	4	-	-	RUNNERS UP	Greg SANDS
1991/92	15	9 (2)	6	-	-	RUNNERS-UP	John Mc DONALD
1992/93	13	8	4	1	-	RUNNERS-UP	John Mc DONALD
1993/94	11	2	7	1	1	SEVENTH of 8	Don ROYCE
1994/95	11	8	3	-	-	FIFTH	Craig WARREN
1995/96	12	9	2	1	-	THIRD	Gavan CLARK
1996/97	12	8	4	-	-	FOURTH	Gavan CLARK
1997/98	11	5	6	-	-	EIGHTH	Gavan CLARK
1998/99	13	6 (1)	6	1	-	FIFTH	Gavan CLARK
1999/00	15	15 (2)	-	-	-	CHAMPIONS	Peter ROBERTSON
2000/01	14	7 (1)	7	-	-	RUNNERS-UP	Artie FLEET
2001/02	13	9	4	-	-	THIRD	Chris HOCKING
2002/03 to 2003/04	see below in Cambridge and Navy						
2004/05	11	5	6	-	-	FOURTH	Steve LEWIS
2005/06	13	8	5	-	-	FIFTH	Warwick HADFIELD
2006/07	7	4	3	-	-	SIXTH of 11	Neville CRANE
2007/08	11	4	7	-	-	SIXTH of 9	Warwick HADFIELD
2008/09	15	12	2	1	-	PREMIERS	Phillip MORGAN
2009/10	12	8	2	2	-	THIRD of 6	Phillip MORGAN
2010/11	19	10	4	3	1	RUNNERS-UP	Phillip MORGAN
2011/12	19	8	7	4	-	RUNNERS-UP	Phillip MORGAN
2012/13	19	12	6	1	-	RUNNERS-UP	Phillip MORGAN /Phillip TWADDLE
2013/14	19	13	4	2	-	THIRD of 8	Adrian WINDT/Phillip MORGAN
2014/15	18	5	11	2	-	SEVENTH of 8	Anthony DEVLIN
2015/16	17	5	12	-	-	SEVENTH of 8	Anthony DEVLIN (played in GCA 6ths)
2016/17	19	6	12	1	-	SIXTH of 8	Anthony DEVLIN (played in GCA 6ths)
2017/18	19	12	5	2	-	THIRD of 8	Anthony DEVLIN (played in GCA 4ths)
2018/19	19	12*	5	2	-	THIRD of 10	Anthony DEVLIN (played in GCA 3rds)
2019/20	18	12	3	3	-	PREMIERS	Anthony DEVLIN (in hard wicket Central 50 retired)
2020/21	16	4	9	2	1	7 th of 8	Anthony DEVLIN (in Central 50 ret group 1)
2021/22	15	6	6	2	1	3 rd of 6	Mark SANDERS (in one day 5)
2022/23	17	11	4	2	-	RUNNERS-UP	Adam O'CONNOR (in GCA1 5ths)
2023/24	19	12	4	3	-	3 rd of 8	Matt SUVOLTOS (in GCA1 5ths)

TOTAL: 692 413 (15) 221* (3) 47 7 59.68% won 31.94% lost * denotes forfeit

NB - Played one day fixture from 2010/11 onwards

^ denotes forfeited

Fifth XI II Performances

	PLAYED	WON	LOST	DRAWN	TIED	POSITION	CAPTAIN
1987/88	11	6	3	2	-	FOURTH	Anthony LEEDS
1988/89	11	7	3	1	-	RUNNERS UP	Michael WHOLOHAN
1989/90	11	7	4	-	-	FIFTH	Don BARTON
TOTAL:	33	20	10	3	-	60.60% won	30.30% lost

Fifth XI Cambridge Performances

	PLAYED	WON	LOST	DRAWN	TIED	POSITION	CAPTAIN
2002/03	14	10	4	-	-	PREMIERS	Chris HOCKING
2003/04	12	7	4	1	-	PREMIERS	Mark TURNLEY
TOTAL:	26	17	8	1	-	65.38% won	30.77% lost

Fifth XI Navy Performances

	PLAYED	WON	LOST	DRAWN	TIED	POSITION	CAPTAIN
2002/03	13	8 (1)	5	-	-	FOURTH	Phillip MORGAN & Steve LEWIS
2003/04	12	8	3	1	-	RUNNERS-UP	Phillip MORGAN & Steve LEWIS
TOTAL:	25	16 (1)	8	1	-	64% won	32% lost

Sixth XI Performances

	PLAYED	WON	LOST	DRAWN	TIED	POSITION	CAPTAIN
1978/79	12	4 (1)	6 (1)	2	-	SIXTH	Robert S. CHISHOLM
1979/80	13	9	4	-	-	SEMIS	Rod COULSON
1980/81	13	10	2	1	-	SEMIS	Russell JONES
1981/82	14	11	3	-	-	THIRD	Don BARTON
1982/83	13	12	1	-	-	PREMIERS	Graeme L. CHISHOLM
1983/84	12	9	3	-	-	THIRD	Graeme L. CHISHOLM
1984 to 1990	Sixth Eleven not fielded						
1990/91	12	4	8	-	-	TENTH OF 13	Rob SHERINGHAM
1991/92	14	10	4	-	-	FOURTH	Graeme L. CHISHOLM
1992/93	13	10 (2)	1	2	-	PREMIERS	Anthony DEVLIN
1993/94	13	9 (3)	3	1	-	RUNNER-UP	Graeme L. CHISHOLM
1994 to 1996	Sixth Eleven not fielded						
1996/97	10	4 (1)	6	-	-	SEVENTH	Graeme L. CHISHOLM
1997/98	11	6	4	1	-	SIXTH	Graeme L. CHISHOLM
1998/99	13	6# (1)	7	-	-	SEVENTH	Graeme L. CHISHOLM
1999/2000	15	13 (1)	1	1	-	PREMIERS	Graeme L. CHISHOLM/ Phillip MORGAN
2000/01	14	14 (3)	-	-	-	CHAMPIONS	Phillip MORGAN & Steve LEWIS
2001/02	14	9 (2)	4	-	1 bye	PREMIERS	Phillip MORGAN & Steve LEWIS
2002 to 2005	Sixth Eleven not fielded						
2005/06	18	11	6	1	-	THIRD of 8	Mark TURNLEY
2006/07 *	11	7	4	1	-	RUNNER-UP	Mark TURNLEY
2007/08	16	5	11	-	-	SEVENTH of 10	Mark TURNLEY
2008/09	17	5	11	1	-	EIGHTH of 10	Mark TURNLEY
2009/10	19	12	5	2	-	RUNNER-UP	Mark TURNLEY
2010/11	18	9	6	2	1	FOURTH of 9	Brett BENTLEY
2011/12	17	4	9	4	-	NINTH of 10	Brett BENTLEY
2013/14	19	11	7	1	-	FOURTH of 10	Anthony DEVLIN/Nathan CLARK
2014/15	Sixth Eleven not fielded						
2015/16	17	6	11	-	-	SIXTH of 8	Neville CRANE (played in GCA 8ths)
2016/17	19	6	12^	1	-	SIXTH of 8	Neville CRANE (played in GCA 7ths)
2017/18	18	5	10^^	1	-	SIXTH of 8	Mark SANDERS (played in GCA 6ths)
2018/19	19	5	10	2	2 byes	FOURTH of 7	Mark SANDERS (played in GCA 5ths)
2019/20	18	13	3	2	-	PREMIERS	Mark SANDERS (played in one day INNER 50 ret)
2020/21	17	7	7	3	-	4 th of 8	Mark SANDERS (in Central 50 ret group 1)
2021/22	16	10	4	1	1	SHARED PREMIERS	Anthony DEVLIN (in one day 6)
2022/23	14	4	8	2	-	6 th of 8	Anthony DEVLIN (in GCA1 6ths)
TOTAL:	460	255 (14)	169 (1)	32	1	55.43% won	36.74% lost + denotes won on forfeit ^ denotes forfeited

NB - Played one day fixture from 2006/07 onwards

* lost premiership due to drawn grand final.

Sixth XI Cambridge Performances

	PLAYED	WON	LOST	DRAWN	TIED	POSITION	CAPTAIN
2012/13	19	11	6	2	-	4 th of 10	Anthony DEVLIN
TOTAL:	19	11	6	2	-	57.89% won	30.77% lost

Sixth XI Navy Performances

	PLAYED	WON	LOST	DRAWN	TIED	POSITION	CAPTAIN
2012/13	15	2	13	-	-	9 th of 10	Warwick HADFIELD
TOTAL:	15	2	13	-	-	13.33% won	81.25% lost

Seventh XI Performances

	PLAYED	WON	LOST	DRAWN	TIED	POSITION	CAPTAIN
2010/11	19	9	7	3	-	RUNNERS UP	Neville CRANE
2011/12	18	7	7	4	-	4 th of 9	James PURCELL
TOTAL:	37	16	14	7	-	43.25% won	37.84% lost

BWCC First XI Performances

	PLAYED	WON	LOST	DRAWN	TIED	For wkts/runs	Against wkts/runs	POSITION	CAPTAIN
2022/23	14	9	4	1	-	56/1103	69/1001	RUNNERS-UP C grade	Susan MEANEY
2023/24	16	12	3	-	1	43/1448	83/1348	PREMIERS C grade	Susan MEANEY
TOTAL:	30	21	7	1	1	99/2551	152/2349	70% won	23.33% lost

BWCC Second XI Performances

	PLAYED	WON	LOST	DRAWN	TIED	BYE	For wkts/runs	Against wkts/runs	POSITION	CAPTAIN
2022/23	13	6	6	1	-	-	53/1143	87/1182	4 th of 6 in F grade	Leah IRVING
2023/24	15	8	6	1	-	1	63/ 888	48/ 945	3 rd of 8 in E grade	Jules HOLT
TOTAL:	28	14	12	1	-	1	116/2031	135/2127	50% won	42.86% lost

Outstanding Performances

- November 1911** **George SMART** made 63 not out and 10 runs and took 9 for 73 against East Geelong.
In the same game **J.C. BETHERAS** carried the bat making 94 not out in the total of 206 against East Geelong.
In the second innings he made 44 not out to total 138 unbeaten runs for the match.
- 1911/12** **George SMART** took 46 wickets at 11.8 average for the season taking five or more wickets on five occasions.
He also made 409 runs including three 50's and the club's maiden century against South Geelong.
- 1928/29** **Phil WILLIAMS** became the first (and only) bowler to take seven or more wickets in a grand final in the First XI when he took 8 for 24 against North Geelong.
- 9/3/1929** **R (Dick) HASSETT** took 9 for 16 against North in the semi final and run out the other wicket.
- 4/1/1930** **Vin HASSETT** made 94 and took 3 for 7 in his Firsts debut against South Geelong
- 14/10/1933** **George SCHOFIELD** took 8 for 41 in his debut with the Club against North Geelong.
- October '33** **Vin HASSETT** made 112 not out carrying the bat in a total of 224 against North Geelong.
- 1933/34** **Vin HASSETT** made scores of 112 n.o., 57, 109, 71, 8 and 119 before the Christmas break for a total of 476 runs at 95.2 average.
- 1933/34** **George SCHOFIELD** took 36 wickets for 357 runs (average 9.92) before the Christmas break including - 8/41 and 1/39 in Round 1, 7/58 and 2/20 in Round 2, 7/61 in Round 4 and 6 for 26 including a hat-trick in Round 5.
- 1935/36** **James COWPERTHWAITTE** made four consecutive half centuries (75, 78 not out, 93 and 54 not out) in the First XI.
- 1937/38** **The Club** fielded two sides in the turf competition. Newtown "A" lost the semi-final while Newtown "B" finished second last.
- 6/3/1937** **Des Mc CABE-DOYLE** took 7 for 61 and 8 for 58 against Fords on the one day in the First XI.
- 16/12/1939** **Vic PROFITT** took 6 for 36 against Harvester and followed with 6 for 23 in the second innings when the game was completed on January 6, 1940.
- 1939/40** **The First XI** went through the home and away games undefeated, scored a record 9 for 531 to win the semi final against Geelong West but lost the final to Fords.
- 11/1/1941** **Jack LOWTHIAN** took 7 for 4 from 5.6 overs against Excelsior Mills in the Firsts.
- 29/11/1941** Against Fords in the **Firsts** needing 145 to win in 61 minutes, victory was gained with 3 minutes spare.
The first 50 runs coming in 20 minutes, 100 in 43 minutes and 150 in 58 minutes.
Vin HASSETT 92 not out in 61 minutes.
- 8/3/1941** **First XI** dismissed for its lowest score of 22 by Geelong West.
- November '48** **Vin HASSETT** took 5 for 52 and made 105 against Fords in the Firsts.
- 10/12/1949** **George SCHOFIELD** made 101 not out and took 6 for 40 including a hat-trick against North at Kardinia Park.
- 11/3/1949** **J. FALCONER** took five stumpings in the one innings against CYMS in the Seconds.
- 1951/52** **W (Bill) HURRING** took 8 for 12 including five wickets in five balls against Valley Mills in the Thirds.
The previous match against CYMS he took 7 for 13 including a hat-trick.
- 1951/52** **Vin HASSETT** made 59 in a score of 81 against Geelong West on 27/10/51 which represented 73% of the total score.
In the second innings he made 66 of the team score of 137.
- 16/2/1957** **Frank DAWBER** took 7 for 48 and made 91 not out in the one day against City in the Fourths.
- 7/2/1959** **First XI** dismisses Geelong West for a G. C. A. record low score of 13. **B. BARTLE** took 8 for 2 from 6 overs and 4 maidens.
- 10/10/1959** **Bob MERRIMAN** on debut in the 1st XI took 6/71 including a wicket with his first ball with the Club removing Geelong City's Malcolm Johnson.
- April 1961** **First XI** wins third successive premierships to complete the "Golden Era". Under 15 Just Shield team also wins a third successive flag!
- 1963/64** **R. F. (Bob) MERRIMAN** becomes the first player to take 50 wickets and make 500 runs in the same season.
His 581 runs were made at 52.81 and 69 wickets taken at 9.84 in the Fourths.
- 10/02/1964** Playing Corio the **First XI** records its first victory since the "Golden Era". First win in 26 matches!
- October '67** **The Fourth XI** defeated St. Josephs outright with all 20 wickets shared by two bowlers: **B. KELAART** 7 for 14 and 3 for 29 and **B. IVERMEE** 3 for 31 and 7 for 29.

Outstanding Performances

- 1968/69** First XI, Second XI and Third XI all lose grand finals to South Barwon.
- 1/3/1969** **David SHAW and Peter GILBEY** combine to make a club record partnership of 290 for the first wicket in the Thirds. Shaw 168 and Gilbey 102 against the East Belmont attack.
- November '72** **Neville CRANE** made a Third XI record score of 187 (9 sixes) against North Shore in Round 3.
- 1973/74** **Michael BOWTELL** scored a century on debut and later became the first batsman in 25 years to make over 500 runs in a season in the First XI. BOWTELL went on to achieve the feat four times. The legendary Vin Hassett made 500 runs in a season on seven occasions.
- 29/2/1974** **Greg WELLS** against Leopold made 85 and took 7 for 31 from 19 overs and 7 maidens.
- March 1974** **Neville CRANE** made a club record score of 218 in the Seconds final.
- 1973/74** While the **First XI** wins its first premiership in 12 seasons the three other senior sides all lose grand finals.
- 20/10/1979** **Michael BOWTELL** made a First XI record score of 202 not out in a total of 4 for 419 against Thomson.
- 1979/1980** During the premiership winning finals games **Brian Edwards and Greg Wells** combined to take 19 of the 20 wickets to fall. Wells took 4/20 and 6/50 in the final while Edwards claimed 5/14 and 4/55 in the final.
- 1979/80** **Michael BOWTELL** created a club record of 882 runs in the one season in the Firsts. For the season the First XI made a GCA record 3316 runs for the loss of 113 wickets at an average of 29.34 per wicket. Bowtell's 882 runs represents 26.59% of the team's runs.
- 1979/80** **The Club** wins the GCA Club Championship after losing just 5 of the 57 matches played in the Firsts, Seconds, Thirds and Fourths.
- 20/1/1980** **Stephen WELLS** in the Capital Cup one day final against North Shore made 46 not out from only 17 deliveries including 30 from one six ball over (4, 6, 4, 6, 4, 6)
- 28/2/1981** **Paul ANDERSON** took seven catches in the one afternoon in the Fifts versus Geelong Umpires. Six in slips and one caught and bowled.
- 1980/81** **Frank MEEK** won the First XI bowling average at both Newtown and Chilwell and South Barwon in the same season after joining the Club in February.
- 1/2/1982** **Peter WHITESIDE** took six catches in one innings (as wicketkeeper) against Highton in the Sixths.
- 1982/83** **Mark BROWNE** created a club record by taking 35 catches and 8 stumpings (43 dismissals) in the one season.
- 21/1/1983** **Stephen WELLS** 151 (25 fours and 3 sixes) and **K. J. TAYLOR** (75) combine for a record Second XI opening partnership of 231 in the second innings against Thomson. The partnership was made from 29.3 overs or 177 deliveries.
- 14/1/1984** **The Sixth XI** recorded a club record innings score of 8 for 533 from 61 overs against Corio. P. DUFFIELD 209 not out, Graeme NELSON 115, Graeme CHISHOLM 114 and Harvey DAVIS 9 for 32. Corio was dismissed for 82 creating a record winning margin of 451 runs on the first innings. It was a one day match.
- 26/11/85** **The club** completed a remarkable round against Geelong West in the first four elevens by amassing a total of 1,192 runs for the loss of 24 wickets at an average of 49.67 runs per wicket. The firsts scored 7/366, Seconds 5/427 (Second XI record), Thirds 6/198 and Fourths 6/201. The Fifth XI made it five senior wins by defeating East Belmont outright scoring 3 for 173 against 61 and 87.
- 26/1/1985** **Russell MITCHELL** made 213 not out against Geelong West to record the highest individual score in the Firsts.
- March 1985** Playing in its eighth consecutive grand final **the First XI** loses to East Belmont ending the "Platinum Era" at six consecutive premierships.
- 1984/85** **Shaun JOHNSTONE** recorded three centuries for the season; 100 in the Fifts, 113 not out in the Fourths, and 104 in the Thirds.
- 2/3/1985** **The First XI** recorded an outright win by an innings and 138 runs dismissing North Shore (68 and 121) in the one afternoon.
- 3/10/1985** **Graeme TAYLOR** became the oldest player to make his First XI debut at age 37 exactly.
- 2/11/1985** **Mark ANDREWS** took five catches (as wicketkeeper) in the one innings against St. Josephs in the Seconds.
- 16/11/1985** **Brad YOUNG** became the youngest player to play in the First XI at the age of 14 years and 323 days.
- 1985/86** **Bernie MORGAN** recorded five "ducks" in his first five innings with the club to wrap up the Duck Award.
- October '86** The first four Saturdays of turf cricket were washed out causing a re-scheduling of rounds 1 and 2. Later two further days were rained off making the total days lost six.

Outstanding Performances

- 29/11/1986** **Stephen WELLS** makes a record Club and G. C. A. score of 237 against East Belmont in a score of 6 for 372. The innings lasted 274 minutes with 30 fours and 6 sixes.
- 17/1/1987** **Russell MITCHELL** made a record Fifth XI score of 208 in a one day game against East Belmont with 27 fours and 5 sixes. This made him the first player to make two double centuries for the Club.
- 28/11/1987** **Greg WELLS** claimed his 500th District Firsts wicket in the game against Thomson. Later that season, on March 20, 1988, he took his Club tally to 552 wickets to break the Club Record.
- January '88** **Graeme CHISHOLM** took his 500th wicket in the game against Grovedale in the Fifts.
- 27/2/1988** **Brad YOUNG** became the youngest First XI player to score a century at age 17 years, 60 days.
- 15/10/88** **Kane PURCELL**, aged 14 years and 56 days becomes the youngest player to make his First XI debut.
- 17/12/88** **Greg WELLS** became the greatest wicket taker in G. C. A. District Firsts when against Geelong City he took his 540th wicket.
- 25/2/89** **The Fifth XI** (team one) made a G. C. A. and Club Fifth XI record score of 6 for 455 against Bell Post Hill, Greg SANDS (177), Rob WARREN (107). The winning margin of 373 runs was the second largest in the Club's history. In Bell Post Hill's innings of 82 Craig WARREN took 7 for 18.
- 4/11/89** **Greg SANDS**, captaining the Fifts I made 106 (17 fours, 1 six) in his team's total of 148, chasing Don Barton's N & CCC Fifts II score of 138. No other batsman made more than 5 runs and there were 17 sundries.
- March 1989** **The two Fifth Elevens** played each other in the grand final with the Fifts I (captaining by Greg Sands) narrowly defeating the Fifts II (captained by Michael Wholohan).
- December '89** **The Club** created history by winning all six senior games for the third round in succession. This performance was enhanced when all six senior sides were again successful in round 11.
- December '89** **Jeff FISHER** completed a remarkable double in the Seconds by taking 7 for 52 including a hat trick against Grovedale in round 4 and then taking 8 for 50 in the round 5 Second XI encounter with South Barwon.
- 11/2/1990** **The FIRST XI** claimed a unique record in Geelong cricket against Bell Post Hill when ten bowlers were used in the first innings with each bowler claiming a wicket!
- 20/10/1990** **John Mc DONALD** aged 54 years and 258 days became the oldest player to debut with the club. He went on to take 48 wickets at the average of 12.54 for the season.
- 11/11/1990** Brothers **ALLAN** and **GREG WELLS** combine to take all ten Grovedale First XI wickets. **GREG** with four wickets took his 600th club wicket while **ALLAN** took 6/14 from 16.4 overs. **STEPHEN WELLS** completed a memorable family day by recording his 5,000th club run.
- 2/2/1991** **The Under 16 Jarman Shield team** scored a record junior total of 6 for 332 from 49 overs against Guild. **TRENT MARSHALL** with 147 not out made the highest individual score by a club junior.
- 23/2/1991** **TONY JEFFERIES** took 8/29 in the second innings against East Belmont Firsts to complete match figures of 13 wickets for 74 runs - the best First XI bowling performance for nearly fifty years. His match figures were 33 overs, 12 maidens, 13 for 74.
- 1990/91** Eleven year old leg spinner **TIM ANDERSON** became the youngest player to win a senior average when he won the Sixth XI bowling average.
- 12/10/91** **GRANT WHITESIDE** took six catches as wicketkeeper in the Thirds versus St Josephs.
- November '91** **The FIFTH XI** defeated Highton outright by an innings and 327 runs - a club record. N&CCC scored 422 with Barry Flanagan 167 (15 fours, 10 sixes). Highton made 49 and 46. Adam Woollett 7/25 and Alan Merriman 7/25.
- February '92** **JOHN Mc DONALD** took 8 for 37 from 36 overs, 16 maidens against East Belmont in the Fifts. Such was his accuracy that just 22 of his 216 deliveries were scored from.
- 1991/92** **TONY JEFFERIES** was named GCA Cricketer of the Year after taking 30 wickets at 15.67 and making 382 runs at 32.
- 1992/93** **TRENT MARSHALL** made three centuries including consecutive centuries (173 not out versus Grovedale and 102 against St. Mary's) in the Sixth XI. He totalled 532 runs for the season at an average of 88.67.
- Dec. 1992** **The SIXTH XI** scored 6 for 504 against St. Mary's 4 for 354 in a match which saw a massive 858 runs made for the loss of 10 wickets.
- Feb. 1993** **The FIFTH XI** set 315 by Lara to win scored 9 for 322 to create a record for a first innings chase. Mick Merriman made 117 not out to seal the win with just 3 balls remaining.
- March 1993** **The FOURTH XI** scored 6/352 only to be overtaken on the second day by St. Josephs which made 4/360.

Outstanding Performances

- 1993/94** **DON ROYCE** scored successive centuries 200 not out versus St. Josephs and 120 against Lara in the Fifts to be the first player to make a double century and a century in consecutive innings.
- 1993/94** **DARRYL HAY** scored 447 runs in seven games after Christmas in the Fourth XI including three centuries in four innings.
- 1994/95** **JAMIE Mc DONALD** equalled the GCA District Firsts and set a new club wicket keeping record by taking six catches and one stumping against Grovedale Firsts.
- 25/11/1995** **TIM CLARK** at age 14 years and 297 days became the youngest player to score a senior century when he scored a match winning 115 against Grovedale in the Fifts.
- 19/10/1996** **TREVOR SMITH** at age 55 years and 31 days became the oldest player to debut with the club.
- 16/11/1996** **GAVAN CLARK** (205 not out) **and CHRIS CARROLL** (77 not out) set a new GCA all sections ninth wicket partnership of 215 (unbeaten) against Bell Post Hill in the Fifts.
- 1/3/97** **TIM CLARK** made a record club junior score of 189 not out against East Belmont in the Under 16 Just Shield.
- March 1997** **BEN NEVILLE** captains the Under 16 Just Shield team to the premiership and makes 759 runs at 108.43., Ben also scored 328 runs in the Seconds to total 1087 club runs for the season at 60.39.
- 28/2/1998** **GREG WELLS** claimed his 700th club wicket at the average of 15.08.
- 1997/98** Returning to the club after 14 seasons **ADRIAN WINDT** scored three centuries for the season. He made consecutive centuries in the Thirds against Grovedale (103) and Leopold (122) and later 114 not out in the Fifts against Bell Post Hill.
- March 1998** **MICHAEL COX** had a superb finals series bowling the Third XI to the premiership taking 5 for 57 from 23.5 overs in the semi final in sweltering heat against Leopold and 5 for 43 from 35 overs in the final against Geelong City. He also made 54 runs in the semi final to complete a memorable final series.
- 21/11/98** **JEFF VINKEN** took six catches in an innings as wicketkeeper against Grovedale Firsts.
- 1998/99** **GAVIN CASTLE** was awarded the Jack Sing Medal as GCA Division One Cricketer of the Year. Gav took 33 wickets at 15.55 and made 129 runs.
- October, 1999** **GREG WELLS** became the first N&CCC player to play 400 senior matches.
- 11/12/1999** **WARWICK HADFIELD** took 7 for 36 including **two hat tricks** in the Sixths against Newcomb & District.
- 25/3/2000** **GRAEME CHISHOLM** became the second player to claim 700 wickets with the club when he dismissed the last batsman in the grand final.
- 4/3/2000** **TIM JARMAN** (154 r.h.) and **RUSSELL MITCHELL** (130) combined for a Seconds all wicket record partnership of 261 when they opened the batting against Bell Post Hill. The partnership was the fourth highest at the club and second best recorded in turf sections.
- 26/3/2000** **PAUL SMITH** with 7 for 61 against Grovedale 5ths became just the third player to take seven or more wickets in a grand final. **PHILLIP NUNN** (134) also in the 5ths became the 17th to score a century in a grand final.
- 1999/2000** **JEFF VINKEN** equalled the First XI record by claiming seven catches in the match against East Belmont in January 2000. **RICHE ROBERTSON** set a new keeper's record of 19 catches in a 5ths season.
- 1999/2000** **PHILLIP MORGAN** set a new a Club and Sixths catching record for a fielder in a season holding 20 catches.
- 10/3/2001** **ADAM LAVARS** broke Neville Crane's 30 year old Third XI record for the highest score by making 216 against Bell Park. The Thirds score of 8/397 was a record team score.
- 2000/01** **The Club** reached a new standard with five of the six senior teams making grand finals the feat have never been achieved in GCA cricket. The First and Second XIs won the premiership while the Sixths were champions.
- 25/03/01** Champion fast bowler **GAVIN CASTLE** performed one of the finest feats in the club's history in the grand final against Geelong City. Despite a painful foot injury "The King" returned the outstanding figures of 28.2 overs, 11 maidens and took 6 for 39 to bowl City out for 100 in reply to 168. In a memorable performance he also claimed three slips catches.
- 23/02/02** **MATT BREBNER** took five catches in the one innings against Grovedale in the Fifts.
- 2001/02** **GREG WELLS** played in his 13th flag - a club and GCA record.
- 2001/02** **NEVILLE CRANE** with 8018 runs at 30.14 became just the second player to pass 8000 runs with the club. Neville also completed his 300th match with the club during the Fifts semi final and went on to win the Fifth XI batting average.

Outstanding Performances

- 2001/02** GCA First XI batting average award was won by **ROD KIDDLE**.
Rod headed the First XI batting followed by Ben Neville (2nd), Harvey Stephenson (3rd) and Luke Muller (5th).
- 2001/02** **The Club** won the GCA club championship for the ninth time with all six teams make finals for just the 5th time.
- 2002/03** **RUSSELL MITCHELL** made five half centuries in four rounds in the Seconds. He scored, 52 and 7 in round 4 followed by 64 and 52 not out in round 5, 50 (rd 6), and 179 in round 7. In his round 8 inning he made 49.
- 8/01/04** **NICK JONES** made 58 and took 6 for 54 in his club debut in the Fifts Navy versus Geelong City.
- January 2004** **NATHAN RAU** made a “pair” in the Thirds against St Peters facing a total of one ball for the match.
A golden duck in the first inning and run out in the second inning without facing a ball.
- 2003/04** **GRANT WHITESIDE** took 12 catches for the season for a new club record tally of 254 as a wicketkeeper.
- 2003/04** **ADAM LAVARS** played five matches in the Cambridge premiership team scoring fifty runs or more in his five innings. Scores of 52, 120 not out, 89, 96 (semi final) and 58 (grand final) gave him 415 runs at 103.75.
- 2003/04** The two **Fifth XIs** played off in the District Fifts grand final with the Cambridge team defeating the Navy side. It was the second time in the club’s history this had occurred.
- 2004/05** **NEVILLE CRANE** became the greatest run scorer in the club’s history when he passed Vin Hassett’s fifty year old club record of 8640. Neville’s 8704 runs have come at the average of 30.43.
- 2005/06** **ADAM LAVARS** made successive centuries in the Thirds with 105 in the 3rds versus St Josephs in round 7 and 123 in the 3rds versus Highton in round 8. He followed up with a third century (100) in round 15 against Newcomb & District and finished the season with 710 runs at 50.71.
- 2005/06** **THE THIRD XI** set a new team record score of 7 for 408 against Newcomb & District on 11/03/06.
Rhys Bennett 152 not out, Adam Lavars 100.
- 2005/06** **THE JUNIOR SECTION** of the club claimed four premierships during season 2005/06 by winning the two top levels of under 15 and under 13 competitions.
- 2005/06** **GRANT WHITESIDE** took four stumpings in the one innings against St Peters Fourths in the qualifying final.
- 2005/06** **ROD KIDDLE** was named the Glenn Ward Medal as the best GCA player of the VCCL2006 carnival.
- 2006/07** **ADAM PATCHING’S** 191 in the 4ths versus Torquay in round 3 is the highest individual score recorded in the Fourth XI and the equal 11th highest in the club’s history.
- 2007/08** **BRAD PETTER** took 3 for 24 including a hat trick in the 2nds versus North Geelong on 21/10/07. All batsmen dismissed LBW.
- 2007/08** **THE 4TH XI** set a new record innings score of 6/477 against Bell Post Hill in round 8 – 2nd highest team score in the Club’s history.
- 2007/08** **JAMIE PESCOTT’S** 231 against Bell Post Hill in round 8 was a record 4th XI individual score and the second highest Club individual score.
- 2007/08** **MARK TURNLEY** opened the batting and remained 56 not out in the 6th XI’s total of 134 all out against Geelong City on 19/01/08. However, he did not ‘carry his bat’ as under competition rules he had to retire at 50 runs but was later able to resume his innings. Coincidentally it was his 50th birthday.
- 2007/08** **THE FOURTH XI** defeated Torquay outright without losing a wicket in round 12 (Feb, 2008). Torquay 104 and 105 lost the N&CCC 0/149 declared (in 16 overs, Paul Sheahan 108 not out) and 0/72.
- 2007/08** **GRANT WHITESIDE** took his 300th catch and his 50th stumping with the Club in round 9 (Jan 12, 2008) against Manifold Heights.
- 2007/08** **ASH McHARRY** took four catches in an innings (5 for the match) as fieldsman versus Geelong City 3rds in round 13.
- 2008/09** **PAUL SHEAHAN and ADAM PATCHING** formed a remarkable and formidable opening team during the 2008/09 season. Combining on 10 occasions they recorded 4 half century stands, 3 century and a Fourth XI record opening partnership of 206 against Geelong West in round 7. For the season they totalled 846 runs as an opening pair averaging 84.6 runs per innings.
- 2008/09** **MARK AINSWORTH** returned the remarkable bowling figures of 9 overs, 9 maidens, 2 wickets for no run in the 3rds versus Geelong City on 10/01/09. It was a one day match and Ainsworth did not bowl a possible 10th over.
- 2008/09** **PAUL SHEAHAN** amassed a total of 855 runs for the season at the average of 57 including 2 centuries and five fifties. He scored 768 runs at 54.86 in 14 matches in the Fourth XI. Paul’s run tally is second only to Michael Bowtell’s 882 in season 1979/80.
- 2009/10** **RUSSELL MITCHELL** took four catches as wicketkeeper versus Lara 2nds on 06/02/10.
- 2009/10** **COREY MATHIESON** took four catches as wicketkeeper versus Grovedale 1sts on 13/02/10.
- 2009/10** **STEVE LEWIS** took 4 catches as wicketkeeper versus east Belmont 5ths on 13/02/10.

Outstanding Performances

- 2009/10** **COREY MATHIESON** took four catches as wicketkeeper versus Geelong West 1sts on 27/02/10.
- 2009/10** **JAMES RATCLIFFE** took 8 for 45 including a hat trick versus Geelong West 2nds on 27/02/10.
- 2009/10** **RUSSELL MITCHELL** on February 27th, 2010 played his 97th First XI match some 28 years after making his First XI debut in season 1981/82.
- 2010/11** **NEVILLE CRANE** became the first player to play in all seven senior elevens.
GRAEME TAYLOR also completed the feat later in the season.
- 2010/11** **ADAM PATCHING** took 3 catches and 3 stumpings against Thomson 6ths in round 3 on 06/11/10.
- 2010/11** **TONY CONNELL** made his N&CCC First XI debut on 20/11/2010 aged 43 years and 195 days to become the oldest player to debut in the First XI.
- 2010/11** **JAI SHEAHAN** made 160 not out versus South Barwon 5ths on 20/11/2010.
Jai smashed 19 fours and 11 sixes and his score represented 74% of the total of 6/215.
- 2010/11** Four members of the one family played in the same side for the first time in the Club's history.
MARK, DAVID, MICHAEL AND JOHN KIRKLAND played in the Seventh XI against Guild St Marys on 20/11/2010.
- 2010/11** **GEORGE CAMERON** made 94 not out including 7 fours and 5 sixes in the tied game against Grovedale 5ths on 18/12/10.
George's innings represented 69.6% of the inning total of 8/135 runs.
- 2010/11** **DAVID ANDERSON** took 6 catches and a run out as wicketkeeper against Leopold 3rds on 15/01/2011.
- 2010/11** **BRETT BENTLEY** took 3/39 including a hat trick in the 6ths against Anakie on 12/02/2011.
- 2010/11** **THE CLUB** for the first time recorded a clean sweep of seven senior wins on 5 March, 2011.
- 2012/13** **Riley FERGUSON** became the youngest player to captain the First XI on 6/10/12 aged 17 years and 290 days.
- 2012/13** **Jonathon CARPENTER** took four catches as a fieldsman in an inning versus Grovedale 1sts on 20/10/12.
- 2012/13** **Cory MATHIESON** took 5 catches in an inning as wicket keeper against Geelong City 1sts on 27/10/12.
- 2012/13** **Grant WHITESIDE** took four catches and a stumping versus Highton 4ths on 8/12/12.
- 2012/13** **Terry HICKEY** took 10 for 29 (5/6 and 5/23) versus Highton 4ths on 8 & 15/12/12.
- 2012/13** **PHILLIP MORGAN** took his second catch of the season on November 24, 2012 to set a net club record aggregate catches by a fieldsman surpassing Greg Wells' 185.
- 2012/13** **SCOTT MULLEN** took 10 for 58 (5/10 and 5/28) versus Leopold 2nds on 19/01/13.
- 2012/13** **George CHISHOLM** took 7 catches in the match (4,3) as wicketkeeper against St Josephs 2nds on 26/01/13 & 2/02/13.
- 2012/13** **CAM DUGGAN** 4 catches as fieldsman versus North Shore 5ths on 16/02/13.
- 2012/13** **JAMES HADFIELD** took 4/31 including the hat trick versus Leopold in the 6ths Navy XI on 9/03/13.
- 2012/13** **GEORGE CHISHOLM** took 4 catches as wicketkeeper in versus South Barwon 2nds in semi final on 17/03/13.
- 2013/14** **JASON FORREST** took 8/47 on debut against Geelong West 5ths on 19/10/2013 becoming the fourth player to take seven or more wicket on debut.
- 2013/14** **KANE GRAMBEAU** scored consecutive centuries against Murgheboluc 5ths (138 not out) on 2/11/13 and Geelong City 5ths (124 not out) on 9/11/13.
- 2013/14** **SAM REIDY** took 5/25 (15 overs, 9 maidens) and 0/11 and made 153 not out against Highton 2nds on 7&14/12/13.
- 2013/14** **GEORGE CHISHOLM** completed 5 dismissals as wicketkeeper (3 catches, 2 stumpings) versus Geelong City 1sts on 8/02/14.
- 2013/14** **THE CLUB** played its 1000th First XI GCA match in round 11. The match was played against Geelong City at Richmond Crescent on February 1 and 8, 2014.
- 2015/16** **GRANT WHITESIDE** became the 4th player to reach 400 games during the 3rds semi final against Murgheboluc.
- 2015/16** **THE FIRST XI** posted its 200,000th run during the innings against Geelong City on February 27, 2016. In the club's 1028th 1st XI match Yves Roussety hit a 3 off Geelong City's Mark Worthington to bring up the milestone.
- 2016/17** **THE FIRST XI** in round 12 against Bell Post Hill claimed its 10,000 wicket in Geelong cricket. The dismissal of Bell Post Hill captain Rhys Burke caught by wicketkeeper Tim Hosking off the bowling of Jordan Clark for 10 created this remarkable first in local cricket.

Outstanding Performances

2016/17 **JORDAN CLARK** joined the Club as a professional players from the Lancashire County Cricket Club and made an immediate impact scoring half centuries in his first four innings with the club – 57, 142, 55 and 52 in the Geelong Advertiser T20 Cup. In the 10 matches he played before returning to England he scored 391 runs at 43.44 and took 30 wickets at 15.87 including three five wicket hauls. Jordan’s outstanding season culminated in winning the Club’s Merriman Medal and the GCA’s Jack Sing Medal as the best GCA player voted by the umpires.

2016/17 **ANTHONY ‘Specs’ DEVLIN** played his 445th senior club match against Airey Inlet in the 5th XI on February 25, 2017 to set a new club games record.

2017/18 **The CHAPMAN FAMILY** shared a unique place in the club’s history when three generations play on the one team on January 27, 2018.

Mike Senior, Mike Junior, and Gus (pictured below) played in the Sixth XI. Mike Senior held a great catch at first slip and was run out for a duck!

Mike Junior batted the house down with 46 not out and young Gus in the field was something special and made 4.



2018/19 **LACHIE MARTIN** (122 not out) and **LEVI IRVING** (69 not out) added 194 runs in an unbeaten 5th wicket partnership in the Fourths against Bell Post Hill in round 6 on 1 December, 2018. Whilst not breaking any team or club partnership records we believe they have created a unique record as the highest partnership by a pair of under 18 year olds in the Club’s history. Lachie became just the ninth junior player to make a century in senior ranks.

2018/19 **RYAN GIBSON** against Leopold on 12/01/2018 made 145 not out in 5/212 to record the highest individual score in the First XI in a one day match. His 128 balls (158 minute) innings included 18 fours and 2 sixes and represented 68.4 % of the team score. His allround ability was displayed when he restricted Leopold’s innings to 8/209cc by claiming 4/44 in his 10 overs of medium pace.

2018/19 The youngest team to play senior cricket for the Club was the Sixth XI on 02/02/2019 when **all 11 players were juniors**.

The team was Archie Bain, Jack Bell, Mitch Cunliffe, Ethan & Noah Guida, Cooper Hayes, Jai McGough, Ethan Moynahan, Brandon Rakas-Hoare, Willem Sanders, Levi West. The 12th man and mentor was regular 6ths captain Mark Sanders. Captain: Ethan Guida aged 16 years/165 days. Wicket keeper: Cooper Hayes. For the record 9/103 cc lost to St Albans-Breakwater 9/116.



Archie Bain, Ethan Guida (Capt) & Noah Guida.



2018/19 **JACK ROYCE** made his 1st XI debut to create a third generation of N&CCC 1sts players. A first for the club.

Jack made his First XI debut against Grovedale on 17 November, 2018 aged 16 years becoming the first third generation player in the 1sts XI following in the footsteps of father Devon and grandfather Don.



Proud grandfathers Jock McMahon and Don Royce OAM flank father Devon and cap 531 Jack Royce.

Outstanding Performances

- 2019/20** **Mike McHENRY** took a wicket with his first ball with the club against Lara 6ths on 19/10/2019 in round 1.
- 2019/20** **The COVID-19 pandemic** caused the abandonment of the GCA season prior to the finals matches. Premierships were awarded to the top placed teams at the completion of the home and away season. The FIFTH and SIXTH XIs were declared premiers.
- 2019/20** **The CLUB** claimed its 100th premiership with 60 senior and 40 junior flags.
- 2020/21** **The COVID-19 pandemic** caused the season to start late on October 31, 2020. The season was all one day games in all GCA sections.
- 2020/21** **Michael YOUNG** took 4 for 5 on debut in the 3rd XI versus Lara on 31/10/2020 including 3 for 0 in his first over and a wicket with his first ball with the club.
- 2020/21** **LEE MURDOCH** took 4 catches as a fielder versus East Belmont 3rds on 21/11/2020.
- 2020/21** **JORDAN TEGELHUTER** made 198 off 106 balls with 21 fours & 15 sixes against Lara 2nds on 16/01/2021. The 13th highest individual score in club history
- 2020/21** **CHARLIE HURST** took 5 catches and a run out versus East Belmont 3rds on 06/02/2021.
- 2020/21** **JAMES PURCELL** made five consecutive ducks in the 5th XI to equal the club record held by Bernie Morgan.
- 2020/21** **JAMES PURCELL** took 3 catches and two stumpings versus Geelong City 5ths on 20/02/2021.
- 2020/21** **ANTHONY DEVLIN** played his 500th club match and 853rd playing day – the most in the club’s history.



‘Specs’ Devlin gets off the mark on a sodden Eastern Park pitch.



Round 10 in the Fifths with the ‘Specs’ XI.

- 2021/22** **TOM MEREDITH** took 3 catches, 2 stumpings and a run out in the 7 wickets to fall in the 1sts versus Highton on 20/11/2021. He also made 66 not out to ensure the victory.



Outstanding Performances

- 2021/22** **SAMUEL JOHANNES** took 5 catches as wicketkeeper in the 4ths versus Highton on 20/11/2021.
- 2021/22** **TOM PATTERSON** took 4 catches as wicketkeeper versus Highton 2nds on 21/11/2021.
- 2021/22** **THE CLUB** lost its 10,000th wicket in its history in round 2 on 20/11/2021.
- 2021/22** **THE UNDER 17 JUST TEAM** scores 6 for 276 to defeat St Josephs Thomas 187 on December 11 & 18, 2021 on Shaw Oval. Tom Kiddle (100 not out with 16 fours) and Hunter Norman (81 with 13 fours) combine for a 3rd wicket partnership of 191 runs.
- 2021/22** **RUSSELL MITCHELL** with 10,789 runs passes Neville Crane as the greatest runs scorer in the club's history.
- 2022/23** The first five rounds of the season were abandoned due to unfit grounds. The GCA then re-set the fixture meaning the first six Saturdays were abandoned. One day rounds (14) were played with a three round finals series (double chance for top two teams).
- 2022/23** Club history was made when the first **N&CCC Women's teams** participated in the Barwon Women's Cricket Competition on October 22, 2022. Playing in C grade the N&CCC Navy team defeated Lethbridge in its first game captained by Susan Meaney. The N&CCC Cambridge team also was victorious under the leadership of Leah Irving defeating Wallington. **Julie Holt** claimed the first wicket, caught by Bec Wright. Whilst **Sarah Chapman** scored the first run.



- 2022/23** **GEORGE RHODES** made consecutive centuries 104 versus Lara in round 1 and 103 versus Grovedale in round 3. Round two against Highton was washed out.
- 2022/23** **CRAIG GREEN** "Carried the bat" making 56 not out in the 6th XI score of 80 against Grovedale in round 3 on 26/11/2022.
- 2022/23** **THE UNDER 17 JUST TEAM** scores 3 for 282 to defeat Barrabool/Highton (123) on 18/12/2022 on Shaw Oval. Sam Meaney (103 not out) and Tom Patterson (100 not out) share an unbeaten 3rd wicket partnership of 195 runs.
- 2022/23** **MIKE CHAPMAN** took five catches as wicketkeeper against St Josephs 4th in round 14 on 4/03/2023.
- 2023/24** **Max INDERBERG** took 4 catches and a stumping versus St Josephs 5ths in round 17 on 02/03/2024.
- 2023/24** **Madden SADOWY** took 6 catches versus South Barwon 4ths in the grand final on 24/03/2024. The most catches in an inning in a final.



Madden Sadowy takes a catch in the juniors.

Played in Seven Men's Elevens

The following players have represented the Club in all seven senior elevens;

Neville CRANE	Graeme TAYLOR	Ian SIMPSON	Jackson DAVIS
George CHISHOLM	Mitchell DAVIS		

In addition the following have played in 1sts to 6ths inclusive;

David BARNES	Darcy DelRIO	Dean DUTHIE	Pat EASTMAN
Darren FLEET	Ian HASTIE	Matt JACKSON	Tony JEFFERIES
Peter JEFFERIES	Sam JEFFERIES	Jorden LEWIS	Michael MERRIMAN
Russell MITCHELL	Phillip MORGAN	Luke MULLER	David MURRAY
Ben NEVILLE	Simon RAU	Dev ROYCE	Don ROYCE
Eddie RATCLIFFE	Cam RUSSELL	Paul SHEAHAN	Nic SUTCLIFFE
Simon SUTTERBY	Phil TWADDLE	Dean TURNLEY	Jeff VINKEN
Greg WELLS	Stephen WELLS	Adrian WINDT	

'Carrying the Bat'

The following batsmen have achieved the feat of 'Carrying the bat' throughout the innings.

J.C. BETHERAS	made 94 not out in a total of 206	= 45.6%	against East Geelong in the Firsts on November 25, 1911.
Vin X. HASSETT	made 112 not out in a total of 224	= 50%	against North Geelong in the Firsts on October 7 and 14, 1933.
Dennis FAREY	made 9 not out in a total of 26	= 34.6%	for the N&CCC "B" team against Geelong West in rd 2 1937/38.
Frank DAWBER	made 41 not out in a total of 57	= 71.9%	against Geelong City in the Fourths on October 13, 1951.
A.J.(Ike)GOSBELL	made 24 not out in a total of 59	= 40.7%	against Geelong City in the Firsts on 2/3/52.
Graeme RHODES	made 26 not out in a total of 60	= 43.3%	in the Firsts against East Belmont on 29/10/66.
Evan DORRITY	made 94 not out in a total of 149	= 63.1%	against West in the Fourths on November 11, 1967.
David LEIGH	made 16 not out in a total of 40	= 40%	against Thomson in the Fourths on October 10, 1968.
Mick MERRIMAN	made 89 not out in a total of 164	= 54.3%	against East Belmont in the Seconds on November 3, 1984.
Ian HASTIE	made 99 not out in a total of 222	= 44.6%	versus St. Josephs in the Thirds on January 29, 1990.
Ian P. Mc GREGOR	made 94 not out in a total of 191	= 49.2%	versus Bell Post Hill in the Fifths on January 22, 1994.
Ian HASTIE	made 87 not out in a total of 158	= 55.1%	versus East Belmont in the Seconds on January 7, 1995.
Craig GREEN	made 56 not out in a total of 80	= 70%	versus Grovedale in the Sixths on November 26, 2022.
Adam PATCHING	made 68 not out in a total of 268	= 25.4%	versus Highton 5ths on 10/02/2024.

99 runs in an inning

The following batsmen have been dismissed for the unlucky 99 in an innings with the Club.

Colin PURNELL	99 versus Geelong Footballers in the First XI in 1934/35
Michael BOWTELL	99 versus North Shore Norlane in the First XI in 1979/80
Brad YOUNG	99 versus East Belmont in the First XI in 1996/97
Rod KIDDLE	99 versus Lara in the First XI in 1999/2000
Rob STEVEN	99 in the Fourths
Ian HASTIE	99 not out to carry the bat in a total of 222 versus St. Josephs in the Thirds on January 29, 1990.
Adam O'CONNOR	99 in the 4ths
Denis HICKLETON	99 in the 5ths
Devon ROYCE	99 in the 6ths
Adam WOOLLETT	99 not out in the 6ths
Adam PATCHING	99 not out versus Newcomb & District in the Fourths on 25/10/2003.
Luke WIERZBOWSKI	99 not out versus St Peters in the Thirds on 8/01/2005.
Gavin CASTLE	99 versus Geelong City in the Firsts on 31/10/2009.

Top Ten Winners

Leading club aggregates in batting and bowling from all elevens.

No official awards made before 1973/74.

BATTING			BOWLING		
1973/74	Michael BOWTELL	532 runs	John L. TAYLOR	42 wickets	
1974/75	Michael BOWTELL	403 "	Greg WELLS	31 "	
1975/76	Barry FLANAGAN	517 "	Greg WELLS	47 "	
1976/77	Allan FOSTER	483 "	Greg TREVASKIS	31 "	
1977/78	Tony BOYCE	538 "	George BRIGGS	44 "	
1978/79	Michael BOWTELL	554 "	Brenton BAHR	46 "	
1979/80	Michael BOWTELL	882 "	Brian EDWARDS	43 "	
1980/81	Russell JONES	534 "	Graeme CHISHOLM	62 "	

Sponsored by De Grandi Cycle & Sport from 1981/82 until 1989/90.

1981/82	Chris LYNCH	575 runs	Graeme CHISHOLM	63 wickets	
1982/83	Michael BOWTELL	602 "	Graeme CHISHOLM	65 "	
1983/84	Stephen WELLS	649 "	Greg WELLS	44 "	
1984/85	Michael MERRIMAN	522 "	Graeme CHISHOLM	42 "	
1985/86	Gavan CLARK	442 "	Gavan CLARK	43 "	
1986/87	Stephen WELLS	467 "	Geoff PRIDDLE	31 "	
1987/88	Daryl BIVIANO	541 "	Greg WELLS	47 "	
1988/89	Rod WARREN	445 "	Craig WARREN	34 "	
1989/90	Stephen WELLS	594 "	Jeff FISHER	44 "	

Sponsored by Trezise Sportstore from 1990/91 until 1994/95.

1990/91	Dale PEARCE	655 runs	John Mc DONALD	48 wickets	
1991/92	Stephen WELLS	515 "	John Mc DONALD	38 "	
1992/93	Trent MARSHALL	532 "	Adam O'CONNOR	28 "	
1993/94	Don ROYCE OAM	545 "	Craig WARREN	28 "	
1994/95	Kevin HIGGINS	507 "	Craig WARREN	37 "	

Sponsored by Jarman Bros. Sportscentre from 1995/96 until 2000/01.

1995/96	Mark COWAN	521 runs	Michael COX	34 wickets	
1996/97	Neville CRANE	592 "	Gavin CASTLE	38 "	
1997/98	Adrian WINDT	464 "	Jeff FISHER	29 "	
			Graeme TAYLOR	29 "	
1998/99	Kevin HIGGINS	511 "	Peter ROBERTSON	36 "	
1999/00	Shane EADE	620 "	Mark ANDERSON	40 "	
2000/01	Steve LEWIS	611 "	Simon RAU	40 "	

Sponsored by De Grandi Cycle & Sport from 2001/02

2001/02	Tim CLARK	558 runs	Brad FLEET	38 wickets	
2002/03	Russell MITCHELL	506 "	Scott HUCKER	42 "	
2003/04	Adam LAVARS	415 "	David BOYANTON	41 "	
2004/05	Jamie PEScott	560 "	Barry TSITAS	33 "	
2005/06	Adam LAVARS	710 "	Scott MULLEN	45 "	
2006/07	Simon PEARCE	408 "	Luke SHARRY	18 "	
2007/08	Paul SHEAHAN	577 "	Scott MULLEN	30 "	
2008/09	Paul SHEAHAN	855 "	Zac STOKES	32 "	
2009/10	Anthony CONNELL	555 "	Ben JACKSON	38 "	
2010/11	Riley FERGUSON	396 "	Anthony SIRGIANNIS	33 "	
2011/12	Ben NEVILLE	407 "	Terry HICKEY	35 "	
2012/13	Adrian WINDT	626 "	Scott MULLEN	36 "	
2013/14	Adrian WINDT	655 "	Tom LEVICK	31 "	
2014/15	Daniel W LAWRENCE	556 "	Zac STOKES	34 "	
2015/16	Adrian WINDT	498 "	Oscar HILL	25 "	
2016/17	Craig GREEN	427 "	Dom MANTHORPE	38 "	
2017/18	Adam PATCHING	560 "	Nick McGUANE	23 "	
2018/19	Jared BATTENALLY	469 "	Nick McGUANE	28 "	
2019/20	Adam PATCHING	404 "	Sammy SINGH	31 "	
2020/21	Isaac HOGAN	532 "	Darren FLEET	24 "	
2021/22	Matthew SCOTT	489 "	Darren FLEET	24 "	
2022/23	Ronnie McKENNA	757 "	Zac STOKES	28 "	
2022/23	Ronnie McKENNA	528 "	Brendan TWADDLE	26 "	

'The Double' 1000 RUNS and 100 WICKETS

Since 1910 a total of 66 players have recorded "The Double" of scoring 1000 runs and taking 100 wickets with the Club.

Amongst that total of 66, nine players have performed the feat in the First XI.

These players, in order of achieving the feat, are: Vic Profitt, George Schofield, Keith Meaney, Bob Merriman, Barry Shaw, Brian Edwards, Greg Wells, Tony Jefferies and Gavin Castle.

BRENTON BAHR	1752 RUNS	411 WICKETS
TOM BATES	1697 RUNS	147 WICKETS
BRETT BENTLEY	2846 RUNS	140 WICKETS
ANDREW BISHOP	1137 RUNS	117 WICKETS
GEORGE BRIGGS	2853 RUNS	369 WICKETS
CHRIS CARROLL	1421 RUNS	166 WICKETS
GAVIN CASTLE	1234 RUNS	212 WICKETS
NEVILLE CRANE	10753 RUNS	113 WICKETS
GEORGE CHISHOLM	2603 RUNS	139 WICKETS
GRAEME CHISHOLM	3822 RUNS	701 WICKETS
GAVAN CLARK	3325 RUNS	202 WICKETS
TOM CLINCH	1345 RUNS	279 WICKETS
DICKIE DALTON	1315 RUNS	156 WICKETS
ANTHONY DEVLIN	9166 RUNS	269 WICKETS
BOB DICKSON	1498 RUNS	214 WICKETS
BRIAN EDWARDS	3804 RUNS	351 WICKETS
DENNIS FAREY	4348 RUNS	380 WICKETS
LUCAS FRIEND	1183 RUNS	173 WICKETS
ANGELO FATONE	1380 RUNS	139 WICKETS
DARREN FLEET	3353 RUNS	269 WICKETS
ALLAN FOSTER	3054 RUNS	246 WICKETS
TONY GOVE	1581 RUNS	160 WICKETS
WARWICK HADFIELD OAM	1279 RUNS	230 WICKETS
IAN HASTIE	7158 RUNS	286 WICKETS
DENIS HICKLETON	3619 RUNS	157 WICKETS
CHRIS HOCKING	1607 RUNS	142 WICKETS
WAYNE HOOD	1770 RUNS	120 WICKETS
TIM D. JARMAN	2576 RUNS	110 WICKETS
TONY JEFFERIES	2217 RUNS	200 WICKETS
RUSSELL JONES	2235 RUNS	118 WICKETS
ADAM KALZ	1848 RUNS	128 WICKETS
TOM LEVICK	2066 RUNS	211 WICKETS
JORDEN LEWIS	3636 RUNS	223 WICKETS
KEITH MEANEY	1278 RUNS	185 WICKETS
BOB MERRIMAN AM	5418 RUNS	551 WICKETS
PHILLIP MORGAN	7845 RUNS	104 WICKETS
SCOTT MULLEN	1316 RUNS	245 WICKETS
LUKE MULLER	3226 RUNS	101 WICKETS
JACK MULROYAN	7417 RUNS	117 WICKETS
DAVID MURRAY	3594 RUNS	166 WICKETS
GAVIN NELSON	1369 RUNS	156 WICKETS
ADAM O'CONNOR	6334 RUNS	154 WICKETS
ADAM PATCHING	6633 RUNS	191 WICKETS
GEOFF PRIDDLE	1230 RUNS	207 WICKETS
VIC PROFITT	1652 RUNS	354 WICKETS
SIMON RAU	1143 RUNS	164 WICKETS
LEN REID	1052 RUNS	106 WICKETS
DEVON ROYCE	5790 RUNS	319 WICKETS
MORRIE RUSSELL	1101 RUNS	314 WICKETS
GEORGE SCHOFIELD	3364 RUNS	473 WICKETS
PAUL SHEAHAN	3391 RUNS	126 WICKETS
IAN SIMPSON	1504 RUNS plus	326 WICKETS
ZAC STOKES	1523 RUNS	329 WICKETS
MATT SUVOLTOS	5031 RUNS	306 WICKETS
LUKE SHARRY	1707 RUNS	115 WICKETS
BARRY SHAW	2574 RUNS	391 WICKETS
GRAEME TAYLOR	2090 RUNS	274 WICKETS
JOHN L. TAYLOR	1149 RUNS	386 WICKETS
K. JOHN TAYLOR	2833 RUNS	213 WICKETS
ARCH TUCKER	1744 RUNS	236 WICKETS
FRANK TUSKES	5792 RUNS	177 WICKETS
BRENDAN TWADDLE	2031 RUNS	275 WICKETS
PHILLIP TWADDLE	1662 RUNS	121 WICKETS
CRAIG WARREN	1050 RUNS	185 WICKETS
GREG WELLS	8025 RUNS	727 WICKETS
ADRIAN WINDT	5009 RUNS	124 WICKETS
ADAM WOOLLETT	3184 RUNS	148 WICKETS



100 RUNS & 10 WICKETS IN A MATCH

FOURTHS

D. FAREY 120 runs and 12 for 63 versus Thomson in November 1972
G. BRIGGS 130 runs and 10 for 53 versus Breakwater in December 1976.

50 RUNS & 7 WICKETS IN A MATCH

FIRSTS

G. SMART 63 not out and 9 for 73 versus EAST GEELONG on 2/12/11
A. G. SCHOFIELD 7 for 58 and 68 runs versus SOUTH GEELONG in 1933/34
D. Mc CABE-DOYLE 8 for 56 and 7 for 61 and 69 runs not out versus FORDS in 1936/37
G. P. WELLS 7 for 31 and 85 runs versus LEOPOLD in 1973/74

SECONDS

A. RICHARDSON 7 for 27 and 50 runs versus NORTH GEELONG in 1986/87

THIRDS

S. RAU 7 for 51 and 50 runs versus. GEELONG CITY in 2001/02

FOURTHS

F. DAWBER 7 for 48 and 91 not out versus GEELONG CITY on 16/2/57
R. F. MERRIMAN 7 for 53 and 53* runs versus GEELONG CITY in 1962/63
B. IVERMEE 7 for 52 and 89 runs versus LEOPOLD in 1968/69
B. IVERMEE 7 for 58 and 53 runs versus STONEHAVEN in 1968/69
A. TUCKER 7 for 45 and 63 runs versus CORIO on 14/1/56

FIFTHS

G. L. CHISHOLM 7 for 92 and 71 runs not out versus GUILD in 1984/85

SIXTHS

C. SING 7 for 52 and 84 runs not out versus GUILD in 1978/79

100 RUNS & 5 WICKETS IN A MATCH

FIRSTS

G. SMART 100 and 7 for 47 versus SOUTH GEELONG in 1911/12
D. Mc CABE-DOYLE 102 and 5 for 77 versus GEELONG WEST in 1937/38
A. G. SCHOFIELD 101 not out and 6 for 40 inc. a hat trick versus NORTH GEELONG on 10/12/49
R. F. MERRIMAN 108 and 5 for 46 versus GEELONG CITY on 10/3/69
V. X. HASSETT 105 and 5 for 52 versus FORDS in November 1948

SECONDS

S. REIDY 153 not out and 5/25 & 0/11 versus HIGHTON on 7 & 14 December 2013.

THIRDS

A. WINDT 132 and 5 for 27 versus BELL PARK in December 2000

FOURTHS

G. BRIGGS 104 not out and 6 for 27 versus NORTH GEELONG in 1977/78
F. TUSKES 112 not out and 6 for 68 versus GEELONG CITY in December 2002.

FIFTHS

D. BIVIANO 122 and 6 for 27 versus BELL POST HILL in 1987/88
A. FATONE (N&C Navy) 101 not out and 5 for 24 versus SOUTH BARWON in November 2002

GEELONG CRICKET CUP

One day knockout competition

Champions - 1979/80, 1981/82, 1989/90

In 1978 the Geelong Cricket Association instigated a limited overs (50 per side) knock out competition to be played on Sundays. Based on World Series Cup rules the competition gained significant sponsorship, initially by Capital Building Society, and with large prize money became a popular and successful part of the local cricket calendar.

All District clubs as well as teams from other local associations and the Geelong Cricket Club (then competing in Sub-district) were invited to participate. Capital Building Society sponsored the competition, known as the Capital Cup, for the first eight years. In 1986/87 it became the Geelong Cricket Cup and in 1987/88 Pyramid sponsored the competition as the Pyramid Cup. The competition became the Harvey World Travel Cup in 1990 and the SportsScene Cup in 2001/02.

Games Played -	58 *
Won -	36
Lost -	21
Abandoned -	1#

- 1978/79 The Club was drawn to play Geelong Cricket Club in round one but the game was washed out. Under the competition rules at the time a coin was to be tossed in the event of a draw with the winner of the toss to advance to the next round. Geelong won the toss and the rules were subsequently changed.
- 1979/80 Won the final defeating North Shore.
- 1980/81 Lost the final to Geelong West.
- 1981/82 Won the final defeating Geelong C. C.
- 1982/83 Lost semi final to East Belmont.
- 1983/84 Lost second round match to Geelong C. C.
- 1984/85 Lost round one match to G. D. C. A.
- 1985/86 Lost round one match to Lara.
- 1986/87 Lost semi final to North Geelong.
- 1987/88 Lost in round one to the Bellarine Association.
- 1988/89 Lost in round two to Grovedale (eventual winner).
- 1989/90 Won the final defeating Geelong West in a day/night match at Western Oval
- 1990/91 No competition
- 1991/92 Lost in second round to Highton
- 1992/93 Lost to Colac in first round. *Lost to Carlton in first round of Puma Cup.
- 1993/94 Lost to Bell Post Hill in semi final.
- 1994/95 Lost to North Geelong in round two.
- 1995/96 Lost to Geelong West in round two.
- 1996/97 Lost to East Belmont in round three.
Round 3 was replayed after initial match was abandoned due to rain (stats. are included)
- 1997/98 Lost in round one to Geelong City on last ball
- 1998/99 Lost to Leopold in two.
- 1999/00 Lost to South Barwon in round 3.
- 2000/01 Lost to Geelong Cement in round 2.
- 2001/02 Lost to North Geelong in the final by three runs
- 2002/03 Lost to Geelong West in round 2 by 3.2 overs
- 2003/04 Lost to Newcomb & District in round 2 by 4 wickets and 2 overs

HIGHLIGHTS

- 25/11/79 Corio dismissed for 72 with Ken Davis gaining the best ever figures for the Club with 5 for 14. N. & C. C. C. replied with 1 for 73 from just 8.1 (eight ball overs) with Stephen Lunn making 58 not out.
- 2/ 02/79 Chris Lynch scored a highest individual total of 131 not out versus City.
- 20/ 1/80 In the final against North Shore at Queens Park N. & C. C. C. scored 6 for 250 (a Club record score) with Ken Davis 70, Greg Wells 60, Ian Mathieson 38, and Stephen Wells 46 not out in only 14 deliveries that included 30 runs from a six ball over (4, 6, 4, 6, 4, 6)
- 1983/84 N. & C. C. C. makes a record low score of 78 all out against Geelong.
- 1989/90 Stephen Wells made scores of 50, 15, 42 and 78 in the final for a total of 185 runs in the series. With 78 and 2 for 19 he was the "Man of the Match" in the final.
- 2000/01 During the round one clash with North Shore Rod Kiddle took 6 for 8 from 9.5 overs, 6 maidens to record the best bowling figures by a Newtown player in the competition's history.
- 2001/02 The semi final against St Peters saw records set. The team score of 3 for 275 was the highest by the club while St Peters' 9 for 253 was the highest score against recorded in the 50 over competition.
- *29/11/92 N. & C. C. C., as G. C. A. reigning Premier, played host to the Carlton Cricket Club in the inaugural Puma Knock-Out Cup. Carlton, led by Darren Lehmann (104) scored 218 while Newtown replied with 161. Best performers were Brett Goggin 50, Tony Jefferies 3/21 and Chris Campbell 3/33.

Player Performances Batting

	INN	NO	HS	AGG	AVE	0's	100's	50's	
Stephen WELLS	24	3	78	696	33.14	2	-	5	
Michael BOWTELL	13	4	111 *	601	66.78	1	2	3	
Chris LYNCH	11	3	131 *	574	71.75	-	2	3	
Luke MULLER	18	5	71	545	41.92	-	-	3	
Brett GOGGIN	18	-	80	493	27.39	1	-	2	
Brad YOUNG	18	1	60	419	24.65	2	-	2	
Rod KIDDLE	11	4	82	412	58.86	-	-	5	
Harvey STEPHENSON	10	-	76	297	29.70	-	-	2	
Russell MITCHELL	14	1	76	287	22.07	1	-	1	
Hayden CLARKE	21	-	37	313	14.91	3	-	-	
Stephen LUNN	8	1	76	275	39.29	-	-	3	
David BARNES	14	-	47	273	19.5	1	-	-	
Tony JEFFERIES	13	-	54	268	20.62	-	-	1	
Ken DAVIS	8	-	70	260	32.5	1	-	2	
Greg WELLS	18	3	60	245	16.33	3	-	1	
Jason MULLER	16	8	46	217	27.13	-	-	-	
Ben NEVILLE	9	2	70	200	28.57	1	-	1	
Mick WOOD	7	3	62*	194	48.5	-	-	2	
Peter JEFFERIES	10	1	56	184	20.44	-	-	1	
Peter KELLY	6	1	83*	172	34.4	1	-	2	
Simon SUTTERBY	7	-	84	149	21.27	1	-	-	
Gavin CASTLE	10	1	43	136	15.11	-	-	-	
John CLARKE	4	-	123	134	33.5	1	1	-	
Scott HUCKER	5	-	67	133	26.6	-	-	1	
Tim STACEY	3	-	93	127	42.33	-	-	1	
Brad STACEY	7	-	38	112	16	-	-	-	
K. John TAYLOR	7	3	33	105	26.25	-	-	-	
Ian MATHIESON	6	1	38	105	21	-	-	-	
Heath MIDDLETON	6	-	57	99	16.5	1	-	1	
Mark BROWNE	7	2	32 *	98	19.6	1	-	-	
Paul SHEAHAN	4	1	35*	97	32.3	-	-	-	
Jeff COLLINS	2	-	80	89	44.5	-	-	1	
Tim D. JARMAN	9	2	34	83	11.86	2	-	-	
Denis HICKLETON	8	3	19 *	70	14	1	-	-	
Charles DAGNALL	2	-	53	69	34.5	-	-	1	
Jeff VINKEN	5	2	42	67	22.33	-	-	-	
Bruce NUNN	6	-	35	67	11.16	-	-	-	
Chris CAMPBELL	5	1	26	61	15.25	-	-	-	
Mark CHEATLEY	2	2	24 *	41	-	-	-	-	
Phil TWADDLE	2	-	39	39	19.5	1	-	-	
Darren BARMBY	2	-	34	38	19	-	-	-	
Tim CLARK	2	-	37	37	18.5	1	-	-	
Gavin NELSON	7	2	15	37	7.4	2	-	-	
Ian HASTIE	4	1	22	35	11.67	-	-	-	
Graeme ROSS	3	1	14	34	17	-	-	-	
Matt RUDOLPH	4	2	27 *	34	17	1	-	-	
Craig FEATHERSTON	3	1	23	33	16.5	-	-	-	
Stephen SUTCLIFFE	4	-	16	33	16.25	-	-	-	
Geoff OMAN	3	1	13	32	16	-	-	-	
Jeff FISHER	7	-	6	25	3.57	1	-	-	
Dev ROYCE	2	-	14	23	11.5	-	-	-	
Tim LUDOWYK	4	2	11	22	11	-	-	-	
Jamie Mc DONALD	3	-	14	21	7	-	-	-	
Allan WELLS	7	4	6	19	6.67	-	-	-	
Andrew SMITH	2	-	11	17	8.5	-	-	-	
Frank MEEK	3	1	14	16	8	-	-	-	
Chris FAYERS	4	4	10*	13	-	-	-	-	
Craig THOMPSON	2	-	12	12	6	1	-	-	
John REES	4	1	18	34	11.33	-	-	-	
Michael COX	2	-	13	13	6.5	1	-	-	
Gary ELLIOTT	2	-	8	9	4.5	-	-	-	
Kane PURCELL	2	1	5	6	6	-	-	-	
Cameron ROSS	2	-	6	6	3	1	-	-	
Tim MITCHELL	3	1	3 *	5	2.5	1	-	-	
Geoff DUTTON	4	3	3 *	4	4	1	-	-	
Brad FLEET	3	2	2	3	3	-	-	-	
Barry TSITAS	2	-	1	1	0.5	1	-	-	

ALSO BATTED

David BOYANTON	1*
Luke SHARRY	0
Darren FLEET	19
Andy RICHARDSON	1
Barry FLANAGAN	22
Marcus WIRTH	11
Graeme TAYLOR	0
R. Dale PEARCE	3
Julian TEAGUE	2
Guy JOHNSTONE	6
Andrew McMAHON	6
Tony CALNON	14
Jim ALEXIADES	0
Tim ALEXANDER	0
Les BRENNAN	1*
Bernie MORGAN	4
Michael MERRIMAN	3
David LANYON	7
Rob THOMPSON	6
James DUFF	5
Dale HOSE	31*
Rob CASSIO	16
Peter STEVEN	4
Cris LORENZEN	6
Tim MATTHEWS	16*
Adrian WINDT	1
James BOTTOMLEY	24*
Jason THIELE	1
Matthew BARKLEY	1*
Mark HARDINGES	3
Hugh WALLACE-SMITH	24
Gavin FRANKLIN	27
Scott MULLEN	10
Adam WISEMAN	4

Player Performances Bowling

	OVERS	MAID.	WKTS	RUNS	AVE	BEST	RUNS/ PERFORM.	STRIKE OVER RATE
Tony JEFFERIES	121	16	24	425	17.71	5/37	3.51	30.25
Greg WELLS	149	30	22	455	20.68	3/21	3.05	40.64
Luke MULLER	116.4	14	20	402	20.1	4/24	3.45	35
Chris CAMPBELL	88.2	17	19	254	13.37	4/35	2.88	27.89
Tim D. JARMAN	110.3	13	17	421	24.76	3/15	3.81	39
Gavin CASTLE	101	26	16	219	13.69	3/7	2.17	38.5
Ken DAVIS	46	10	14	127	9.07	5/14	2.76	19.71
Tim LUDOWYK	59.2	7	14	178	12.71	4/31	3.00	25.43
K. John TAYLOR	67	7	14	226	16.14	4/29	3.37	28.71
Matthew RUDOLPH	67.5	8	14	239	17.07	3/16	3.52	29.07
Frank MEEK	44	8	12	132	11	4/25	3	22
Dev ROYCE	37	7	12	119	9.92	5/43	3.22	18.5
Allan WELLS	108	14	12	321	26.75	3/38	2.97	54
Scott HUCKER	59	12	11	176	16	4/26	2.98	32.18
Brad STACEY	61.5	6	11	225	20.45	3/20	3.64	33.73
Jason MULLER	83	9	11	420	38.18	2/22	5.06	45.27
Craig FEATHERSTON	48	2	10	166	16.6	3/25	3.46	28.8
Rod KIDDLE	58.4	8	10	186	18.6	6/8	3.17	35.2
Gavin NELSON	57.1	5	10	202	20.2	3/41	3.54	34.3
Brad FLEET	45	2	8	185	23.13	4/24	4.11	33.75
Denis HICKLETON	65.1	10	8	203	25.38	2/11	3/12	48.88
Phil TWADDLE	43	11	7	87	12.43	3/10	2.02	36.86
Ian HASTIE	37	6	7	98	14	4/35	2.65	31.71
Peter JEFFERIES	34.1	2	7	112	16	3/31	3.28	29.14
Darren FLEET	13	3	5	44	8.8	3/32	-	-
David BARNES	11.5	2	5	47	9.4	4/38	-	-
Stephen SUTCLIFFE	21	2	5	73	14.65	2/25	3.48	25.2
Brian J. EDWARDS	40	15	5	78	15.6	2/10	1.95	48
Michael COX	29	6	5	82	16.4	2/29	2.83	34.8
Simon RAU	28	3	5	113	22.6	3/49	4.04	33.6
Ian SIMPSON	53	7	5	194	38.8	3/40	3.66	63.6
Chris LYNCH	48.4	3	5	194	38.8	2/14	3.99	59.2
Stephen WELLS	52.3	1	5	195	39	2/19	3.71	63
Scott MULLEN	15	3	4	46	11.5	4/17	-	-
Graeme TAYLOR	10	-	4	50	12.5	4/50	-	-
Alan WISHART	20	-	4	61	15.25	2/22	3.05	30
Stephen LUNN	17.2	2	4	66	16.5	2/9	-	-
Jim ALEXIADES	24	-	4	78	19.5	2/38	3.25	36
Geoff DUTTON	36.4	9	4	102	25.5	2/8	2.78	55
Paul SHEAHAN	34.5	3	4	140	35	2/35	4.01	51
Chris FAYERS	56	8	4	159	39.75	2/21	2.84	84
Les BRENNAN	19.5	1	3	31	10.33	3/31	-	-
David LANYON	15	3	3	40	13.33	3/21	-	-
Mark HARDINGES	20	1	3	75	15	2/33	3.75	40
Craig THOMPSON	15	1	3	54	18	3/37	-	-
Brett GOGGIN	17	1	3	58	19.33	2/10	-	-
Charles DAGNALL	13.1	-	3	59	19.67	3/40	-	-
Adam WISEMAN	28	4	3	103	34.33	2/26	3.68	56
Barry TSITAS	19.1	1	2	68	34	1/32	-	-
Tim CLARK	6	-	2	31	15.5	2/31	-	-
Rob THOMPSON	16	1	2	61	30.5	1/19	-	-
Geoff OMAN	15	1	2	69	34.5	1/14	-	-
Jeff FISHER	67	5	2	240	120	1/10	3.58	201
Lachlan CRAWFORD	7	2	1	17	17	1/17	-	-
Adrian WINDT	3.5	-	1	19	19	1/19	-	-
Bruce NUNN	10	2	1	24	24	1/24	-	-
Peter STEVEN	10	3	1	26	26	1/26	-	-
Bernie MORGAN	10	3	1	39	39	1/39	-	-
Julian TEAGUE	10	1	1	44	44	1/44	-	-
Harvey STEPHENSON	6.4	1	1	44	44	1/43	-	-

ALSO BOWLED:

Mark BROWNE	0.1/0/0/0	Andy RICHARDSON	1/0/0/9	Hayden CLARKE	3/0/0/11	James DUFF	3.4/1/1/24
Marcus WIRTH	9/1/0/52	Matthew BARKLEY	4/1/0/24	John CLARKE	1/0/0/4	Tim ALEXANDER	1/0/0/17
C.ameron ROSS	3/0/0/17	Glynn WOOLLEY	8/1/0/17	Tim MATTHEWS	8/1/0/33		

GCA T20 Cup competition

In season 2009/10 as a result of the growing interest in Twenty20 cricket the GCA introduced the K-Rock Twenty20 Cup. In 2014/15 the competition was renamed the Geelong Advertiser T20 Cup.

In 2019/20 the competition became the SportsFocus T20 Cup.

All GCA Clubs played a round robin of four matches with the top teams advancing to a finals series.

In season 2022/23 a knockout (FA Cup type) format was adopted across all four GCA divisions.

		Games Played - 55	Won - 30	Lost -25	
2009/10	Round 1	N&CCC	8/163	defeated Newcomb & District	7/145
	Round 2	Lara	3/183	defeated N&CCC	8/175
	Round 3	N&CCC lost to Leopold in a rain reduced match - bowl off.			
2010/11	Round 1	N&CCC defeated Grovedale in a "bowl off" after the teams tied on 125.			
	Round 2	N&CCC	3/145	defeated Alexander Thomson	5/92
	Round 3	N&CCC	7/137	defeated Waurm Ponds	4/100
	Elim final	N&CCC	6/157	defeated Lara	7/122
	Qual final	N&CCC	2/100	defeated Guild Saints	95
	Semi final	N&CCC	9/98	lost to South Barwon	2/102
2011/12	Round 1	N&CCC	4/110	defeated Waurm Ponds	106
	Round 2	N&CCC	6/128	defeated Inverleigh	8/119
	Round 3	N&CCC	71	lost to South Barwon	4/73
	Elim final	N&CCC	8/88	defeated Murgheboluc	85
	Qual final	N&CCC	7/128	lost to Highton	4/147
2012/13	Round 1	N&CCC	4/154	defeated Alexander Thomson	83
	Round 2	N&CCC	9/143	lost to East Belmont	5/156
2013/14	Round 1	N&CCC	6/120	lost to Grovedale	6/153
	Round 1	N&CCC	6/153	defeated Leopold	5/153
	Quarter final	N&CCC	2/147	defeated Geelong City	131
	Semi final	N&CCC	47	lost to East Belmont	8/145
2014/15	Round 1	N&CCC	7/131	lost to East Belmont	7/135
	Round 2	N&CCC	1/146	defeated Geelong West	7/145
	Round 3	N&CCC	9/99	lost to Grovedale	4/146
	Round 4	N&CCC	4/119	defeated Bell Post Hill	8/117
	Round 5	N&CCC	7/49	lost to North Geelong	7/135
2015/16	Round 1	N&CCC	7/97	lost to Geelong City	2/102
	Round 2	N&CCC		lost to Leopold in a rain reduced match – coin toss.	
	Round 3	N&CCC	67	lost to South Barwon	2/68
	Round 4	N&CCC	8/91	lost to Lara	4/93
	Round 5	N&CCC	5/108	lost to East Belmont	4/110
2016/17	Round 1	N&CCC	3/122	defeated North Geelong	9/120
	Round 2	N&CCC	2/107	defeated Grovedale	105
	Round 3	N&CCC	8/117	lost to Leopold	5/132
	Semi Final	N&CCC	116	lost to South Barwon	7/127
2017/18	Round 1	Grovedale	71	lost to N&CCC	6/72
	Round 2	East Belmont	6/79	lost to N&CCC	5/82
	Round 3	Murgheboluc	8/130	lost to N&CCC	4/131
	Round 4	Lara	83	lost to N&CCC	1/84
	Play off match	East Belmont	8/97	lost to N&CCC	2/101
	Grand Final	Geelong City	3/187	defeated N&CCC	8/151
2018/19	Round 1	South Barwon	4/173	defeated N&CCC	10/74
	Round 3	Leopold	6/137	defeated N&CCC	7/136
	Round 4	N&CCC	5/153	defeated Lara	8/106
	Round 5	East Belmont	9/152	defeated N&CCC	10/102
	2019/20	Round 1	Murgheboluc	6/120	lost to N&CCC
Round 2		N&CCC	7/119	defeated St Josephs	2/81
Round 4		N&CCC	3/132	defeated North Geelong	8/108
Round 5		South Barwon	9/120	defeated N&CCC	7/116
Grand Final		N&CCC	6/127	lost East Belmont	2/130
2020/21 to 2021/22 competition abandoned due to COVID-19.					
2022/23	Round 1	N&CCC	6/140	defeated Bell Post Hill	10/100
	Round 2	N&CCC	6/137	defeated Thomson	10/75
	Round 3	N&CCC	10/117	lost to St Peters	4/118
2023/24	Round 1	South Barwon	7/129	lost to N&CCC	3/130
	Round 2	N&CCC	131	defeated Geelong West	8/130
	Round 3	N&CCC	7/120	lost to Grovedale	4/121

Twenty20 Player Performances Bowling

	OVERS	WKTS	RUNS	AVE	BEST bowl	RUNS/ OVER	STRIKE RATE	bowling figures
Jackson DAVIS	64.4	21	437	20.81	3/9	6.76	18.48	1/19, 1/29, 1/27, 1/32, 1/16, 0/39, 0/15, 1/21, 0/14, 0/7, 2/17, 3/9, 2/20, 1/43, 0/51, 1/25, 2/17, 1/17, 0/8, 3/11
Mitchell DAVIS	42	19	235	12.37	3/17	5.59	13.26	2/17, 2/14, 1/20, 1/34, 3/28, 1/23, 2/15, 0/9, 1/20, 3/21, 3/17
Nicholas FAIRCHILD	31	15	193	12.87	3/16	6.23	12.4	1/22, 2/25, 3/23, 1/23, 2/28, 3/26, 2/27, 1/19
Harry CHRISTIE	53	16	333	20.81	2/4	6.28	19.88	2/21, 1/22, 1/15, 0/14, 2/18, 1/17, 2/14, 1/13, 0/12, 0/17, 2/22, 0/15, 0/18, 2/4, 1/31, 0/24, 0/16, 0/22, 1/10, 0/8
Nick McGUANE	77.5	15	498	33.2	3/15	6.39	31.13	1/30, 0/26, 0/20, 0/2, 0/8, 0/19, 0/13, 2/29, 1/22, 0/20, 0/28, 2/10, 0/17, 0/10, 3/15, 0/40, 1/20, 1/25, 0/7, 2/19, 0/19, 1/21, 1/11, 0/18, 0/29
Dale DENNY	24	13	135	10.38	3/12	5.63	11.07	3/20, 0/20, 1/17, 3/15, 2/29, 3/15, 1/22
Ben NEVILLE	37.4	12	222	18.5	3/12	5.94	18.83	3/15, 1/43, 0/10, 0/11, 0/5, 1/22, 0/23, 3/12, 2/23, 1/12, 0/2, 1/29
Dylan HODGE	23	11	159	14.45	4/14	6.91	12.55	1/7, 2/34, 0/21, 1/28, 4/14, 3/13, 0/12, 0/10, 0/30
Sam REIDY	30	11	215	19.55	3/30	7.17	16.36	0/20, 0/40, 3/30, 3/40, 1/22, 0/34, 2/10, 2/19
George CHISHOLM	38	9	218	24.22	3/43	5.73	25.33	1/25, 2/22, 1/21, 2/21, 0/24, 1/11, 1/14, 0/33, 0/5, 0/20
Archie BAIN	14.5	8	57	7.13	4/10	3.93	11.13	3/11, 0/11, 4/10, 1/25
Nick BURKE	16	8	135	16.88	3/45	8.44	12	2/34, 1/11, 3/45, 2/23, 0/31, 0/36
George RHODES	9.5	7	39	5.57	4/8	3.98	8.43	3/17, 4/8, 0/14
Jordan CLARK	15.2	7	90	12.86	4/11	5.87	13.14	0/25, 4/11, 2/25, 1/29
Marc CARSON	15.3	7	108	15.43	2/14	6.97	13.29	2/30, 2/24, 0/22, 2/14, 1/18
Sam ALLEN	25	6	142	23.67	2/15	5.68	25	0/9, 1/19, 0/9, 1/22, 1/11, 2/15, 1/25, 0/32
Josh NORMAN	12	7	57	8.14	3/15	4.75	10.29	0/11, 0/27, 3/15, 2/4
Ned VASEY	11	5	70	14	3/14	7.10	13.2	1/30, 1/26, 0/8, 3/14,
Graham CLARK	23	5	100	20	2/10	4.35	27.6	2/10, 1/22, 1/18, 0/19, 1/31
Dominic MANTHORPE	21	5	131	26.2	2/14	6.23	25.2	0/6, 0/32, 0/17, 1/20, 2/17, 0/25, 2/14
Peter LYNCH	10	4	52	13	3/19	5.2	15	1/17, 3/19, 0/16
Tom NICHOLS	8	4	56	14	2/19	7	12	2/19, 1/17, 1/20
Jonathon CARPENTER	7.3	4	58	14.5	3/26	7.73	11.25	3/26, 1/32
Tom BATES	9.4	4	67	16.75	2/29	6.93	14.51	1/31, 2/29, 1/7
Noah GUIDA	10	4	69	16.75	1/17	6.9	15	1/17, 1/23, 2/29
Jack WOOD	20	4	149	37.25	2/25	7.45	30	2/25, 0/21, 1/33, 0/19, 1/17, 0/24, 0/10
Shane MURDOCH	23	4	161	40.25	1/10	7	34.5	0/20, 1/10, 1/30, 0/17, 1/37, 0/8, 1/25, 0/14
Feroze KHUSHI	4	3	19	6.33	3/19	-	-	3/19
Shannon GOVE	4	3	23	7.67	3/23	5.75	8	3/23
Isaac HOGAN	4	3	36	12	2/10	9	8	0/13, 2/10, 1/13
Sam JEFFERIES	5	3	39	13	2/17	7.8	10	1/22, 2/17
Yves ROUSSETY	9	3	51	17	1/6	5.67	18	1/6, 0/10, 1/20, 1/15
Shane FRANKLIN	7	3	43	14.33	2/24	6.14	14	0/10, 2/24, 1/9
Jake ALLEN	8	3	68	22.67	1/11	8.5	16	1/25, 1/11, 1/15, 0/17
Jamie HARRISON	16	3	76	25.33	2/8	4.75	32	1/17, 0/9, 0/23, 2/8, 0/9, 0/10
Anthony WILSON	12	3	95	31.67	2/10	7.92	24	2/10, 0/40, 1/17, 0/19
Jordan WHITE	2.1	2	9	4.5	2/9	-	-	2/9
Mark BLAKE	3	2	26	13	2/9	8.67	9	2/9, 0/17
Gavin CASTLE	4	2	28	14	2/28	7	12	2/28
Matt KENNEDY	8	2	35	17.5	2/14	4.75	24	0/5, 2/14, 0/16
Sam EASON	8	2	52	26	1/25	6.5	24	1/25, 1/27
Adit PAWHA	8	2	43	21.5	2/18	5.36	24	2/18, 0/25
Chay DEARY	8	2	48	24	2/17	6	48	0/31, 2/17
Ryan GIBSON	8	2	61	30.5	1/13	7.63	24	1/13, 1/14, 0/34
Zac STOKES	3	1	17	17	1/17	5.67	18	1/17
Tyson WINDUS	2.4	1	19	19	1/8	7.12	16	1/8, 0/11
Sam TAYLOR	4	1	20	20	1/20	5	24	1/20
John REES	4	1	21	21	1/21	5.2	24	1/21
George CAMERON	4	1	22	22	1/22	5.5	24	1/22
Tom BEAUMONT	2	1	22	22	1/22	11	12	1/22
Levi DARE	6.2	1	24	24	1/9	3.79	38	0/15, 1/9
Pat EASTMAN	4	1	25	25	1/25	6.25	24	1/25
Sam ARTHURTON	3	1	26	26	0/8	8.67	18	1/18, 0/8
Brendan TWADDLE	3	1	33	33	1/28	11	18	1/28, 0/5
Sam MITCHELL	3	1	33	33	1/33	11	18	1/33
Damian SHANAHAN	7.2	1	41	41	1/11	5.59	44	1/11, 0/10, 0/20
John SIMSON	9	1	70	70	1/37	7.78	54	1/37, 0/14, 0/19
Paddy McKENNA	5	1	32	32	1/23	6.4	30	0/9, 1/23
Scott DIMOVSKI	7	1	55	55	1/9	7.86	42	0/25, 0/8, 0/13, 1/9
Justin FOSS	8	1	64	64	1/15	8	64	1/15, 0/30, 0/11, 0/8
Jai SHEAHAN	10	1	65	65	1/27	6.5	60	0/11, 0/27, 1/27
Archie FLEET	7	1	68	68	1/19	9.71	42	0/29, 1/19, 0/20
Daniel LAWRENCE	10	1	71	71	1/20	7.1	60	0/19, 0/32, 1/20
Angus BOYD	14	1	109	109	1/18	7.79	484	0/33, 1/18, 0/20, 0/9, 0/16, 0/13
Jorden LEWIS	1	0	3	-	0/3	3	-	0/3
Ben EASON	1	0	8	-	0/8	8	-	0/8
Eddie RATCLIFFE	1	0	9	-	0/9	9	-	0/9

Twenty20 Player Performances Bowling

	OVERS	WKTS	RUNS	AVE	BEST bowl	RUNS/ OVER	STRIKE RATE	bowling figures
Brett LOATS	1	0	16	-	0/16	16	-	0/16
Tim CLARK	2	0	27	-	0/27	13.5	-	0/27
Matthew ELLIOTT	4	0	28	-	0/28	7.5	-	0/28
Will SIMSON	4	0	29	-	0/9	-	-	0/20, 0/9
Devon ROYCE	7	0	31	-	0/13	4.43	-	0/13, 0/18
Jonty LAWSON	2	0	34	-	0/34	-	-	0/34
Bennett MERRIMAN	11	0	37	-	0/8	3.36	-	0/8, 0/16, 0/5, 0/8
James RATCLIFFE	5	0	50	-	0/9	10	-	0/41, 0/9

Twenty20 Player Performances Batting

	INN	NO	HS	AGG	AVE	0's	50's	scores	catch	std
Yves ROUSSEY	31	7	44	404	16.83	5	-	5, 22, 1, 32, 0, 4, 8no, 0no, 0, 10, 28, 17, 27no, 1, 10, 6, 10, 20, 12, 4, 21no, 37no, 0, 19no, 0, 33no, 0, 2, 13, 44, 28	11	-
Ben NEVILLE	13	1	52no	332	27.67	-	1	42, 32, 4, 52no, 43, 39, 30, 10, 3, 14, 7, 44, 12	6	-
Cooper BINGHAM	18	6	69no	235	19.58	4	1	24no, 8no, 5, 0, 0, 9, 7, 12no, 4no, 28, 0, 22, 2no, 1, 4, 49, 0, 12, 35, 9, 0, 11, 69no, 33	21	1
Scott DIMOVSKI	13	2	65no	211	19.18	1	-	18, 13, 0, 5, 2, 5, 30no, 2, 30, 24, 12, 65no, 6	5	-
Dylan HODGE	13	1	45no	202	16.83	-	-	2, 17, 11, 45no, 2, 3, 22, 2, 6, 27, 14no, 20, 31	7	-
Sam REIDY	6	2	63	179	44.75	-	-	30, 32no, 2, 63, 2, 53no	2	-
Shane MURDOCH	10	2	34	170	21.25	-	-	19, 21, 15, 9no, 21, 9, 34, 22*, 10, 10	8	-
Tim HOSKING	16	6	23rh	153	15.3	1	-	20no, 0, 1, 5, 8, 2no, 4no, 1no, 17, 15, 15, 7, 23rh, 1, 17, 17no	13	1
Justin FOSS	6	-	63	152	25.33	1	-	43, 18, 14, 14, 63, 0	1	-
George CHISHOLM	14	-	35	137	9.79	3	-	3, 0, 1, 0, 2, 18, 11, 1, 14, 9, 0, 10, 35, 33	4	2
Sam ARTHURTON	4	1	62	136	45.67	-	1	62, 43, 27no, 4	3	-
Jordan CLARK	4	-	52	135	33.75	-	1	52, 40, 8, 35	3	-
Ronnie McKENNA	6	-	47	133	22.33	1	-	17, 0, 2, 47, 46, 21	1	-
Graham CLARK	6	1	43	126	25.2	-	-	5, 10, 16, 42no, 43, 10	3	-
Angus BOYD	6	-	49	119	19.83	1	-		2	-
Daniel LAWRENCE	4	1	78no	115	38.33	-	1	8, 78no, 28, 1	2	-
John SIMSON	6	1	45	115	23	-	-	1, 20, 20no, 27, 45, 2	-	-
Will SIMSON	10	2	31	103	12.88	1	-	17, 5, 24, 1, 4, 18no, 0, 3, 31, 0no	4	-
Tim CLARK	5	-	50	100	20	-	1	50, 28, 7, 11, 4	1	-
George RHODES	3	-	44	96	32	-	-	23, 44, 29	1	-
Dominic MANTHORPE	6	-	38	96	16	-	-	10, 6, 18, 12no, 12, 38	2	-
Jack WOOD	6	-	46	92	15.33	2	-	0, 14, 46, 27, 5, 0	2	-
Chay DEARY	5	-	51	106	21.2	-	1	51, 29, 8, 17, 1	-	-
Jai SHEAHAN	3	1	42	85	42.5	-	-	28, 42, 15no	1	-
Tom NICHOLS	4	1	34	82	27.33	-	-	35, 34, 13, 0no	1	-
Paddy McKENNA	4	-	39	75	18.75	-	-	21, 8, 39, 7	3	-
Feroze KHUSHI	3	2	37no	71	71	-	-	10, 24no, 37no	-	-
Marc CARSON	7	-	14	64	9.14	-	-	9, 1, 9, 14, 26, 4, 1	2	-
Bennett MERRIMAN	3	-	34	60	20	-	-	34, 25, 1	2	-
Corey MATHIESON	4	-	29	59	16.75	1	-	0, 22no, 8, 29	3	-
Harry CHRISTIE	6	2	29	59	14.75	1	-	15no, 10, 0no, 5, 0, 29,	6	-
Christopher PEPPER	4	-	40	58	14.5	1	-	8, 0, 10, 40	1	-
Jake IBBS	3	-	31	57	19	-	-	11, 31, 15	-	-
Isaac HOGAN	3	-	32	56	18.67	-	-	32, 22, 2	-	-
Damian SHANAHAN	3	-	42	53	17.67	-	-	9, 42, 2	-	-
Jonathon CARPENTER	2	-	34	52	26	-	-	34, 18	1	-
John REES	5	1	32no	48	12	-	-	3, 1, 11, 32no, 1	-	-
Sam ALLEN	6	4	17	47	23.5	-	-	1no, 15no, 2, 17, 3no, 9no	2	-
Dale DENNY	5	1	28	47	11.75	2	-	18no, 0, 0, 1, 28	3	-
Eddie RATCLIFFE	4	1	26	45	15	1	-	26, 19, 0no, 0	1	-
Adit PAWHA	2	-	11	45	22.5	-	-	11, 34	-	-
Nick RICHARDSON	2	-	41	42	21	-	-	1, 41	1	-
Rod KIDDLE	1	-	39	39	39	-	-	39	-	-
Jamie HARRISON	5	3	12no	37	18.5	-	-	1, 6no, 11no, 12no, 7	1	-
Matt KENNEDY	4	-	26	37	9.25	-	-	26, 3, 3, 5	-	-
Sam MITCHELL	5	-	18	37	7.4	1	-	8, 0, 18, 2, 9	1	-
Jordan TEGELHUTER	7	2	18	37	7.4	2	-	8, 9no, 1, 0, 18, 0, 1no	3	-
Noah GUIDA	2	-	26	32	16	-	-	6, 26	2	-
Tyson WINDUS	4	2	15no	32	16	-	-	5no, 5no, 5, 7	2	-
Jackson DAVIS	6	2	20	30	7.5	-	-	1, 4no, 0no, 2, 20, 3	8	-
James BOTTOMLEY	1	-	29	29	29	-	-	29	1	1
Ryan GIBSON	3	-	19	29	9.67	-	-	9, 19, 1	2	-
Charlie WINDT	1	-	28	28	28	-	-	28	-	-
Nicholas FAIRCHILD	5	3	12	27	13.5	-	-	0no, 4no, 11, 0no, 12	4	-
Grant PHILPOTT	1	-	25	25	25	-	-	25	-	-

Twenty20 Player Performances Batting

	INN	NO	HS	AGG	AVE	0's	50's	scores	catch	std
Brendan TWADDLE	6	2	12no	25	4.16	2	-	12no, 12, 0, 0no, 1, 0	2	-
Fraser LOCKE	1	1	21no	21	inf.	-	-	21no	-	-
Tim NUNN	2	-	8	21	10.5	-	-	8, 13	1	-
Joseph NAGLE	3	1	8	20	10	-	-	8, 8, 4no	1	-
Nicholas LOCANDRO	4	-	19	20	5	2	-	1, 0, 19, 0	1	-
Gavin CASTLE	1	-	18	18	18	-	-	18	1	-
Aaron CROFT	1	-	17	17	17	-	-	17	-	-
George CAMERON	3	1	11	16	8	1	-	5no, 11, 0	1	-
Riley FERGUSON	2	-	14	16	8	-	-	2, 14	3	-
Tom BATES	3	2	11no	16	16	-	-	3, 2no, 11no	1	-
Tom KIDDLE	1	1	14no	14	-	-	-	14no	2	-
Jordan LEWIS	1	-	13	13	13	-	-	13, 4no	-	-
Shane FRANKLIN	3	1	9	13	6.5	-	-	3, 1no, 9	2	-
Nick McGUANE	3	1	8	13	5.5	-	-	8, 3no, 2	4	-
Mitchell DAVIS	4	3	6no	12	12	1	-	2no, 0, 6no, 4no	5	-
Christopher BYRNE	1	1	12no	12	inf.	-	-	12no	-	-
Levi DARE	2	-	9	11	5.5	-	-	9, 2	-	-
Sam JEFFERIES	4	1	10no	11	3.67	2	-	10no, 0, 1, 0	-	-
Tom MEREDITH	2	1	23no	33	33	-	-	10, 23no	-	-
Jack ROYCE	3	-	6	9	3	1	-	3, 0, 6	-	-
Charlie DAHLENBURG	1	-	8	8	8	-	-	8	1	-
Jonty LAWSON	1	1	7no	7	inf.	-	-	7no	1	-
Sam EASON	3	1	4	7	3.5	-	-	0no, 4, 1no, 3	2	-
Archie BAIN	2	-	6	6	3	1	-	0	2	-
Rhys BENNETT	2	1	5rh	5	5	1	-	0, 5rh,	-	-
Josh NORMAN	1	-	5	5	5	-	-	5	2	-
Michael BEVERIDGE	1	1	4no	4	inf	-	-	4no	2	2
Tom THIELE	1	-	4	4	4	-	-	4	-	-
Nick BURKE	1	1	3no	3	-	-	-	3no	2	-
Ned VASEY	1	-	3	3	3	-	-	3	1	-
Mark BLAKE	2	1	2	3	3	-	-	2, 1no	1	-
Ben EASON	2	1	3no	3	3	1	-	3no, 0	2	-
Peter LYNCH	1	1	2no	2	inf.	-	-	2no	-	-
Jake ALLEN	1	-	2	2	2	-	-	2	1	-
Charlie WINDT	1	-	2	2	2	-	-	2	-	-
Anthony WILSON	1	1	1no	1	inf	-	-	1no	1	-
Sam TAYLOR	1	1	1no	1	-	-	-	1no	-	-
Lachlan NORTON	1	-	1	1	1	-	-	1, 0	-	-
Tom LEVICK	2	-	1	1	0.5	1	-	1	1	-
James RATCLIFFE	1	1	0no	0	inf.	-	-	0no	1	-
Daniel O'KEEFE	1	-	0	0	0	1	-	0	-	-
Matthew ELLIOTT	1	1	0no	0	inf	-	-	0no	-	-
Archie FLEET	1	1	0no	0	-	-	-	0no	-	-
Pat EASTMAN			did not bat						-	-
Jordan WHITE			did not bat						1	-
Alex CINCOTTA			did not bat						1	-
Jack HASTIE			sub fielder						1	-

VCCL Country Week

Below are listed the Club players who have represented the Geelong Cricket Association at the Melbourne Country Week Carnival since 1930.

Originally the Carnival was conducted in March but more recently in February of each year and in the years of G. C. A. participation there have only been nine occasions when the Club has not been represented. In 1973 the Carnival was scheduled to be played in Geelong (the only occasion) but was abandoned due to rain.

Apart from players, Club members have also been involved with the organisation of the week with Cyril Blakiston, Scorer in 1949; Charlie Pearce, Manager/Scorer from 1951-1961 and Scorer from 1983 onwards; David Shaw, Manager in 1952; Ed Parker, Manager in the late 70's; Rod Coulson, Manager in the mid 80's and Greg Wells, Chairman of selectors from 1987 to 1989.

Victorian Country Cricket League Country Week began in 1922 but it wasn't until 1925 that a team from Geelong featured in the final - losing to Bendigo. Turf and matting sections were introduced the following season and in 1930 the Geelong Cricket Association first entered a turf side which won the title.

In 1936 the Provincial Section became the number one section and 1984 saw the introduction of Divisions.

Including 1930 the G.C.A. has featured in 40 finals winning the premiership on 33 occasions.

Those years being: 1930, 1935 (A), 1937 (P), 1938 (P), 1939 (P), 1946 (P), 1947 (P), 1953 (P), 1954 (P), 1946 (P), 1947 (P), 1953 (P), 1954 (P), 1958 (P), 1959 (P), 1960 (P), 1962 (P), 1964 (P), 1972 (P), 1974 (P), 1975 (P), 1977 (P), 1982 (P), 1984 (Division 1), 1993 (P), 1995 (Division 2), 1997 (Division 1), 2011 (P), 2012(P), 2014 (P), 2016 (P), 2017 (P), (2019), (2024).

(P - Provincial Section and A - Section A)

COUNTRY WEEK REPRESENTATIVES

1930 -	P. L. WILLIAMS	V. X. HASSETT	F. FEGAN	
1931 -	F. JUST (C)			
1932 -	F. JUST			
1933 -	L. CAMERON			
1934 -	A. G. SCHOFIELD	V. X. HASSETT	S. J. HEDLEY	L. CAMERON
1935 -	A. G. SCHOFIELD	C. PURNELL	S. J. HEDLEY	L. CAMERON
	D. Mc CABE-DOYLE			
1936 -	A. G. SCHOFIELD	V. X. HASSETT	S. J. HEDLEY	L. CAMERON
1937 -	A. G. SCHOFIELD	D. Mc CABE-DOYLE		
1938 -	L. METHERRALL (C)	V. X. HASSETT	A. G. SCHOFIELD	D. Mc CABE-DOYLE
1939 -	A. G. SCHOFIELD			
1940-45	- CARNIVAL ABANDONED DUE TO WORLD WAR II			
1946 -	NIL			
1947 -	NIL			
1948 -	V. X. HASSETT	A. GOSBELL	V. HORNSEY	
1949 -	V. X. HASSETT (C)	J. SHAW	J. JAMES	G. BURCH
		(CARNIVAL ABANDONED DUE TO RAIN)		
1950 -	A. GOSBELL	K. MEANEY		
1951 -	J. SHAW			
1952 -	V. X. HASSETT	P. CRICHTON		
1953 -	V. X. HASSETT	K. MEANEY		
1954 -	D. SHAW			
1955 -	P. CRICHTON			
1956 -	P. CRICHTON			
1957 -	M. BOX	P. FALCONER		
1958 -	L. REID			
1959 -	L. REID	B. BARTLE	J. C. WAINWRIGHT	
1960 -	L. REID	J. MULROYAN	D. HINCHLIFFE	
1961 -	R. F. MERRIMAN	J. LAMB	D. HINCHLIFFE	
1962 -	NIL			
1963 -	NIL			
1964 -	L. DeGOLDI			
1965 -	A. P. ANDERSON			
1966 -	A. P. ANDERSON			
1967 -	NIL			
1968 -	(carnival abandoned due to drought)			
1969 -	R. F. MERRIMAN (C)	B. J. EDWARDS	L. DeGOLDI	E. MacARTHUR
1970 -	R. F. MERRIMAN (C)	B. J. EDWARDS	R. SPARK	
1971 -	R. F. MERRIMAN (C)	B. J. EDWARDS	B. SHAW	
1972 -	R. F. MERRIMAN (C)	B. J. EDWARDS		
1973 -	B. J. EDWARDS	G. P. WELLS	(carnival abandoned due to rain)	
1974 -	R. F. MERRIMAN (C)	B. J. EDWARDS	B. HOLDEN	
1975 -	R. F. MERRIMAN (C)	B. J. EDWARDS	G. P. WELLS	M. BOWTELL
1976 -	R. F. MERRIMAN	B. J. EDWARDS	G. P. WELLS	
1977 -	R. F. MERRIMAN	M. ALLEN	G. P. WELLS	
1978 -	C. J. LYNCH	G. P. WELLS		
1979 -	M. BOWTELL	G. P. WELLS	K. DAVIS	C. J. LYNCH
	G. OMAN	J. CLARKE		
1980 -	G. P. WELLS	J. CLARKE	I. MATHIESON	
1981 -	K. DAVIS	G. P. WELLS	C. J. LYNCH	F. MEEK

VCCL Country Week REPRESENTATIVES

1982 -	K. DAVIS (C)	C. J. LYNCH	F. MEEK
1983	(carnival abandoned due to drought)		
1984 -	S. WELLS	M. BROWNE	F. MEEK
1985 -	S. WELLS	M. BROWNE	R. MITCHELL
1986 -	B. GOGGIN		
1987 -	S. WELLS	B. GOGGIN	A. JEFFERIES
1988 -	S. WELLS	A. JEFFERIES	
1989 to 1992	No representatives		
1993 -	B. GOGGIN		
1994 -	B. YOUNG	P. JEFFERIES	G. NELSON
1995 -	B. GOGGIN	B. YOUNG	
1996 -	B. YOUNG		
1997 -	B. GOGGIN		
1998 -	B. GOGGIN	G. CASTLE	
1999 -	L. MULLER		
2000 -	L. MULLER	R. KIDDLE (C)	
2001 -	L. MULLER	R. KIDDLE (C)	
2002 -	L. MULLER	R. KIDDLE (C)	B. NEVILLE
2003 -	R. KIDDLE	H. STEPHENSON	
2004 -	R. KIDDLE	H. STEPHENSON	B. TSITAS
2005 -	R. KIDDLE	M. KELSON	
2006 -	The GCA did not participate due to drought.		
2007 -	The GCA did not participate due to drought.		
2008 -	T. CLARK		
2009 to 2011	No representative		
2012 -	B. NEVILLE		
2013 -	J. FOSS	J HARRISON	R FERGUSON D DENNY
2014 -	J WOOD		
2015 to 2017	No representative		
2018 -	N. McGUANE		
2019 -	N. McGUANE	R GIBSON	
2020 -	N. McGUANE	C. BINGHAM	
2021	no Carnival due to the COVID-19 pandemic.		
2022	no Carnival due to the COVID-19 pandemic.		
2023 -	G. RHODES		
2024 -	R McKENNA		

OUTSTANDING PERFORMANCES whilst representing the N & CCC.

- Vin HASSETT 137 versus Bendigo on 11/3/1938 in Final
- Michael BOWTELL 128 not out versus Mornington on 18/2/1975
- Brad YOUNG 112 versus Warragul on 22/2/1995
- Rod KIDDLE 108 versus Sale/Maffra on 1/3/2001
- George SCHOFIELD took the first Country Week hat trick for Geelong in his 8 for 17 versus Ballarat on 6/3/1939. George is also the most successful Geelong bowler taking 111 wickets at an average of 10
- Ryan GIBSON made 61 and took 3/56 on debut versus Warrnambool on 18/02/2019

VCCL Country Week Career Stats

	Games	Car -vals	P'sp	Inn	NO	HS	AGG RUNS	Ave	100	50s	WKTS	RUNS	AVE.	Best Bowl	5wkt	3wkt
A. P. ANDERSON	6	2	-	5	1	32	47	11.8	-	-				did not bowl		
C. BINGHAM	2	1	-	1	-	0	0	0	-	-				did not bowl		
M. BOWTELL	19	5	1	18	1	128*	582	34.2	1	6	0	1	-	0/1	-	-
M. BOX	4	1	-	6	2	24	84	21.0	-	-				did not bowl		
M. BROWNE	9	2	1	5	2	10	27	9.0	-	-				did not bowl		
L. CAMERON	11	4	-	7	2	8*	15	3	-	-	19	244	12.8	4/43	-	3
G. CASTLE*	15	4	2	11	1	32	134	14.8	-	-	30	337	11.2	6/37	1	4
T. CLARK	5	1	-	7	-	51	182	26	-	1				did not bowl		
J. CLARKE	5	2	-	4	1	38	78	26	-	-				did not bowl		
J. COWPERTHWAIT	3	1	-	3	-	23	36	12	-	-				did not bowl		
P. CRICHTON	7	3	-	6	4	35*	43	21.5	-	-	6	150	25	2/20	-	-
K. DAVIS	11	3	1	8	1	22	72	10.3	-	-	3	26	8.7	3/26	-	1
L. DE GOLDI	5	2	1	3	1	28*	31	15.5	-	-				did not bowl		
D. DENNY	3	1	-	1	-	1	1	1	-	-	0	12	-	0/12	-	-
B. EDWARDS	26	8	3	29	1	45	412	14.7	-	-	28	430	15.4	6/41	-	5
P. FALCONER	4	1	-	4	-	34	71	17.8	-	-				did not bowl		
F. FEGAN	2	1	-	2	1	7	11	11.0	-	-	4	54	13.5	2/5	-	-
R. FERGUSON	2	1	-	2	-	10	15	7.5	-	-				did not bowl		
J. FOSS	4	1	-	2	2	30*	47	47	-	-	0	93	-	0/21	-	-
R. GIBSON	7	2	1	7	1	61	167	27.83	-	2	9	224	24.89	3/37		

VCCL Country Week Career Stats

	Games	Car-vals	P'sp	Inn	NO	HS	AGG RUNS	Ave	100	50s	WKTS	RUNS	AVE.	Best Bowl	5wkt	3wkt
B. GOGGIN	18	4	2	15	6	36	211	23.44	-	-				did not bowl		
A. GOSBELL*	10	4	1	9	-	12	64	7.1	-	-				did not bowl		
J. HARRISON	2	1	-			did not bat			-	-	2	59	29.5	1/22		
V. X. HASSETT	16	7	2	16	1	137	456	30.4	1	2	5	93	18.6	3/10	-	1
S. J. HEDLEY	5	2	1	4	3	31*	51	51.0	-	-				did not bowl		
D. HINCHLIFFE	7	2	1	2	1	0*	0	0.00	-	-	9	120	13.3	4/31	-	2
J. HIRST*	5	3	1	3	1	16	19	9.5	-	-	2	52	26.0	1/16	-	-
V. HORNSEY*	24	7	2	18	5	33	193	14.8	-	-	47	655	13.9	8/27	1	7
J. JAMES	1	2	-	1	-	4	4	4.0	-	-	2	94	47	1/29	-	-
A. JEFFERIES	8	2	-	7	1	30	66	11.0	-	-	7	145	20.7	2/24	-	-
P. JEFFERIES	3	1	-	3	-	20	41	13.6	-	-				did not bowl		
F. JUST*	10	3	1	10	1	74	291	32.3	-	2				did not bowl		
M. KELSON	4	2	-	4	-	80	60	20	-	1				did not bowl		
R. KIDDLE*	49	12	2	41	3	108	1296	34.10	1	4	16	447	27.94	4/60	-	1
J. LAMB	6	2	1	1	1	1*	1	-	-	-	2	100	50.0	2/33	-	-
C. LYNCH	18	4	1	16	1	84	370	24.7	-	3	1	5	5.0	1/5	-	-
B. MACARTHUR	2	1	-	2	1	4*	4	4.0	-	-	2	36	18	2/36	-	-
D. McCABE-DOYLE	16	4	3	15	2	51	306	23.5	-	1	35	529	15.1	5/59	-	7
N. McGUANE	11	3	1	2	-	7	7	3.5	-	-	17	353	20.76	4/29	-	1
R. McKENNA	3	1	1	3	1	14*	18	9	-	-				did not bowl		
I. MATHIESON	5	1	-	1	-	2	2	2.0	-	-				did not bowl		
K. MEANEY *	9	4	1	5	2	13	29	9.7	-	-	9	220	24.4	2/24	-	-
F. MEEK *	22	5	1	7	4	8	25	8.3	-	-	34	472	13.9	5/55	-	8
R. F. MERRIMAN *	39	12	3	29	9	100*	481	24.1	1	-	43	566	13.2	5/27	-	7
L. METHERALL *	21	7	4	26	2	182*	1396	58.2	4	7	8	113	14.1	3/18	-	1
R. MITCHELL	3	1	-	3	1	14*	14	7	-	-				did not bowl		
L. MULLER	15	4	-	14	3	58	223	20.27	-	3	8	255	31.88	2/43	-	-
J. MULROYAN	5	1	1	6	-	32	60	10	-	-				did not bowl		
G. NELSON	2	1	-	1	-	12	12	12.0	-	-	2	70	35.0	2/35	-	-
B. NEVILLE	8	2	1	8	-	40	130	16.25	-	-	4	67	16.25	2/22	-	-
C. PURNELL	3	1	1	3	1	98*	112	56	-	1				did not bowl		
G. RHODES	2	1	-	2	-	95	96	48	-	1	1	60	60	1/18	-	-
L. REID	15	3	3	12	2	41	217	21.7	-	-	14	174	12.4	4/31	-	1
A. G. SCHOFIELD *	25	7	4	18	2	42	237	14.8	-	-	111	1113	10.0	8/17	2	19
H. STEPHENSON	7	2	-	8	1	68	202	28.86	-	2				did not bowl		
B. SHAW	2	1	-	2	1	2*	4	4	-	-	2	23	11.5	1/11	-	-
J. SHAW	5	3	-	6	1	54*	145	29.0	-	2	2	17	8.5	2/1	-	-
R. SPARK	5	1	-	3	-	1	2	0.7	-	-	12	179	14.9	6/47	-	2
B. TSITAS	1	2	-	2	-	3	4	2	-	-	1	22	22	1/22	-	-
J. WAINWRIGHT	5	1	1	3	3	1*	2	-	-	-	8	175	21.9	4/54	-	2
G. P. WELLS	29	8	2	16	6	60	215	21.5	-	1	50	766	15.3	5/48	-	9
S. WELLS	19	4	1	19	-	70	437	23.0	-	2	1	47	47	1/27	-	-
P. L. WILLIAMS	2	1	1	2	-	69	126	63.0	-	2	4	69	17.3	2/33	-	-
J. WOOD	2	1	1	2	-	21	24	12	-	-				did not bowl		
B. YOUNG	11	3	1	11	1	112	339	33.9	1	1				did not bowl		

* The following players also represented other clubs at Country Week.

A. Gosbell (High School East)

J. Hirst (Excellsiar Mill)

V. Hornsey (High School East)

F. Just (South Geelong)

K. Meaney (North Geelong)

F. Meek (South Barwon)

R. F. Merriman (Chanel)

A.G. Schofield (South Geelong)

G. Castle (Leopold)

R. Kiddle (Leopold)

L. Metherall (Geelong Footballers, High School East)

NOTE:

Adrian WINDT represented Warrnambool (WDCA) in the Provincial division in 1987/88/89, and was part of the victorious team in 1988 that defeated Geelong on the MCG.



GCA Country Week premiers 2024

International Players

Over the years there have been a number of outstanding players who have honoured the Club with their selection in representative sides which have played against touring international teams. Below is a list of such players who were selected in Geelong District sides or Victorian Country XI's whilst playing with the Club.

1929 - R. HASSETT , J. MUTTON versus England at Corio Oval on January 7, 1929.

1931 - F. JUST (C) , L. HASSETT, P. L. WILLIAMS versus West Indies at Corio Oval on January 29 & 30.

1931 - F. JUST (C) versus South Africa at Corio Oval on December 26, 1931.

1937 - V. X. HASSETT, D. Mc CABE-DOYLE, A. G. SCHOFIELD, J. COWPERTHWAIT (12th man)
versus England at Corio Oval on February 6 & 8, 1937.

1948 - V. X. HASSETT versus India on February 14 & 15, 1948 at Kardinia Park

1951 - J. SHAW versus England on February 15 & 16, 1951 at Kardinia Park

1974 - M. BOWTELL versus England in November 1974 at Warrnambool.

1978 - G. OMAN versus India on January 21, 22, & 23, 1978 at Kardinia Park

1979 - M. BOWTELL (C), C. LYNCH, G. OMAN, K. DAVIS
G. P. WELLS versus England at Kardinia Park on February 6, 1979.

1979 - K. DAVIS (C), C. LYNCH, M. BOWTELL, G. P. WELLS versus West Indies at the Western Oval on
November 11, 12 & 13, 1979.

1981 - G. P. WELLS, C. LYNCH, F. MEEK versus New Zealand at Kardinia Park on January 6, 7 & 8, 1981.

1981 - C. LYNCH, M. BOWTELL, F. MEEK versus Pakistan at Kardinia Park on December 21, 22 & 23.

1983 - M. BOWTELL (C), C. LYNCH versus New Zealand at Kardinia Park on January 7, 1983.

Note - Leg spinner Paul Sheahan represented Australia in Under 19 Youth test matches on the sub continent in
the mid 1980s.

- Batsman Tim Anderson captained the Australian Under 19 team during the Youth World Cup in South
Africa in January 1998.

International Match

On Friday, November, 2000 the Club played the national cricket team of Tonga which was touring Geelong for a series of warm up matches for the Pacifica Cup ICC tournament. Playing a mixture of players from Firsts to Fourths the Tongans struggled to 7 for 116.

In reply to Newtown's 9/211 in a 40 over match at King Lloyd Reserve as Stinton Oval was being resurfaced.

Despite being an uneven match a thoroughly enjoyable afternoon and evening was had by all participants and supporters.

The Tongans lost their four games on the Geelong tour but went on to reach the semi final stage of the Pacifica Cup.

International Players

Great sporting teams always keep their eye on the present, and the future, but they never forget their past.

Let's start with that Australian captain. Lindsay Hassett played for our club before going on to greatness as Ray Robinson's fabulous "Puck In Flannels".

In his magnum opus *On Top Down Under*, Robinson wrote of Hassett: "At Geelong College Lindsay was captain of cricket and football; 1931 tennis champion of Victorian Public Schools; he had scored a schoolboy record of 2,191 runs in 41 innings (six 100s) in his five years at the college ... at 17 still at College, Lindsay dashingly made 147, the only century of West Indies game against Victorian Country at Geelong."

Also, while still at school, Lindsay Hassett played for that famous nursery of Australian cricket, South Melbourne, progressing to the Victorian and then the Australian team for which played 43 Tests alongside such luminaries as D.G. Bradman, K.R. Miller and R.R. Lindwall, scoring 3073 runs at a tad over 46.

When that all finished, he became a revered part of the ABC Radio cricket commentary team.

Ian Redpath, the great Australian batsman, holds a special place in the history of Australian cricket. He was the last person to play Sheffield Shield cricket as an amateur.

He might also have featured in the previous article about NCCC cricketers who played in the AFL/VFL for Geelong but for a knee injury.

So instead of footy, he followed Hassett's cricketing path – Geelong College, South Melbourne, Victoria and Australia.

Redders played in 66 Tests, scoring 4737 runs at an average of around 43.

One his finest innings was against the great English quick John Snow.

It was Greg Chappell's first Test and when he joined Redders at the wicket, the Englishman was on fire and Australia was in trouble.

As those who know Redders know this: he takes a bit longer than most folk to get to the end of his sentences however, it is always worth the wait. For Chappell it certainly was. Redpath said to him:

"You stay down that end and I will take care of Snowy!"

He certainly did. Both batsmen made centuries.

Cricket administrators are never quite lauded like Test heroes, and so they bloody well shouldn't be.

As Bill O'Reilly used to say "cricket administrators are the blokes who looked after everyone's cardigans on school sports days".

And there's this one, too: What's the difference between a cricket administrator and a shopping trolley?

Answer: You can fit more food and alcohol into a cricket administrator.

Bob Merriman is probably an exception, at least to the O'Reilly observation; we know plenty who would beg to differ on the shopping trolley.

Those who saw Bob play put into that great sporting catch-all: 'best never to have'.

"Brown Arms" had a remarkable cricket record for NCCC, one probably not recognised years later when Bob was taking fielding practice with the Australian team before a Test match in Perth.

Jim Woodward, cricket writer for *The Daily Telegraph*, reckoned one of the things wrong with the Australian side at the time was that Merriman, then getting close to 50, was running the fielding practice for the home side, while the West Indian slips cordon had Sir Isaac Vivian Alexander Richards slamming balls at them.

In reality the thing wrong with the Australian side back then was Holding, Garner, Marshall and Walsh.

As the Antiguan knight would often say: "It doesn't matter what we score maaan, we will always bowl you out for less!"

A host of Two-Blues have graduated from the Queens Park nursery to first-class cricket and other higher honours.

One notable, even though he didn't play first-class cricket is Tim Anderson, son of club icon Paul, who captained the Australian Under 19 team.

Tim's greatest achievements are now coming off the field – working with the International Cricket

Council to develop the game in exotic locations all over the planet.

Around about now you can hear the patron David Shaw getting a bit restless, so we had better mention Lindsay Hassett's brother, Dick, who played eight games for Victoria mainly as a googly bowler but never played Shield cricket, and John Shaw, who toured New Zealand with the Australian team and scored a century.

He was a NCCC First XI player for three years.

The creation of the Gooch/Insole Scholarship by Newtown and the English county Essex has added to the number of first-class players produced by the club.

The inaugural scholarship holder, Jaik Mickleburgh, made his first-class debut for Essex in 2008, scoring a half-century.

Two years later Mike Comber made his debut for Essex against Bangladesh, scoring 19 runs and taking three wickets.

First Class Players

Dick Hassett was born in Geelong, Dick Hassett went to The Geelong College with his brothers Harry, Vincent and Lindsay. In 1928–29 he played for a Geelong team against the touring Marylebone Cricket Club, taking the wicket of Jack Hobbs.

A few weeks later, playing for Newtown & Chilwell in the semi-final of the Geelong competition, he took 9 for 16 and ran out the tenth batsman.

Along with three other young Victorians he made his first-class debut for Victoria in 1929–30 against Western Australia, taking four wickets and top-scoring in the first innings with 58. A month later he played against Tasmania, taking 3 for 27 and 4 for 50, getting the 15-year-old Jack Badcock stumped off his bowling in each innings on his first-class debut. Victoria won both matches.

Hassett's only match for a full-strength Victorian team came in 1930–31 against the touring West Indians. Victoria won again, but Hassett made a duck and took only one wicket. He played two matches against Tasmania later that season. In the first innings of the first match in Hobart, coming to the wicket at number eight with the score on 6 for 98, Hassett scored 114 not out, reaching his century in 138 minutes, and Victoria totalled 342. In the next match, in Launceston a few days later, he batted at number six and scored 102, reaching his century in 148 minutes, taking Victoria to a first-innings lead after Tasmania had made 446.

Despite his success in these two matches, Hassett never played a Sheffield Shield match. He played three times against Tasmania in 1931–32, with moderate success, and then devoted himself to his career. He worked as a chemical engineer, employed for 43 years by the clothing manufacturer Holeproof in Melbourne. For some years before his death at the age of 97 he was the oldest living Victorian player.

Dick Hassett



John Chambers played one game with the club in 1946/47 making 21 and taking 4 for 94. Chambers went on to play for Victoria in 27 first class matches between 1950 and 1955 and later served as State Chairman of Selectors. He died on September 12, 2017 aged 86.

John Shaw played three seasons in our First Eleven scoring 1036 runs at 47.09 with a highest score of 170.

Shaw attended [St Joseph's College, Geelong](#). Like his uncle, [Lindsay Hassett](#), he played for [South Melbourne](#)

[Cricket Club](#), where he eventually made more than 5000 runs.

He made his first-class debut for Victoria against [Tasmania](#) in 1953–54 as a middle-order batsman. He established himself in the state team in 1955–56 as an opener, scoring 82, the highest score of the match, in Victoria's victory over [Queensland](#) in the first match of the season. However, he ducked into a delivery from [Pat Crawford](#) in the match against [New South Wales](#) in Sydney and was taken to hospital. He did not play again that season; his place in the team was taken by [Bill Lawry](#), making his first-class debut.

He began the 1956–57 season with another score of 82, now batting at number three, and followed up in the next match with 114 at number five in an innings victory over [South Australia](#). He made 508 runs at an average of 42.33 in 1956–57, the first of four consecutive seasons in which he made more than 500 runs. He was the second-highest scorer in the [1957–58 Sheffield Shield season](#), with 751 runs at 62.58. *Wisden* noted that he was a "plucky and resourceful batsman" and a brilliant catcher close to the wicket. He made 41 and 167, top-scoring in each innings, after New South Wales had scored 533 in the first innings of the Shield match at Sydney.

In 1958–59 he was less successful overall, but he scored 94 for Victoria against the English touring team. He scored 507 runs at 50.70 in the Shield in 1959–60, and was selected to tour New Zealand at the end of the season. The 14-man touring team excluded those players who had just returned from Australia's Test tour of India and Pakistan. Shaw top-scored with 120 in the first match of the tour, an innings victory over [Auckland](#), and won a place in all the matches against [New Zealand](#). He made 203 runs at 29.00 in the four matches, scoring 81 (Australia's top score in the match) and 26 in the second match, when he helped Australia avoid defeat.

He played for an Australian XI against the touring [West Indians](#) in November 1961 but was twice dismissed cheaply by [Wes Hall](#). Later in the season, a ball from the [West Australian](#) pace bowler [Des Hoare](#) struck him on the head and he spent some time in hospital with bruising of the brain. He retired from first-class cricket before the 1961–62 season, citing the head injuries he had sustained while batting as the reason. John Shaw died on 5 August 2018 (aged 86) at [Drysdale](#), Victoria,



John Shaw in 1960

John Shaw's Career statistics

Competition	First-class
Matches	55
Runs scored	3,276
Batting average	40.44
100s/50s	4/24
Top score	167

Former Australian vice captain **Ian Redpath** played a handful of games in the Newtown and Chilwell Thirds as a kid in the late fifties and went on to make 4737 test runs at an average of 43.46.

International information

National side	Australia
Test debut (cap 227)	1 January 1964 v South Africa
Last Test	31 January 1976 v West Indies
ODI debut (cap 8)	5 January 1971 v England
Last ODI	20 December 1975 v West Indies

Domestic team information

1961–1976	Victoria
-----------	--------------------------

Career statistics

Competition	Tests	ODIs	FC	LA
Matches	66	5	226	16
Runs scored	4737	46	14993	255
Batting average	43.45	9.19	41.99	15.93
100s/50s	8/31	0/0	32/84	0/1
Top score	171	24	261	62
Catches/stumpings	83/0	2/0	211/0	5/0

Graeme Ross debuted for NCCC in 1989/90 after a distinguished career with South Barwon and Essendon CC. He played seven first class matches for Victoria from 1978 to 1980 years in which Victoria won the Sheffield Shield.

Geelong leg spinner **Brad Stacey** made a successful first class debut in March, 1996 having previously played in the NCCC 1st XI premiership in 1989/90. Brad played eight games for Victoria between 1996 and 1997.

Geelong On August 27, 2008 **Jaik Mickleburgh** made his first class debut for Essex on 27/08/08 scoring 60 in a four day game against Leicestershire. Jaik had spent the 2007/08 season as a 17 year old playing with the N&CCC 1st XI became the sixth N&CCC player to play first class cricket.

Mike Comber made his first class debut for Essex in May 2010 scoring 19 and taking 1/44 and 2/34 in a four day game against the touring Bangladesh. Mikey had spent the 2008/09 season as a 19 year old playing with the N&CCC 1st XI became the seventh N&CCC player to play first class cricket.

Daniel W Lawrence enjoyed an outstanding 2014/15 season with N&CCC as a 17 year old winning the Merriman Medal. He returned to England to make his first class debut with Essex in April 2015.

Incidentally he made is debut in the Essex team that included Jaik Mickleburgh. On April 28th 2014/15 Daniel Lawrence claimed a special place in the history of first-class cricket in England. Lawrence scored 161 against Surrey at The Oval to become Essex's youngest century-maker in the County Championship, and third youngest ever for the entire competition. Daniel represented England in a tour match against the Prime Minister's XI in Perth during the Ashes tour of 2017/18.

In 2020 Dan played BBL10 for the Brisbane Heat and made his test debut against Sri Lanka at Galle on 14 January scoring 73.

Jordan Clark joined the club for season 2016/17 as a professional player from the Lancashire County Cricket Club winning the Jack Sing medal.

Graham Clark joined the club for season 2017/18 as a professional player from the Durham County Cricket Club.

Feroze Kushi made his first class debut with Essex against Kent scoring 2 in the first innings and 45(87 balls) in a second innings partnership of 86 with Sir Alistair Cook in August 2020. 'Fink' joined us for the 2017/18 season.

David Norman joined the Two Blues in November 2021 having played 44 first class matches with Western Province in South Africa between 1983/84 and 1991/92.



David Norman lets one rip on KFC Oval.

George Rhodes joined the Two Blues for season 2022/23 having an immediate effect on the competition by scoring centuries in his first two hits. He went on to win both 1st XI batting and bowling averages and represented the GCA making 95 on debut at at Country Week.



George has played 34 first class matches with Worcestershire and Leicestershire since making his debut in 2016.

And of course **Lindsay Hassett** played a season with the Newtown Cricket Club in the 1920's and went on to captain his country.



Lindsay Hassett

N&CCC Players to play AFL/VFL - 33

The Newtown and Chilwell Cricket Club could probably claim a place in the Guinness Book of Records for having featured the most VFL/AFL football players on its playing lists. And not just in modern times. This marvelous record goes right back to the early days of the club.

Among the most modern, try these: Paul Chapman, David Johnson, Steve Johnson, Tom Hawkins, Josh Hunt, James Kelly, Andrew Mackie. A few years back, Paul Brown, who played 84 games for Geelong between 1990 and 1988, spent a successful year as a wicket keeper batsman in the 2nds, playing in a grand final.

Gareth Andrews, who played for both Geelong and Richmond, where he won a premiership, took 8-61 on his debut for the club. He also, via Sam Newman, gave us one of the most colourful descriptions of a footballer. Said Sam after watching Gareth in action: He is to kicking what Sir Robert Helpman is to oxy-welding. Sorry Gareth, couldn't resist that. And as far as we're concerned, you were to bowling was Sir Robert Helpman was to ballet.

Then there is the incomparable Greg Wells on whom we believe Sam Newman to be completely silent, but we could be corrected on that. Goose played four games for Geelong, but a heck of a lot more for "this club, our club".

And the equally incomparable Battler, Russell Mitchell – two games for Geelong (player no. 855), a lifetime and a life membership at Newtown. A man of great wit and wisdom, it has been said of Russell that standing next to him in the slips cordon, you can learn more about life than you might doing three years of philosophy at one of Australia's best universities. Battler also holds the distinction of wearing no. 57 – the highest worn by a GFC player!

In 2013 Chris Lynch retired from his exulted role as an AFL Commissioner, he played with the Cats as well as being a six time Two Blue 1st XI premiership player.

Back in the sepia times just after the turn of the 19th century, Ted Rankin – as well as taking a five-for for us – was the first Geelong player to reach 100 games. He also made it into the Catters' Team of the Century. He and his son Cliff, who played 153 games for Geelong, both turned out for Newtown.

Stats correct as of 10/04/2024.

<u>GFC stats</u>	<u>Cap no.</u>	<u>Jumper no.</u>	<u>Games</u>	<u>Goals</u>
Gareth Andrews ^	679	6	167	128
Bruce Bartle	588	7	34	26
Mark Blake	1002	24	99	12
Paul Brown	890	40	84	66
<u>GFC stats</u>	<u>Cap no.</u>	<u>Jumper no.</u>	<u>Games</u>	<u>Goals</u>

<u>GFC stats</u>	<u>Cap no.</u>	<u>Jumper no.</u>	<u>Games</u>	<u>Goals</u>
Mark Browne	746	12	87	60
Paul Chapman*	968	35	280	366
Harvey Davis	743	21	44	5
Peter Falconer	616	29	20	16
Tom Hawkins	742	26	211	438
Harry Herbert	560	24	56	27
Kevin Higgins	709	39	128	35
Josh Hunt	977	41/8	198	29
David Johnson	981	28	79	16
Steve Johnson#	984	20	293	516
James Kelly*	985	9	313	90
Darcy Lang ##	1048	11	64	43
Stephen Lunn^^	800	39	69	42
Chris Lynch	740	31	5	2
Andrew Mackie	994	4	280	100
Len Metherall	358	3	110	117
Chris Mitchell###	692	8	51	39
Russell Mitchell	855	57/13	2	-
Vic Nankervis	439	23	33	57
Vic Profitt	308	2	4	1
Teddy Rankin	19	-	180	35
Cliff Rankin	242	6	153	400
Rob Steven	782	52	1	-
Michael Turner	755	9	245	285
Greg Wells	734	27	4	1
Lindsay White Snr	440	7	117	429

At other clubs:

<u>North Melb/St Kilda</u>	<u>Cap no.</u>	<u>Jumper no.</u>	<u>Games</u>	<u>Goals</u>
Mason Wood	986/1623	32/32	119	112
<u>Carlton</u>	<u>Cap no.</u>	<u>Jumper no.</u>	<u>Games</u>	<u>Goals</u>
Alex Cincotta	1236	39	19	3
<u>St Kilda</u>	<u>Cap no.</u>	<u>Jumper no.</u>	<u>Games</u>	<u>Goals</u>
Angus Hastie	1644	24	2	-



^ Includes games and goals with Richmond
 ^^ Includes games and goals with Footscray
 * Includes games and goals with Essendon
 # Includes games and goals with GWS
 ## Includes games and goals with Carlton

Father and Sons – a proud Two Blue tradition

Famous names permeate the generations throughout the club's 100 plus years. Merriman, Wells, Royce, Chisholm, Anderson, Jefferies, Mitchell, Sanders and Schofield amongst those to leave indelible marks on the club's proud history. The following pages list those fathers and sons to represent the club together in the same team - a total of 84.

The Gross family led the way in the 3rd XI in 1954/55 when father Earl Gross, played with sons Graham Gross and Lindsay Gross in the same team.

The Marshalls, Bert and Phil followed in 1957/58 again in the 3rds.

In 1963/64 Lindsay White Snr and Jnr were way ahead of their time setting the 'tradition' bar very high when they played together in the premierships winning 4th XI. Lindsay White Jnr and Snr pictured back row on the right.



Father/son premierships

Lindsay White Snr/Jnr	4ths 1963/64
Gerry & Dickie Dalton	5ths 1988/89
Don & Devon Royce	4ths 1990/91
Warwick & James Hadfield	6ths 2000/01 & 2001/02
Tony & Shannan Gove	5ths 2003/04
Colin & Mitchell Cunliffe	6ths 2019/20
Mark and Ollie Sanders	6ths 2019/20
Bruce & Xavier Lindsay	6ths 2019/20
Ben & Jacob Harmon	6ths 2021/22
Geoff, Samuel & Henry Meehan	6ths 2021/22
Andrew and Madden Sadowy	4ths 2023/24



The Hadfields, Warwick and James, went one better and played in consecutive 6th XI flags.



Don and Devon Royce not only played in the 1990/91 4th XI premierships together but also scored centuries on the same day, albeit it in different teams.



Shannan and Tony Gove celebrate the rare event of father and son playing in the same premierships team.



The Meaney Family, Sue, Samuel, Geoff and Henry celebrates the 2021/22 Sixth XI premierships.



Dickie (pictured left) and Gerry Dalton (right) shared a flag in the 5ths.

The Chapman Family shared a unique place in the club's history when three generations played on the one team on January 27, 2018. Mike Senior, Mike Junior, and Gus (pictured right) played in the Sixth XI. Mike Senior held a great catch at first slip and was run out for a duck! Mike Junior batted the house down with 46 not out and young Gus in the field was something special and made 4.



Father and Sons – a proud Two Blue tradition

Father and sons to represent the club together in the same team - a total of 87
– a significant cricketing number.

Agius	Owen and Manny	Lavars	David and Adam, Ben
Ainsworth	Mark and Zaiden	Lewis	Steve and Jordan
Anderson	Paul and Tim	Lindsay	Bruce and Xavier
Andrews	Tim and Jarrod	Lynch	Chris and Hugh
Bain	Mark and Archie and Sam	Marinelli	Tony and Paul
Barnes	David and Josh	Marshall	Bert and Phil
Bell	Rick and Jack	Marshall	Philip and Trent
Bishop	Andrew and Campbell	Martin	Simon and Lachie, Tyson
Caldow	Ken and Sam	McDonald	John and Jamie, Hamish
Callow	Sam and Riley	McPherson	David and Alex
Carroll	Chris and Damon	Meaney	Grant, Samuel and Henry
Chapman	Mike snr and Mike, Angus	Merriman	Bob and Gavin
Chisholm	Graeme, George and Tom	Merriman	Michael and Reid
Clark	Tim and Gavan	Moynahan	Terry and Ethan
Connolly	Jason and Sam	Mitchell	Russell and Sam
Crane	Neville and Jarrod	Mitchell	Ben and Charlie and Hugh
Croft	Aaron and Sam	Norman	David and Hunter and Joshua
Cunliffe	Colin and Mitchell	Nunn	Phillip and Andrew
Dalton	Gerry and Richard	O'Dowd	Kevin and Julian
Davis	Harvey, Jacko and Mitch	Rintoul	Mark and Luke, Callum
Devlin	Jim and Anthony	Roberts	Steve and Tom
Devlin	Shane and Jack	Royce	Don and Dev
Dowling	Paul and Lachlan	Royce	Dev and Jack
Duffield	Peter and Will	Sadowy	Andrew and Madden
Eastman	Paul and Patrick	Sanders	Mark and Nick, Willem, Oliver
Ellis	Howard and Simon	Sanderson	Les and Tim, Scott
Fatone	Angelo and Ryan	Sheahan	Paul and Jai, Zac
Fleet	Artie, Brad and Darren	Simpson	Gary and Tim
Fleet	Darren and Archie	Sirgiannis	Anthony and Zac
Guida	Peter, Ethan & Noah	Smith	Trevor and Paul
Gove	Tony and Shannon	Sutterby	Simon and Blake
Gross	Earl and Graham & Lindsay	Suvoltos	Matthew, Charlie and Rex
Hadfield	Warwick, Christopher and James	Taylor	Graeme and Ben
Harmon	Ben and Jacob	Taylor	Simon and Sam
Hastie	Ian and Jack	Twaddle	Phillip and Brendan
Hickey	John, Ryan and Jake	Turnley	Mark and Dean
Hood	Wayne and Andrew	Wells	Geoff and Greg
Hucker	Scott and Jordan	Wells	Greg and Julian
Jefferies	Tony and Tom	White	Lindsay Snr and Lindsay Jnr
Jefferies	Peter and Fletcher	Windt	Adrian and Charlie
Johannes	Algernon & Samuel	Wiseman	Geoff and Adam
Jones	Russell and Lachie	Wood	John and Mason
Kiddle	Rodney and Tom	Young	Steve and Jack
Kirkland	Mark and David, John, Michael		

This list above is by no means complete and additions will be appreciated.



Andrew and Madden Sadowy joined forces for the first time on November 12, 2022 against Lara 5ths at Lara.



Fourth XI premiership family, Darren and Archie Fleet

Archie was lucky enough to have his Dad Darren hold a catch against Highton 4ths on November 19, 2022 in the first match they played together.



Josh, David and Hunter in the Twos on Nov 20, 2022.

🏏 Mothers and Daughters – a new Two Blue tradition 🏏

On October 16, 2022 history was made at the N&CC when the Irvings, Indigo and Leah, became the first mother/daughter combination to play together for the club in the NCCC Cambridge team. And they won defeating Wallington.



Indigo & Leah Irving



Winning and grinning skipper Leah and the Cambridge team enjoy the first win versus Wallington.





Newtown & Chilwell Cricket Club
home of the two blues

Our Sponsors

KFC

MORTGAGE CHOICE

HARVEY'S OF HIGHTON

MOMENTUM FINANCIAL GROUP

METRICON

CONNECT TEL

GEELONG FINANCIAL GROUP

HERITAGE MEATS

GOLD DIGGERS ARMS HOTEL

MERCEDES-BENZ GEELONG

STINTON ADVISORY

DE GRANDI CYCLE & SPORT

WINKIPOP MEDIA

BTC MARKETS

M.C. HERD

GEELONG McGRATH ESTATE AGENTS

www.two-blues.com.au

The official organ of the Newtown & Chilwell Cricket Club - 51 seasons
Newtown & Chilwell Cricket Club – Celebrating 113 years & 108 premierships



Batting Records

Most runs in a Season all grades

882	M. BOWTELL	in 1979/80	in the Firsts	620	S. EADE	in 1999/00	in the Sixths
855	P. SHEAHAN	in 2008/09	in the 4ths, 5ths	611	S. LEWIS	in 2000/01	in the Sixths
757	R. McKENNA	in 2022/23	in the 2nds	602	M. BOWTELL	in 1982/83	in the Firsts
710	A. LAVARS	in 2005/06	in the Thirds	602	P. MORGAN	in 2008/09	in the Fifths
682	V. X. HASSETT	in 1938/39	in the Firsts	596	A. STANLEY	in 2008/09	in the Firsts
677	F. JUST	in 1930/31	in the Firsts	594	S. WELLS	in 1989/90	in the Firsts
655	R.D. PEARCE	in 1990/91	in the 3rds, 4ths	593	J. SHAW	in 1948/49	in the Firsts
655	A. WINDT	in 2013/14	in 5ths	592	N. CRANE	in 1996/97	in the 4ths, 5ths
649	S. WELLS	in 1983/84	in the Firsts	592	P. MORGAN	in 1999/00	in the Sixths
642	V. X. HASSETT	in 1933/34	in the Firsts	583	V. X. HASSETT	in 1941/42	in the Firsts
637	T. LOGAN	in 2013/14	in the 5ths	581	R. F. MERRIMAN	in 1963/64	in the Fourths
633	F. JUST	in 1931/32	in the Firsts	577	P. SHEAHAN	in 2007/08	in the 3rds, 4ths
626	A. WINDT	in 2012/13	in the 4ths/5ths	575	V. X. HASSETT	in 1945/46	in the Firsts
621	R. BENNETT	in 2005/06	in the 2nds/3rds	575	C.J. LYNCH	in 1981/82	in the Firsts

500 runs or more in a season

FIRSTS

P.L. WILLIAMS	508 @ 50.8	in 1929/30
F. JUST	677 @ 67.7	in 1930/31
F. JUST	633 @ 52.7	in 1931/32
V.X. HASSETT	642 @ 58.35	in 1933/34
C. PURNELL	528 @ 40.6	in 1934/35
J. COWPERTHWAIT	534 @ 59.33	in 1935/36
V.X. HASSETT	523 @ 45.25	in 1937/38
V.X. HASSETT	682 @ 56.83	in 1938/39
V.X. HASSETT	633 @ 45.21	in 1939/40
J. JAQUES	520 @ 43.33	in 1939/40
H. HEARD	550 @ 61.11	in 1940/41
V.X. HASSETT	583 @ 72.88	in 1941/42
V.X. HASSETT	575 @ 47.9	in 1945/46
J. SHAW	593 @ 59.3	in 1948/49
V. X. HASSETT	533 @ 41.15	in 1948/49
M. BOWTELL	532 @ 76.0	in 1973/74
M. BOWTELL	554 @ 46.1	in 1978/79
M. BOWTELL	882 @ 73.5	in 1979/80
C.J. LYNCH	575 @ 38.3	in 1981/82
M. BOWTELL	602 @ 50.1	in 1982/83
S. WELLS	649 @ 49.92	in 1983/84
C.J. LYNCH	527 @ 37.64	in 1983/84
S. WELLS	594 @ 42.43	in 1989/90
S. WELLS	515 @ 39.61	in 1991/92
R. KIDDLE	545 @ 45.42	in 1999/00
L. MULLER	548 @ 45.67	in 2001/02
J. REES	516 @ 39.69	in 2005/06
A. STANLEY	596 @ 45.85	in 2008/09
D.W. LAWRENCE	556 @ 42.77	in 2014/15
I. HOGAN	532 @ 33.25	in 2020/21
R. McKENNA	528 @ 44	in 2023/24

SECONDS

G.M. WELLS	539 @ 38.5	in 1965/66
G.M. WELLS	531 @ 35.4	in 1966/67
I.R.W. POULTON	518 @ 39.9	in 1979/80
M. MERRIMAN	522 @ 52.2	in 1984/85
R. MITCHELL	600 @ 31.58	in 2005/06
D. FLEET	500 @ 33.33	in 2005/06
R. BENNETT	502 @ 45.64	in 2012/13
R. Mc KENNA	757 @ 54.07	in 2022/23

THIRDS

A.C. MARSHALL	502 @ 38.61	in 1965/66
A.C. MARSHALL	556 @ 46.33	in 1966/67
A.C. MARSHALL	562 @ 43.23	in 1967/68
D.N. ROYCE	508 @ 42.33	in 1980/81
I. HASTIE	552 @ 61.33	in 1989/90
J. PESCOTT	560 @ 50.91	in 2004/05
A. LAVARS	710 @ 50.71	in 2005/06

FOURTHS

R.F. MERRIMAN	581 @ 52.81	in 1963/64
L. WHITE Snr.	516 @ 36.85	in 1963/64
J. MULROYAN	519 @ 34.6	in 1973/74
D. MURRAY	513 @ 51.3	in 1996/97
D. FLEET	540 @ 49.09	in 2022/23

FIFTHS

B. FLANAGAN	517 @ 36.93	in 1975/76
A. BOYCE	538 @ 67.25	in 1977/78
P. MORROW	526 @ 37.57	in 1981/82
D.N. ROYCE	545 @ 60.56	in 1993/94
G. CLARK	531 @ 66.38	in 1996/97
K. HIGGINS*	511 @ 46.45	in 1998/99
P. MORGAN	602 @ 50.17	in 2008/09
A. WINDT	616 @ 77	in 2012/13
A. WINDT	655 @ 59.55	in 2013/14
T. LOGAN	637 @ 63.7	in 2013/14
A. PATCHING	560 @ 80	in 2017/18

SIXTHS

R. JONES	534 @ 44.5	in 1980/81
T. MARSHALL	532 @ 88.67	in 1992/93
S. EADE	620 @ 47.69	in 1999/00
P. MORGAN	592 @ 45.54	in 1999/00
M. ANDERSON	565 @ 47.08	in 1999/00
S. LEWIS	611 @ 55.55	in 2000/01

ALSO

D. BIVIANO	541 @ 67.63	in 1987/88 in 2nds, 3rds, 4ths, 5ths.
R.D. PEARCE	655 @ 59.55	in 1990/91 in 3rds, 4ths, 5ths.
N. CRANE	501 @ 45.5	in 1991/92 in 3rds, 4ths.
A. DEVLIN	510 @ 42.5	in 1993/94 in 2nds, 3rds, 4ths.
K. HIGGINS	507 @ 63.8	in 1994/95 in 3rds, 4ths.
M. COWAN	521 @ 57.89	in 1995/96 in 2nds, 3rds, 4ths.
N. CRANE	592 @ 49.33	in 1996/97 in 4ths and 5ths.
M. PITARO	536 @ 44.67	in 1996/97 in 4ths and 5ths.
T. CLARK	558 @ 42.93	in 2001/02 in 2nds and 5ths
R. MITCHELL	506 @ 50.6	in 2002/03 in 2nds and 1sts
R. BENNETT	621 @ 34.5	in 2005/06 in 2nds and 3rds
J. PESCOTT	548 @ 54.80	in 2007/08 in 3rds, 4ths, 6ths
P. SHEAHAN	577 @ 52.45	in 2007/08 in 4ths and 6ths
P. SHEAHAN	855 @ 57	in 2008/09 in 4ths and 5ths
A. CONNELL	555 @ 37	in 2009/10 in 3rds, 4ths, 6ths
D. DEL RIO	556 @ 69.75	in 2012/13 in 2nds, 3rds, 4ths
T. WINDUS	508 @ 36.29	in 2022/23 in 1sts and 2nds

*denotes played one 3rds match scoring four runs.

5000 runs or more

for the Club in all elevens

TOTAL		1sts	2nds	3rds	4ths	5ths	6ths	7ths	TOTAL	GAMES PLAYED
10805	Russell MITCHELL	1844	4732	2099	1485	489	156		10805 @ 28.21	445
10753	Neville CRANE	1896	2006	1059	1613	2498	1351	330	10753 @ 30.12	433
9116	Anthony DEVLIN		74	1667	2339	3385	1651		9116 @ 22.02	530
8640	Vin X. HASSETT	8640							8640 @ 34.29	221
8312	Grant WHITESIDE		42	2252	3658	1879	481		8312 @ 23.28	429
8025	Greg WELLS	4543	353	1547	596	383	603		8025 @ 23.40	444
7845	Phillip MORGAN	7	265	504	1080	3182	2807		7845 @ 26.87	346
7790	Stephen LEWIS		50	558	2517	2461	2029	175	7790 @ 30.91	315
7424	Michael MERRIMAN	432	3348	753	1778	1049	64		7424 @ 25.17	346
7417	John MULROYAN	3462	1108	1827	1020				7417 @ ?	279
7158	Ian HASTIE	555	3343	1688	1417	87	68		7158 @ 24.51	334
7039	Don ROYCE OAM	10	367	4297	954	1399	12		7039 @ 30.60	270
6863	Geoff WELLS	3100	3763						6863 @ 45.15	278
6664	Stephen WELLS	4627	1024	584	215	6	208		6664 @ 31.29	227
6633	Adam PATCHING			291	1558	3168	1616		6633 @ 33.17	255
6583	Mick PITARO		4	417	3315	2637	210		6583 @ 22.78	307
6334	Adam O'CONNOR		468	1597	2611	970	668	20	6334 @ 20.90	363
5792	Frank TUSKES		125	2797	2437	198	235		5792 @ 23.74	281
5790	Dev ROYCE	433	2609	1581	680	348	139		5790 @ 24.02	273
5501	Rhys BENNETT	544	2438	2063	69	387			5501 @ 21.83	277
5418	Bob MERRIMAN AM	4036			1118	154	110		5418 @ ?	217
5117	Rodney KIDDLE	2806	837	1125	170		179		5117 @ 40.29	169
5082	Barry FLANAGAN	5	650	644	1214	2514	55		5082 @ 31.96	172
5076	David. A SHAW	2510	1411	1092	63				5076 @ 32.75	262
5031	Matthew SUVOLTOS		472	586	2150	1058	760	5	5031 @ 21.59	285
5009	Adrian WINDT	2	135	2426	802	1543	101		5009 @ 40.72	151



Club aggregate runs record holder Russell Mitchell.

3000 runs or more

TOTAL	for the Club in all elevens							TOTAL	GAMES PLAYED		
	1sts	2nds	3rds	4ths	5ths	6ths	7ths				
4917	A.C.(Bert) MARSHALL		317	4600					4917@	?	150
4680	Michael BOWTELL	4680							4680@	46.34	117
4599	Paul ANDERSON BEM	2028	1296	568	88	619			4599@	?	284
4509	David BARNES	809	1543	1735	312	103	7		4509@	22.77	216
4482	Colin CUNLIFFE		220	2098	1172	88	904		4482@	31.79	193
4348	Dennis FAREY	21	821	1818	1504	184			4348@	?	175
4347	Jason MULLER	1349	2029	363	327	279			4347@	23.75	210
4312	Tony LEEDS			20	1961	2271	60		4312@	22.46	222
4264	Murray BOX	2823	1046	369	26				4264@	?	162
4227	Stuart DAY		22	459	2481	476	789		4227@	22.02	218
3999	Tim CLARK	1319	1224	530	317	609			3999@	24.24	161
3985	Greg SANDS		39	335	1326	2113	172		3985@	?	
3972	Mark AINSWORTH		398	1748	1521	305			3972@	25.96	190
3891	Ben NEVILLE	2963	691	140	0	66	31		3891@	31.13	146
3873	Ian POULTON	1548	1925	97	303				3873@	?	177
3822	Graeme CHISHOLM		0		400	1626	1780	16	3822@	18.38	321
3804	Brian EDWARDS	3804							3804@	27.17	172
3676	K John TAYLOR	564	2107	432	560	3	10		3676@	216.2	224
3636	Jorden LEWIS	121	1499	1037	786	141	52		3636@	21.51	207
3631	Dale PEARCE	10	1099	1745	758	6	13		3631@	?	120
3619	Denis HICKLETON	573	1948	583	35	480			3619@	31.75	151
3594	David MURRAY	80	405	147	2391	133	438		3594@	31.25	151
3391	Paul SHEAHAN	235	68	107	1762	791	428		3391@	30.55	146
3388	Andrew GREEN		240	1012	1260	727	72	77	3388@	21.31	169
3364	A. George SCHOFIELD	3364							3364@	23.86	152
3353	Darren FLEET	247	1993	438	509	114	52		3353@	24.84	178
3325	Gavan CLARK		366	342	196	2331	90		3325@	21.45	202
3276	Hayden CLARKE	2585	685				6		3276@	22.29	162
3226	Luke MULLER	1932	580	183	182	212	137		3226@	27.57	128
3184	Adam WOOLLETT		12	290	814	1222	833	13	3184@	18.62	267
3109	Jamie PEScott		41	1745	1000	87	107	129	3109@	31.72	109
3083	Brett GOGGIN	2936	126			21			3083@	28.28	128
3054	Allan FOSTER	14	366	389	994	978	313		3054@	?	176
3013	Ian P. McGREGOR				287	548	2178		3013@	32.05	99



Bert Marshall

2000 runs or more

TOTAL	for the Club in all elevens							7ths	TOTAL	GAMES PLAYED
	1sts	2nds	3rds	4ths	5ths	6ths				
2990 Frank JUST	2990								2990 @ 36.02	85
2943 Craig GREEN		156	372	330	1435	650			2943 @ 45.28	93
2858 Max ELLIS	1	162	1366	1057	272				2858 @ 34.02	91
2853 George BRIGGS	12	80	1067	439	926	329			2853 @ ?	170
2847 Chris LYNCH	2837					10			2847 @ 31.99	91
2846 Brett BENTLEY		61	1159	529	441	656			2846 @ 27.10	153
2786 A.J.(Ike) GOSBELL	2786								2786 @ 28.43	110
2764 Mark TURNLEY				53	940	1735	36		2764 @ 16.75	181
2758 Adam LAVARS	279	263	1503	282	431				2758 @ 32.83	100
2749 Ken Le HUNT	1248	1023	427	51					2749 @ ?	135
2742 Daryl BIVIANO		281	1127	1034	209	91			2742 @ 21.26	152
2726 Sam MITCHELL	479	1620	560	67					2726 @ 29.31	107
2650 Yves ROUSSETY	1711	729	131	71	8				2650 @ 18.28	180
2606 Phillip TWADDLE	320	560	95	285	730	616			2606 @ 21.02	162
2603 George CHISHOLM	2105	182	62	21	6	195	32		2603 @ 20.18	157
2576 Tim D. JARMAN	791	1785							2576 @ 23.63	122
2574 Barry SHAW	1478	690	365	41					2574 @ 26.00	210
2550 John REES	1257	1176	66	51					2550 @ 31.88	95
2477 Tim MITCHELL	170	1124	1000	103	80				2477 @ 24.05	121
2410 I 'Meggsie' McGREGOR			11	109	1192	1098			2410 @ 25.64	111
2395 Brad YOUNG	2166	156	73						2395 @ 25.48	98
2395 Peter JEFFERIES	1053	1132	26	64	20	100			2395 @ 33.73	83
2361 Andrew GARRIGAN	59	1625	648	29					2361 @ 23.38	109
2334 Lawrie De GOLDI	1594	465	128	147					2334 @ ?	140
2283 William SIMSON	1197	1078			8				2283 @ 23.30	105
2245 Russell JONES			5	292	1154	794			2245 @ 21.59	118
2244 Andrew HOOD		68	162	620	1063	331			2244 @ 28.05	98
2217 Tony JEFFERIES	2035	52	40	38	27	25			2217 @ 21.52	114
2184 Ken DAVIS	2125	19			40				2184 @ 37.02	73
2130 Cooper BINGHAM	2130								2130 @ 30.87	79
2090 Graeme TAYLOR	52	288	864	550	324		12		2090 @ 17.86	152
2066 Tom LEVICK		5	626	1092	293	50			2066 @ 17.07	184
2053 Peter DUFFIELD				113	1319	621			2053 @ 33.66	60
2032 Jason THIELE	275	1057	496	163		41			2032 @ 24.19	90
2031 Brendan TWADDLE	12	195	1422	129	273				2031 @ 14.72	203



Frank Just vice captain of the 1934/35 1st XI premiership.

1000 runs or more

TOTAL	for the Club in all elevens							TOTAL	GAMES PLAYED	
	1sts	2nds	3rds	4ths	5ths	6ths	7ths			
1984 Phillip MORROW				699	1285			1984 @	?	93
1978 Graeme RHODES	988	949	41					1978 @	27.10	124
1940 Jordan TEGELHUTER	261	1226	453					1940 @	20.86	111
1914 R. BALLIS	123	74	1529	188				1914 @	?	
1908 Stephen LUNN	940	686	91	45	26	120		1908 @	?	94
1901 Warwick OMAN	497	750	270	289	29	66		1901 @	52.81	85
1898 Harvey STEPHENSON	1524	374						1898 @	33.30	57
1894 Tim HOSKING	978	865	7		44			1894 @	17.87	119
1886 Simon SUTTERBY	780	612	53	43	214	184		1886 @	29.47	66
1848 Adam KALZ	0	485	1300	63				1848 @	23.69	128
1846 Frank DAWBER		11	116	1719				1846 @	?	37
1830 David JEWELL	186	1595	49					1830 @	?	34
1801 Geoff OMAN	1447	37			317			1801 @	31.05	64
1797 Heath MIDDLETON	364	1011	209	110	103			1797 @	21.14	97
1785 Jarad BATTENALLY	1	310	1289	185	0			1785 @	31.32	62
1770 Wayne HOOD	192	150	138	627	534	129		1770 @	24.93	88
1752 Brenton BAHR	19	224	453	189	783	84		1752 @	?	160
1744 Arch TUCKER		114	1217	413				1744 @	?	140
1728 Kevin HIGGINS			333	671	724			1728 @	38.40	46
1725 Peter STEVEN	165	577	345	100	537	1		1725 @	143.7	18
1715 Luke SHARRY		532	671	184	328			1715 @	16.98	115
1702 Rob SHERINGHAM		692	160	46	406	398		1702 @	28.37	
1697 Tom BATES	2	442	797	390	66			1697 @	14.63	143
1697 John SIMSON	1320	377						1697 @	29.26	67
1687 Campbell BISHOP		2	299	556	354	476		1687 @	22.20	100
1684 Clayton NELSON	23	581	398	317	365			1684 @	25.13	89
1665 John CLARKE	1624	41						1665 @	?	68
1663 James COWPERTHWAIT	1663							1663 @	?	74
1652 Vic H PROFITT	1640		12					1652 @	?	131
1621 Evan DORRITY			154	1467				1621 @	?	
1607 Chris HOCKING		18	335	736	518			1607 @	24.35	85
1581 Tony GOVE		564	261	147	609			1581 @	19.76	125
1554 Tim SANDERSON		0	41	371	1031	111		1554 @	23.19	84
1523 Zac STOKES		28	463	926	80	26		1523 @	15.08	221
1504 Ian SIMPSON	4	245	271	249	191	381	163	1504 @	24.66	257
1499 Craig SING			142	484	452	421		1499 @	?	109
1498 Robert DICKSON	191	441	730	136				1498 @	?	115
1465 Nick RICHARDSON	572	349	389	58	97			1465 @	16.65	105
1462 Troy LOGAN				150	798	514		1462 @	37.49	47
1444 John SHAW	1036	190	130	88				1444 @	?	
1442 Charlie WINDT		183	748	502	9			1442 @	18.49	113
1421 Chris CARROLL				170	1171	80		1421 @	14.50	159
1404 David LEIGH			13	1086	305			1404 @	10.80	118

1000 runs or more

TOTAL	for the Club in all elevens							7ths	TOTAL	GAMES PLAYED
	1sts	2nds	3rds	4ths	5ths	6ths				
1397	James DUFF	74	1037	160	110		16		1397 @ 25.87	62
1397	Geoff PRIDDLE			413	356	628			1397 @ 17.68	101
1393	Damien O'LOUGHLIN	101	656	190	283	163			1393 @ 22.84	62
1390	Philip MARSHALL	176	263	916	35				1390 @ 22.06	74
1388	Doug TAYLOR			270	1118				1388 @ ?	
1380	Angelo FATONE				39	857	188	296	1380 @ 28.16	98
1375	Jim DICKSON			130	863	382			1375 @ ?	
1371	Darcy del RIO	78	267	420	370	51	185		1371 @ 27.42	63
1369	Gavin NELSON	595	591	132	3	48			1369 @ 19.01	106
1355	Tony MARINELLI				220	961	104	70	1355 @ 15.57	95
1346	Jack ROYCE	17	687	564	59	19			1346 @ 15.30	115
1345	Tom CLINCH		55	695	595				1345 @ ?	150
1330	Harry FIMMELL	258	1008	64					1330 @ ?	30
1326	Carson CARROLL	94	1013	219					1326 @ ?	
1325	Andy RICHARDSON	33	618	319	237	87	31		1325 @ 19.49	86
1319	Des McCABE-DOYLE	1319							1319 @ ?	34
1318	Craig MIDDLEMISS	76	94	1116	32				1318 @ ?	2
1316	Scott MULLEN	337	408	65		102	404		1316 @ 18.54	136
1316	Peter GILBY	66	162	1003	85				1316 @ ?	
1315	Richard DALTON		251	133	556	323	52		1315 @ 18.52	104
1311	Patrick EASTMAN	27	802	151	38	8	285		1311 @ 24.74	63
1305	Dean DUTHIE	18	309	693	44	22	219		1305 @ 21.05	71
1293	Rob CASSIO	470	278	404	141				1293 @ ?	
1285	Ronnie McKENNA	528	757						1285 @ 49.42	31
1279	Warwick HADFIELD OAM				126	360	693	100	1279 @ 15.99	149
1278	Keith MEANEY	1278							1278 @ ?	99
1270	James BOTTOMLEY	430	646	193			1		1270 @ 20.16	77
1260	Stephen MAXWELL		601	411	148	100			1260 @ ?	
1260	Matthew SCOTT			283	920	57			1260 @ 42.00	55
1258	Andrew KNOTT		89	1082	87				1258 @ 23.30	63
1251	Brendan DOOLEY	67	442	236	190	57	259		1251 @ ?	
1245	Tom MEREDITH	1245							1245 @ 32.76	44
1234	Gavin CASTLE	1234							1234 @ 18.42	80
1222	Rob WEDDELL	1222							1222 @ 18.80	70
1222	Ben MITCHELL				33	357	832		1222 @ 20.71	90
1220	Scott DIMOVSKI	76	766	212	137	29			1220 @ 18.48	74
1218	Michael KELSON	1218							1218 @ 25.91	46
1210	Rae SINCLAIR	1210							1210 @ 25.21	72
1208	Riley FERGUSON	799	409						1208 @ 35.53	37
1205	Daryl HAY		114	331	760				1205 @ ?	
1191	Sunny KAKYAL			1	0	865	325		1191 @ 26.47	61
1190	Tony HEDLEY		392	449	255	94			1190 @ 23.80	54
1185	Paul SHAKESPEARE			139	972	74			1185 @ 22.36	57

1000 runs or more

TOTAL	for the Club in all elevens							TOTAL	GAMES PLAYED	
	1sts	2nds	3rds	4ths	5ths	6ths	7ths			
1183	Lucas FRIEND		143	386	607	47			1183 @ 14.60	118
1182	Matthew WRIGHT	1182							1182 @ 20.38	54
1164	Toby SUDWEEKS		1	350	272	233	308		1164 @ 22.82	65
1159	Phil L. WILLIAMS	1159							1159 @ 46.36	27
1155	Trevor EGAN	664	267	221	3				1155 @ ?	26
1150	Bruce NUNN	1150							1150 @ 27.38	48
1149	John L. TAYLOR				836	247	66		1149 @ ?	171
1144	Lindsay WHITE Snr			546	598				1144 @ ?	
1143	Simon RAU	45	110	174	177	569	68		1143 @ 19.05	76
1140	Colin PURNELL	1140							1140 @ 30.00	46
1137	Andrew BISHOP				16	101	1020		1137 @ 19.95	87
1133	Jai SHEAHAN	74	267	159		387	246		1133 @ 27.63	49
1130	Jeff VINKEN	466	520	105	24	6	9		1130 @ 21.32	108
1123	Shane MURDOCH	995	128						1123 @ 24.96	54
1122	James PURCELL			14	56	660	226	166	1122 @ 9.35	200
1116	Justin GARDNER			137	588	164	227		1116 @ ?	
1107	Cory MATHIESON	1107							1107 @ 21.71	60
1104	Jack WOOD	962	142						1104 @ 36.80	35
1102	Andrew SADOWY			4	462	636			1102 @ 33.39	42
1101	Mick WOOD	904	197						1101 @ 26.21	47
1101	Morrie RUSSELL	3	1098						1101 @ ?	114
1096	Ryan HICKEY				178	441	477		1096 @ 28.10	53
1083	Peter LANDERS				126	395	562		1083 @ 23.54	55
1072	Robert BLACKMAN				1072				1072 @ ?	
1052	Len REID	1052							1052 @ 25.66	48
1050	Craig WARREN				348	692	10		1050 @ ?	
1050	Sam EASON	177	406	347	120				1050 @ 14.19	79
1046	Mark COWAN		86	762	198				1046 @ ?	
1046	Daryl HEWAT		14	44	416	572			1046 @ ?	
1040	Allan MAJOR		113	578		226	123		1040 @ ?	
1036	Mark CHEATLEY	33	406	597					1036 @ ?	6
1035	Graeme ROSS	392	630				13		1035 @ 31.36	43
1029	Andrew SMITH	266	763						1029 @ ?	
1026	Steve J. HEDLEY	1026							1026 @ ?	75
1014	Dylan HODGE	997	17						1014 @ 21.57	64
1011	Levi IRVING		46	180	409	254	122		1011 @ 22.98	67
1009	Ross CORBETT					423	329	257	1009 @ 12.94	118
1009	Isaac HOGAN	1001	8						1009 @ 25.23	44
1007	Jake CLARK				34	973			1007 @ 26.50	49

Centuries

Since 1910/11 a total of 613 centuries have been scored by Newtown and Chilwell batsmen.

This total is divided into:	140	First XI centuries
	91	Second XI centuries
	87	Third XI centuries
	102	Fourth XI centuries
	101	Fifth XI centuries
	35	Sixth XI centuries
	5	Geelong Cricket Cup One day Competition (Capital Cup)
	46	Junior centuries

Of the 567 senior tons, the legendary Vin Hassett leads the list of individual century makers with seventeen, all in the First Eleven.

Multiple scorers include:

17	V. X. HASSETT				
12	N. CRANE				
11	R. MITCHELL				
10	M. BOWTELL				
9	S. WELLS	A. WINDT			
8	F. JUST	S. LEWIS			
6	GEOFF WELLS	R. MERRIMAN	D. N. ROYCE	D. MURRAY	
	GREG WELLS	T. CLARK	B. NEVILLE	R. KIDDLE	
5	C. LYNCH	R. D. PEARCE	P. MORGAN	A. LAVARS	P. SHEAHAN
	G. WHITESIDE	A. DEVLIN	F. TUSKES	R. BENNETT	
4	D. A. SHAW	I. R. W. POULTON	A. P. ANDERSON	B. FLANAGAN	M. MERRIMAN
	T. MITCHELL	B. J. EDWARDS	K. LE HUNT	P. DUFFIELD	M. PITARO
	B. GOGGIN	D. HAY	M. ELLIS	R. McKENNA	

For the record Neville Crane has made a total of 20 GCA centuries, Mike Bowtell (16) and Frank Just (11).

Prolific century makers Neville Crane and Russell Mitchell hold the distinction of having scored a century in five different senior N.&C.C.C. elevens.

Stephen Wells and Tim Clark have made them in four sides. Russell Mitchell is the only player to have scored two double centuries.

A group of eight have made tons in three different teams. These are: Rob Sheringham, Murray Box, Ken Le Hunt, David Shaw, Dale Pearce, Shaun Johnstone (in the one season), Hugh Wallace-Smith, Mick Merriman, Kevin Higgins, David Murray, Greg Wells and Dev Royce.

FIRST CENTURY SCORES IN EACH ELEVEN

First XI	- G. SMART	100 versus South Geelong on 10/1/1912
Second XI	- J. CONDER	108 versus Corio in 1951/52
Third XI	- A. TUCKER	104 in 1949/50
Fourth XI	- F. DAWBER	110* versus Corio in 1953/54
Fifth XI	- B. FLANAGAN	149 versus St. Josephs in 1975/76
Sixth XI	- PETER TWADDLE	112 versus Marshall 3/02/79

In the 1973/74 Second XI Grand Final Neville Crane became the first player to score a double century (218).

The first junior centuries were scored by D. Trait (108) and R. Le Hunt (109) in the Under 15 Just Shield against G.W.C. & F.C. in December 1959.

Tim Clark made a record club junior score of 189 not out against East Belmont in the Under 16 Just Shield on 01/03/1997.

Nicholas Fairchild scored 160 against South Barwon on 15/02/2014 in the under 17 Just Shield.

Double Centuries

237	Stephen WELLS	in the FIRSTS
231	Jamie PESCOTT	in the FOURTHS
218	Neville CRANE	in the SECONDS
216	Adam LAVARS	in the THIRDS
213 not out	Russell MITCHELL	in the FIRSTS
213	George CAMERON	in the SECONDS
209 not out	Peter DUFFIELD	in the SIXTHS
205 not out	Gavan CLARK	in the FIFTHS
208	Russell MITCHELL	in the FIFTHS
202 not out	Michael BOWTELL	in the FIRSTS
200 not out	Don ROYCE	in the FIFTHS

OTHER SCORES OVER 150

198	- J. TEGELHUTER	(2nds)	164	- D. N. ROYCE	(3rds)
198	- G.G. OMAN	(5ths)	162	- G. WHITESIDE	(5ths)
191	- V. X. HASSETT	(1sts)	160	- K. HIGGINS	(5ths)
191	- D.W. LAWRENCE	(1sts)	160 not out	- J. SHEAHAN	(5ths)
191	- A. PATCHING	(4ths)	159	- P. SHEAHAN	(4ths)
189	- F. JUST	(1sts)	158 not out	- R. KIDDLE	(1sts)
187	- P. L. WILLIAMS	(1sts)	157	- H. Mc DONALD	(5ths)
187	- N. CRANE	(3rds)	154 not out	- B. NEVILLE	(1sts)
185	- C. CUNLIFFE	(4ths)	154 ret. hurt-	T. D. JARMAN	(2nds)
184 not out	- S. LEWIS	(6ths)	154	- J. SCOTT	(6ths)
179	- R. MITCHELL	(2nds)	154	- I. R. W. POULTON	(4ths)
178	- J. DUFF	(2nds)	154	- G. P. WELLS	(Navy 5ths)
177	- T. CLARK	(4ths)	154	- A. DEVLIN	(5ths)
177	- G. SANDS	(5ths I)	153	- R. FERGUSON	(2nds)
174	- A. SMITH	(2nds)	153 not out	- S. REIDY	(2nds)
173 not out	- D. A. SHAW	(2nds)	152 not out	- T. MITCHELL	(3rds)
173 not out	- T. MARSHALL	(6ths)	152 not out	- R. BENNETT	(3rds)
172 not out	- L. WIERZBOWSKI	(4ths)	151	- R. KIDDLE	(1sts)
170 not out	- H. WALLACE-SMITH	(5ths I)	151	- S. WELLS	(2nds)
170	- J. SHAW	(1sts)	151	- S. MURDOCH	(1sts)
170	- S. SUTTERBY	(6ths)	150 ret. hurt-	N. CRANE	(4ths)
168	- D. A. SHAW	(3rds)			
167	- B. FLANAGAN	(5ths)			
165	- R. SHERINGHAM	(6ths)			
165	- R. MITCHELL	(3rds)			

CENTURY ON DEBUT WITH THE CLUB

104	- Jack JAQUES	First XI	in 1939/40
112	- Harry HEARD	First XI	in 1940/41
150 ret. hurt	- Neville CRANE	Fourth XI	in 1964/65
104 not out	- Michael BOWTELL	First XI	in 1973/74
149	- Barry FLANAGAN	Fifth XI	in 1975/76
165	- Rob SHERINGHAM	Sixth XI	in 1979/80
128 not out	- Lindsay BENDER	Fourth X	in 1980/81
102 not out	- Nigel BARLOW	Third XI	in 1992/93
100 not out	- Mark ANDERSON	Sixth XI	in 1999/2000
110 not out	- Jason TRETOWAN	5 th XI Navy	in 2003/04
140	- Feroze KHUSHI	Third XI	on 28/10/2017
104	- George RHODES	First XI	on 12/11/2022

SUCCESSIVE CENTURIES (consecutive innings with the club)

Frank JUST	scored 104 against Geelong Footballers on 21/1/1933 and 101 against South Geelong on 04/02/1933 in the Firsts.
Vin HASSETT	scored three successive centuries (104, 105, 118) during the 1938/39 season in the Firsts.
Denis ECKSTEDT	scored successive centuries against Chanel (120) and South Barwon (114) in the Thirds in season 1965/66.
John CLARKE	completed his second consecutive century (122) against City after making 123 against Bell Post Hill in the Capital Cup.
# Michael BOWTELL	made successive centuries in the 1978/79 and 1979/80 Firsts Grand Finals (130, 101).
Peter DUFFIELD	made 105 not out against East Belmont and 123 against Thomson in the Fifths in 1984/85.
Harry HEARD	scored successive centuries against Harvester (112) on Club debut, 19/10/1940, and 101 versus Federal Mills in the 1sts 26/10/1940.
Trent MARSHALL	scored 173 not out against Grovedale and 102 against St. Mary's in successive innings in 1992/93 in the 6ths.
Don ROYCE	scored 200 not out against St. Josephs on 23/10/1993 in the Fifths and 120 against Lara 5ths on 30/10/1993.
Darryl HAY	made 146 against Lara Fourth on 26/2/1994 and 105 versus South Barwon 4ths on 6/3/1994.
Mark COWAN	made 131 against Grovedale 3rds on 23/12/1995 and 142 not out versus North Geelong 3rds on 17/1/1996.
Russell MITCHELL	made 109 against North Geelong Seconds on 24/1/1996 and 102 versus South Barwon Firsts on 3/2/1996.
Adrian WINDT	made 122 against Leopold Thirds on 13/12/1997 (round 6) and 114 not out versus Bell Post Hill Fifth on 17/1/1998 (round 7).
Ben NEVILLE	made 154 not out against North Geelong Firsts on 3/11/2001 (round 3) and 110 against Geelong City on 17/11/2001 (round 4).
Luke MULLER	made 117 against St Peters Firsts on 5/01/2002 (round 7) and 102 against Bell Post Hill on 26/01/2002 (rd 8).
Adam LAVARS	made 105 in the 3rds against St Josephs Thirds on 26/11/2005 (round 7) and 123 against Highton 3rds on 10/12/2005 (round 8).
Kane GRAMBEAU	made 138 not out against Murgheboluc Fifth on 2/11/2013 followed by 124 not out against Geelong City Fifth on 9/11/2013.
George RHODES	made consecutive centuries 104 versus Lara in round 1 (12/11/2022) and 103 versus Grovedale in round 3(26/11/2022) in the 1st XI. Round two against Highton was washed out


JUNIOR PLAYERS TO MAKE SENIOR CENTURIES

The following players have made senior eleven centuries whilst playing in the junior ranks:

Ken LeHUNT	108 not out in the 3 rd XI on 18/02/1967 aged 15 years & 139 days
Harvey DAVIS	127 in the 3 rd XI versus Leopold on 09/03/1968 (semi final, batted no.8) aged 15yrs & 5 days.
KJ (John) TAYLOR	120 in the 4 th XI vs East Belmont on 09/03/1968 (semi final) aged 16yrs/28 days.
Russell MITCHELL	103 not out in the 4 th XI versus South Barwon in semi final on 16/03/1980 aged 15yrs/273 days.
Hamish McDONALD	157 in the 5 th XI versus Grovedale on 20/02/1993 aged 16yrs/61 days.
Tim CLARK	115 in the 5 th XI versus Grovedale on 18/11/1995 aged 14yrs/297 days.
James BLIGHT	101 in the 5 th XI versus Highton on 26/01/2008 aged 16yrs/11 days
Oscar HILL	102 not out in the 4 th XI versus Murgheboluc on 18/11/2017 aged 16yrs/340 days.
Lachlan MARTIN	122 not out in the 4 th XI versus Bell Post Hill on 01/12/2018 aged 16 yrs/59 days.
Jacob HARMON	110 in the 4 th XI versus South Barwon on 10/02/2024 aged 16 years/202 days

First XI Centuries

<p>17 - V.X. HASSETT (112no, 109, 119, 100, 129no, 120, 118, 104, 105, 118, 122, 191, 107no, 144, 127, 100, 105)</p> <p>8 - F. JUST (122no, 189, 101, 104, 101, 103, 115, 104) - M. BOWTELL (202no, 104no, 118no, 135, 130, 101, 109, 120no)</p> <p>5 - S. WELLS (237, 146, 137, 110, 109) - B. NEVILLE (123, 154no, 110, 146, 113)</p> <p>4 - R.F. MERRIMAN (132, 122no, 108, 102no) - B.J. EDWARDS (100, 114, 105, 111no)</p> <p>3 - P.L. WILLIAMS (104no, 130, 187) - H. HEARD (112, 101, 145) - C. PURNELL (114no, 115, 101no) - G.P. WELLS (104, 106, 116) - C. J. LYNCH (113, 108, 103) - B. GOGGIN (130no, 102, 106) - R. KIDDLE (151, 119, 158 no)</p> <p>2 - J. COWPERTHWAITTE (118, 129) - J. JAQUES (104, 100) - J. MULROYAN (114, 118) - J.D. Mc CABE-DOYLE (102, 103no) - L. METHERALL (134, 148) - A. GOSBELL (112, 104) - N. CRANE (128, 101no) - A.G. SCHOFIELD (114, 101no) - B. YOUNG (106no, 100) - R. MITCHELL (213, 102) - H. CLARKE (116, 118) - L. MULLER (117, 102) - H. STEPHENSON (145, 127no) - D.W. LAWRENCE (111, 191) - G. CLARK (115, 100) - I. HOGAN (101no, 104) - George RHODES (104, 103) - Patrick McKENNA (115no, 141no) - Ronnie McKENNA (104, 106)</p>	<p>1 - G. SMART (100) - H. HASSETT (100no)</p> <p>- G. M. WELLS (115) - R. HIGGINS (121) - A. G. BAIRD (114) - L. BYRNE (116) - J. SHAW (170) - L. REID (111) - W. ORCHARD (107no) - M. BOX (101)</p> <p>(118, 151) R. ISNARD (104no) - K. MEANEY (117no) - V. HORNSEY (105no) - S. LUNN (114) - K. Le HUNT (125no) - W. OMAN (100) - J. CLARKE (122) - M. WOOD (117no) - T. CLARK (104) - M. KELSON (115) - A. CROFT (100no) - B. MERRIMAN (109no) - J. WOOD (136no) - R. FERGUSON (117) - J. CLARK (142) - S. MURDOCH (151) - J. SIMSON (100) - George CHISHOLM (106) - R. GIBSON (145no) - A. BOYD (109) - T. MEREDITH (106no) - C. BINGHAM (103no) - C. DEARY (116)</p>
--	---



Sixteen year old Vin Hassett pictured right with younger brother Lindsay (14) seated around the 1928/29 Newtown Senior Matting premiership trophy.



Second XI Centuries

- 6 - N. CRANE (218, 142no, 137, 135, 121no, 100)
- 5 - G. M. WELLS (138, 137no, 120, 115, 104)
- 3 - I. R. W. POULTON (114, 110, 100)
- R. MITCHELL (109, 130, 179)
- 2 - D. A. SHAW (173no, 115)
- S. WELLS (151, 110)
- A. P. ANDERSON (128, 107no)
- M. MERRIMAN (122, 120)
- K. Le HUNT (113, 112)
- M. BOX (106, 101no)
- P. JEFFERIES (117, 117)
- A. SMITH (174, 123)
- T. CLARK (134, 101no)
- D. FLEET (107 no, 100no)
- R. FERGUSON (105no, 153)
- R. KIDDLE (110, 101no)
- R. BENNETT (100, 118)
- T. WINDUS (127, 112)
- R. McKENNA (114, 123)
- 1 - J. MULROYAN (113)
- G. CAMPBELL (107no)
- G. RHODES (113)
- G. BLAKE (105no)
- A. RANNER (105)
- J. SHAW (126)
- M. CHEATLEY (103)
- S. LUNN (114 rh)
- R. SHERINGHAM (101no)
- J. CONDER (108)
- K. J. TAYLOR (102no)
- R. D. PEARCE (107)
- M. JONSTON (113no)
- D. MURRAY (124)
- T. MITCHELL (101no)
- M. DONAGHY (100)
- T. TROUGHTON (100)
- B. GOGGIN (120)
- G. ROSS (102)
- I. HASTIE (100)
- H. WALLACE-SMITH (101)
- L. MULLER (108)
- Dev ROYCE (101)
- B. NEVILLE (147no)
- T.D. JARMAN (154rh)
- H. STEPHENSON (125 no)
- M. WOOD (107no)
- J. DUFF (178)
- J. REES (110no)
- A. GARRIGAN (119)
- P. EASTMAN (119)
- G. CAMERON (213)
- J. WOOD (142no)
- J. SIMSON (122)
- J. BOTTOMLEY (124no)
- S. REIDY (153no)
- D. MANTHORPE (128*)
- J. TEGELHUTER (198)



Third XI Centuries

- 7 - A. WINDT (122, 103, 132, 115, 121, 114, 116no)
- 4 - A. LAVARS (216, 105, 123, 100)
- 3 - A. C. MARSHALL (134no, 112, 102)
- T. MITCHELL (137no, 129, 152no)
- R. MITCHELL (102, 165, 143)
- R. BENNETT (102, 152no, 118)
- 2 - R. LUCAS (111, 100no)
- D. EKSTEDT (120, 114)
- A. TUCKER (111no, 104)
- D. BARNES (143, 112 ret.)
- G. Mc KAY (110, 100)
- M. COWAN (142no, 131)
- M. ELLIS (111, 127)
- A. O'CONNOR (101 no, 112)
- J. BATTENALLY (134, 108no)
- 1 - N. CRANE (187)
- D. N. ROYCE (164)
- H. DAVIS (127)
- J. DAVIDSON (110)
- R. BEEKHOF (108)
- P. GILBEY (102)
- M. KERGER (108no)
- R. D. PEARCE (104no)
- M. ELLIS (109)
- C. MIDDLEMISS (100)
- A. RICHARDSON (107no)
- D. A. SHAW (168)
- G. CAMPBELL (114)
- K. Le HUNT (108no)
- A. JEFFREYS (104no)
- L. WHITE Snr (108)
- R. CASSIO (127)
- M. BOX (100)
- S. JOHNSTONE (104)
- D. BIVIANO (101no)
- M. CHEATLEY (103no)
- I. HASTIE (121)
- DEV ROYCE (107)
- H. WALLACE-SMITH (106no)
- A. CALNON (105)
- N. BARLOW (102no)
- M. CHEATLEY (145no)
- D. HAY (140)
- S. PAYNE (142no)
- K. HIGGINS (113)
- S. WELLS (135)
- D. DUTHIE (131)
- H. MIDDLETON (135)
- Paul BROWN (111)
- D. O'LOUGHLIN (129)
- C. CUNLIFFE (101 no)
- A. HENDERSON (144no)
- L. SHARRY (104no)
- J. LEWIS (108no)
- S. EASON (119)
- D. DeRIO (125)
- B. TWADDLE (109)
- C. BISHOP (103)
- M. AINSWORTH (101) qual final
- F. KHUSHI (140) on debut
- S. JEFFERIES (113no)
- R. KIDDLE (131)

Fourth XI Centuries

4	- D. MURRAY	(128, 107, 102, 102)
	- P. SHEAHAN	(112no, 108no, 159, 101)
	- S. LEWIS	(122, 106, 124rh, 109)
	- F. TUSKES	(112no, 105no, 138no, 117)
3	- D. HAY	(145no, 124, 105)
	- R. D. PEARCE	(120no, 102no, 107)
	- F. DAWBER	(110no, 110, 103)
	- S. DAY	(102, 113, 101)
	- G. WHITESIDE	(126, 123, 105)
	- C. CUNLIFFE	(148, 185, 144no)
2	- A. BOYCE	(115no, 101no)
	- R. F. MERRIMAN	(135no, 103)
	- W. OMAN	(113, 100no)
	- E. GROSS	(101, 102no)
	- M. PITARO	(108no, 105)
	- N. CRANE	(150 rh, 114)
	- A. DEVLIN	(116, 104)
	- T. CLARK	(100no, 177)
	- R. MITCHELL	(103no, 135)
	- I. HASTIE	(115, 134)
	- A. PATCHING	(191, 102)
	- M. SCOTT	(107no, 136 no)
1	- D. TAYLOR	(129)
	- L. BENDER	(128no)
	- B. IVERMEE	(109)
	- W. HOOD	(117)
	- B. GEAR	(100no)
	- S. JOHNSTONE	(113no)
	- R. BLACKMAN	(118)
	- K. J. TAYLOR	(120)
	- M. MERRIMAN	(114)
	- R. CASSIO	(118no)
	- L. WHITE Snr	(128)
	- A. FOSTER	(107)
	- I. R. W. POULTON	(154)
	- M. JOHNSON	(113no)
	- D. FAREY	(120)
	- D. BARNES	(115)
	- B. FLANAGAN	(115)
	- Dev. ROYCE	(113)
	- J. THIELE	(100)
	- J. GARDNER	(101no)
	- K. HIGGINS	(146)
	- M. ELLIS	(133)
	- A. POTTER	(103no)
	- M. COWAN	(112)
	- A. HOOD	(113)
	- M. SUVOLTUS	(108no)
	- A. O'CONNOR	(113)
	- A. HENDERSON	(103no)
	- C. HOCKING	(124)
	- C. CUNLIFFE	(100)
	- J. PESCOTT	(231)
	- L. WIERZBOWSKI	(172no)
	- A. CONNELL	(138)
	- J. LEWIS	(125no)
	- P. SHAKESPEARE	(137)
	- C. BISHOP	(100)
	- T. LOGAN	(117)
	- O. HILL	(102no)
	- L. MARTIN	(122no)
	- D. OBORNE	(102)
	- R. KIDDLE	(101)
	- J. BATTENALLY	(102)
	- M. AINSWORTH	(103)
	- J. HARMON	(110)

Fifth XI Centuries

5	- D. N. ROYCE	(200no, 146, 140, 111, 120)
3	- P. DUFFIELD	(123, 105no, 104no)
	- B. FLANAGAN	(149, 109, 167)
	- G. CLARK	(101no, 205no, 104)
	- A. GOVE	(102no, 111, 126no)
	- A. DEVLIN	(101no, 102, 154)
2	- A. P. ANDERSON	(116, 104)
	- G. SANDS	(177, 106)
	- A. FOSTER	(100, 106no)
	- P. MORROW	(113, 110no)
	- G. BRIGGS	(130, 104no)
	- I. Mc GREGOR	(127, 117no)
	- A. MAJOR	(116, 115no)
	- M. PITARO	(110no, 128)
	- B. GILLETT	(118no, 144rh)
	- G. WHITESIDE	(125, 162)
	- P. MORGAN	(148, 105)
	- G. L. CHISHOLM	(104, 100)
	- P. NUNN	(127, 134)
	- A. WINDT	(114no, 124)
	- J. SHEAHAN	(160no, 125)
	- S. GRAMBEAU	(138no, 124no)
	- T. LOGAN	(104, 109no)
	- A. PATCHING	(101, 120)
1	- R. MITCHELL	(208)
	- D. BAUM	(113no)
	- R. SHERINGHAM	(120)
	- S. JOHNSTONE	(100)
	- G. OMAN	(198)
	- P. STEVEN	(103no)
	- R. STEVEN	(122no)
	- W. ELLIOTT	(124)
	- W. HOOD	(102no)
	- G. PRIDDLE	(125)
	- M. JOHNSTON	(110)
	- R. GEAR	(112no)
	- P. WHITESIDE	(134no)
	- R. ALLEN	(103)
	- A. BOYCE	(101)
	- B. BAHR	(113no)
	- D. BIVIANO	(122)
	- R. WARREN	(107)
	- H. WALLACE-SMITH	(170no)
	- D. CAMPIGLI	(149)
	- J. DICKSON	(114)
	- A. DEVLIN	(101no)
	- S. MAXWELL	(100)
	- H. Mc DONALD	(157)
	- Jamie Mc DONALD	(119no)
	- M. MERRIMAN	(117no)
	- T. CLARK	(115)
	- C. WARREN	(112no)
	- J. FISHER	(122)
	- L. SHARRY	(125)
	- S. RAU	(101)
	- D. FLEET	(114no)
	- K. HIGGINS	(160)
	- S. RAU	(107)
	- N. CRANE	(130no)
	- A. FATONE	(101no)
	- A. LAVARS	(120no)
	- J. TRETOWAN	(110no)
	- G. P. WELLS	(154)
	- P. SHEAHAN	(107)
	- J. BLIGHT	(101)
	- T. BOYLE	(117)
	- T. SUDWEEKS	(101)
	- S. LEWIS	(110no)

Cricket Cup (50 overs)

3	- T. MARSHALL	(173no, 119, 102)
	- S. LEWIS	(184no, 144no, 102no)
	- P. MORGAN	(101, 126, 103no)
2	- J. SCOTT	(154, 116)
	- D. CAMPIGLI	(107, 142)
	- M. ANDERSON	(100no, 141no)
	- G.P. WELLS	(103, 115)
1	- P. DUFFIELD	(209no)
	- R. SHERINGHAM	(165)
	- G. BLACKLEY	(146no)
	- G. NELSON	(115)
	- G. L. CHISHOLM	(114)
	- Peter TWADDLE	(112)
	- J. Mac LEOD	(111no)
	- D. SING	(104)
	- R. JONES	(103)
	- J. GARDNER	(101no)
	- S. SUTTERBY	(170)
	- D. MURRAY	(121)
	- S. WELLS	(131 ret.)
	- Justin ANDREWS	(117)
	- I. P. Mc GREGOR	(116)
	- C. DAY	(102)
	- S. EADE	(117)
	- W. HADFIELD	(126no)

2	- C. J. LYNCH	(131*, 100*)
	- M. BOWTELL	(104*, 111*)
1	- J. CLARKE	(122)

Batsman to score a century in a grand final:

FIRSTS

C. PURNELL	115 versus East Geelong	in 1934/35
G.M. WELLS	115 versus Geelong West	in 1948/49
L. REID	111 versus Leopold	in 1958/59
R.F. MERRIMAN	132 versus Geelong City	in 1959/60
M. BOWTELL	130 versus GWC & FC	in 1979/80
G. P. WELLS	116 versus North Geelong	in 1982/83

SECONDS

A.P. ANDERSON	128 versus South Barwon	in 1964/65
G.M. WELLS	120 versus Corio	in 1966/67
J. MULROYAN	113 versus Corio	in 1966/67
N. CRANE	218 versus East Belmont	in 1973/74

THIRDS

G. Mc KAY	100 versus Grovedale	in 1990/91
-----------	----------------------	------------

FOURTHS

L. WHITE (Snr)	128 versus Chanel College	in 1963/64
----------------	---------------------------	------------

FIFTHS

G. OMAN	198 versus Breakwater	in 1976/77
G. BRIGGS	130 versus Breakwater	in 1976/77
P. MORROW	113 versus Bell Post Hill	in 1981/82
P. NUNN	134 versus Grovedale	in 1999/2000



Multiple Century Makers in the same inning



FIRST XI (11)

versus Geelong Footballers on 3/11/1928
P. L. WILLIAMS 104 no H. HASSETT 100 no

versus Geelong West on 28/02/31
F. JUST 189 L. BYRNE 116

versus Geelong Footballers on 30/01/1937
V. X. HASSETT 129 not out C. PURNELL 115

versus Fords on 11/12/1937
L. METHERRALL 148 V. X. HASSETT 120

versus Geelong West on 20/11/1938
L. METHERRALL 148 D. Mc CABE-DOYLE 102

versus Geelong West on 2/03/1940
V. X. HASSETT 191 J. JAQUES 100

versus Thomson on 11/12/1971
G.P. WELLS 104 K. Le HUNT 125 not out

versus South Barwon on 3/02/1996
R. MITCHELL 102 H. CLARKE 116

versus St Peters on 5/01/2002
L. MULLER 117 H. STEPHENSON 145

versus North Geelong on 6/12/2003
M. KELSON 115 R. KIDDLE 158 not out

versus Grovedale on 18/11/2023
P. McKENNA 115 not out R. McKENNA 104

SECOND XI (6)

versus South Barwon on 1/2/1965
A.P. ANDERSON 128 G.M. WELLS 115

versus Corio in March 1967 grand final
G.M. WELLS 120 J. MULROYAN 113

versus Geelong City on 30/10/1976
G. RHODES 113 S. WELLS 110

versus Geelong West on 26/01/1985
M. MERRIMAN 122 D. MURRAY 124

versus Bell Post Hill on 4/03/2000
R. MITCHELL 130 T.D. JARMAN 154 r .h.

versus Geelong West on 29/01/2011
P. EASTMAN 119 R. FERGUSON 105no

THIRD XI (5)

versus East Belmont on 1/03/1969
D. A. SHAW 168 P. GILBEY 102

versus East Belmont on 12/11/1988
A. RICHARDSON 107 no M. CHEATLEY 103 no

versus Leopold on 14/01/94
S. PAYNE 142 not out K. HIGGINS 113

versus Newcomb & District on 4/03/2006
R. BENNETT 152 not out A. LAVARS 100

versus Bell Post Hill on 23/02/2013
S. EASON 119 D. DelRIO 125

FOURTH XI (6)

versus Geelong City on 24/02/1979
A. BOYCE 115 not out W. OMAN 113

versus South Barwon on 6/03/94
D. HAY 105 A. DEVLIN 104

versus Lara on 16/11/1996
M. COWAN 112 D. MURRAY 102

versus Bell Post Hill on 8/12/2007
J. PEScott 231 S. LEWIS 124 ret hurt

versus Geelong West on 6/03/2010
A. CONNELL 138 I. HASTIE 115

versus Leopold on 4/02/2012
C. CUNLIFFE 144* I. HASTIE 134

FIFTH XI (8)

versus Breakwater in grand final on 19/03/1977
G.G. OMAN 198 G. BRIGGS 130

versus South Barwon on 6/03/1994
P. DUFFIELD 123 R.SHERINGHAM 120

versus East Belmont on 1/03/1986
P. WHITESIDE 134 not out G.WHITESIDE 125

versus Lara on 23/01/1988
W. ELLIOTT 124 A. MAJOR 116

versus Bell Post Hill on 25/2/1989
G. SANDS 177 R. WARREN 107

versus Grovedale on 16/3/1996
J. FISHER 122 G.L. CHISHOLM 100

versus Lara on 18/10/2003
G. P. WELLS 154 J. TRETOWAN 110 no

versus Geelong City on 9/11/2013
K. GRAMBEAU 124no T. LOGAN 104

SIXTH XI (3)

versus St Marys on 4/10/1980
G. BLACKLEY 146 not out R. JONES 103

versus Corio in a one day game o 14/01/1984 versus
P. DUFFIELD 209 not out Graeme NELSON 115
G.L. CHISHOLM 114

versus St Marys on 12/12/1992
J. SCOTT 154 T. MARSHALL 102

The following players have made the most ducks with the club:

40	Rhys Bennett	= 14.76% of innings	
40	Adam O'Connor	= 11.66% of innings	
31	Neville Crane	= 7.18% of innings	
	Frank Tuskes	= 11.65% of innings	
30	Anthony Devlin	= 6.26% of innings	
	Anthony Sirgiannis	= 42.25% of innings	
29	Don Barton	= 20.86% on innings	
	Grant Whiteside	= 7.97% of innings	
27	Yves Roussety	= 15.79% of innings	
	Russell Mitchell	= 6.32% of innings	
25	Mick Pitaro	Gavan Clark	Dev Royce
	Alan Merriman	James Purcell	Harry Christie
23	Phillip Morgan	Tom Bates	Brendan Twaddle
22	Greg Wells	Andrew Green	David Leigh
	David Barnes	Matt Suvoltos	Adam Woollett
21	George Chisholm		
20	Stephen Lewis	Zac Stokes	

Ducks in the First XI:

23	Harry Christie	2014 to 2023 = 28.39% of innings
20	John Mulroyan	1951 to 1966 = 11.36% of innings
18	Yves Roussety	2005 to 2018 = 16.67% of innings
16	Barry Shaw	1957 to 1975 = 12.31% of innings
15	Vin Hassett	1929 to 1955 = 5.43% of innings
	George Chisholm	2006 to 2023 = 12.39% of innings

Most consecutive Ducks:

5 **Bernie MORGAN** recorded five "ducks" in his first five innings with the club in the 1st XI to wrap up the Duck Award in season 1985/86.

James Purcell made five consecutive ducks in the 5th XI to equal the club record held by Bernie Morgan.

4 **David Barnes** scored four consecutive ducks in the 1st XI in season 1981/82.

The Pair

The following players have recorded the unenviable performance of making a "pair of ducks" in a First Eleven game.

G. YALLAND	versus South Geelong in round 3, 1910/11
C. PURNELL	versus South Geelong in round 4, 1911/12
G. SCOTT	versus South Geelong in round 3, 1910/11
H. LAWLER	versus East Geelong in round 6, 1911/12
R. SCOTT	versus South Geelong in round 6, 1910/11
D. LEE	versus South Geelong in round 3, 1910/11
A. DAVID	versus Geelong Footballers in round 7, 1928/29
E. LOOKER	versus North Geelong in round 2, 1931/32
G. SCHOFIELD	versus East-Geelong in the 1934/35 grand final
D. RANKIN	versus Geelong West in round 2, 1937/38
J. RUSSELL	versus High School East in round 5, 1937/38
D. ORCHARD	versus Geelong West in round 10, 1937/38
W. ORCHARD	versus Federal Mills in round 8, 1941/42
G. LOGIE-SMITH	versus GWC&FC in the 1945/46 grand final
J. JAMES	versus Geelong Footballers in October, 1946
J. CONDER	versus Geelong West in October, 1951
P. CRICHTON	versus Geelong City in March 1952 (grand final)
G.M. WELLS	versus South Barwon in round 2, 1956/57
L. REID	versus Leopold in January, 1958
G.M. WELLS	versus Corio in January, 1960
M. MITTON	versus Corio in January, 1960
R. MERRIMAN	versus South Barwon in February 1960
I. WILLIAMSON	versus GWC & FC in November 1961 included in five ducks for season, four consecutive.
L. FERGUSON	versus Corio in January, 1964 included in four consecutive ducks.
G. TURNER	versus Corio in January, 1964
L. SMITH	versus South Barwon in February, 1966
D. BLAIR	versus South Barwon in February, 1966
R. SUMMERS	versus South Barwon in February, 1966
R. FOSTER	versus Geelong City in October, 1967
N. CRANE	versus South Barwon in December, 1970
C.J. LYNCH	versus GWC & FC in semi final in March, 1978
B. MORGAN	versus South Barwon in November 1985 included in five successive ducks.
N. RICHARDSON	versus Grovedale in November 2007
Y. ROUSSETY	versus Grovedale on 29/11/08
Y. ROUSSETY	versus East Belmont on 28/02 & 7/03/09
C. MATHIESON	versus Bell Post Hill on 6 & 13 November 2011
R. FERGUSON	versus Bell Post Hill on 6 & 13 November 2011, 3 consecutive ducks.

ALSO

A. GOVE	versus St Josephs in the Fourths in January 1999.
N. RAU	versus St Peters in the Thirds in January 2004 facing just one ball in the match
W. HADFIELD	versus Corio Bay in the Fifths in January 2005
J. DAVIS	versus Grovedale Seconds in October/Nov 2007
G. WHITESIDE	versus Grovedale Seconds in November 2007
N. VASEY	versus North Geelong Seconds in Feb/March 2015
A. GARRIGAN	versus North Geelong Seconds in Feb/March 2015
M. KEAST	versus North Geelong Seconds in November 2018



500 runs or more in a grade



FIRST XI	runs
HASSETT, VIN X.	8640
BOWTELL, MICHAEL	4680
WELLS, STEPHEN D.	4627
WELLS, GREG P.	4543
MERRIMAN, ROBERT F.	4036
EDWARDS, BRIAN J.	3804
MULROYAN, JACK	3462
SCHOFIELD, A.GEORGE	3364
WELLS, GEOFF M.	3100
JUST, FRANK	2990
NEVILLE, BEN	2963
GOGGIN, BRETT	2936
LYNCH, CHRIS J.	2837
BOX, MURRAY	2823
KIDDLE, ROD	2806
GOSBELL, A.J. (IKE)	2786
CLARKE, HAYDEN	2585
SHAW, DAVID A.	2510
YOUNG, BRAD	2166
BINGHAM, COOPER	2130
DAVIS, KEN H.	2125
JEFFERIES, TONY	2035
ANDERSON, A. PAUL	2028
CHISHOLM, GEORGE	2005
MULLER, LUKE	1932
CRANE, NEVILLE	1896
MITCHELL, RUSSELL	1844
ROUSSETY, YVES	1711
COWPERTHWAITTE, JAMES	1663
PROFITT, VIC H.	1640
CLARKE, JOHN R.	1624
De GOLDI, LAURIE	1594
POULTON, IAN R.W.	1548
STEPHENSON, HARVEY	1524
SHAW, BARRY	1478
OMAN, GEOFF	1447
MULLER, JASON	1349
CLARK, TIM	1319
Mc CABE-DOYLE, DES	1319
SIMSON, JOHN	1314
MEANEY, KEITH	1278
REES, JOHN	1257
Le HUNT, KEN	1248
CASTLE, GAVIN	1234
WEDDELL, ROBERT	1222
KELSON, MICHAEL	1218
SINCLAIR, RAE	1210
WRIGHT, MATTHEW	1182
SIMSON, WILLIAM	1172
MEREDITH, TOM	1136
WILLIAMS, PHIL L.	1159
NUNN, BRUCE	1150
PURNELL, COLIN	1140
MATHIESON, COREY	1107
HOGAN, ISAAC	1001
HODGE, DYLAN	997
JEFFERIES, PETER	1053
REID, LEN	1052
SHAW, JOHN	1036
HEDLEY, STEVE J.	1026
MURDOCH, SHANE	995
RHODES, GRAEME	988
HIGGINS, RUSSELL	981
HOSKING, TIM	978

FIRST XI	runs
WOOD, JACK	962
LUNN, STEPHEN	940
WOOD, MICHAEL	904
BARNES, DAVID	809
FEGAN, FRANK	803
HEARD, HARRY	803
JARMAN, TIM	791
SUTTERBY, SIMON	780
BROWNE, MARK	756
McKENNA, PATRICK	712
HUCKER, SCOTT	711
PEARCE, SIMON	709
Mc DONALD, NORM	687
HORNSEY, VIC	683
KELLY, PETER	683
EGAN, TREVOR	664
De GOLDI, RUSSELL	659
BYRNE, LARRY	646
HOLDEN, BRUCE	641
HIRST, JACK	637
STANLEY, ALEX	621
DENNY, DALE	620
NELSON, GAVIN	595
STACEY, BRAD	587
HICKLETON, DENIS	573
JAMES, JACK	568
TAYLOR, K. JOHN	564
LAWRENCE, DANIEL W	556
HASTIE, IAN	555
BENNETT, RHYS	544
DAVID, T. ARTHUR	541
RICHARDSON, NICK	539
FALCONER, PETER	534
SPARK, RON	538
McKENNA, RONNIE	528
JAQUES, JACK	520

SECOND XI	runs
R. MITCHELL	4732
G.M. WELLS	3763
M. MERRIMAN	3348
I. HASTIE	3343
R. BENNETT	2438
Dev ROYCE	2609
K.J. TAYLOR	2107
J. MULLER	2029
N. CRANE	2006
D. FLEET	1993
D. HICKLETON	1948
I.R.W. POULTON	1925
T.D. JARMAN	1785
A. GARRIGAN	1625
S. MITCHELL	1620
D. JEWELL	1595
D. BARNES	1543
J. LEWIS	1499
D.A. SHAW	1411
A.P. ANDERSON	1296
J. TEGELHUTER	1226
T. CLARK	1224
J. REES	1176
P. JEFFERIES	1132
T. MITCHELL	1124
J. MULROYAN	1108

SECOND XI	runs
R.D. PEARCE	1099
M. RUSSELL	1098
W. SIMSON	1078
J. THIELE	1057
M. BOX	1046
J. DUFF	1037
S. WELLS	1024
K. Le HUNT	1023
Carson CARROLL	1013
H. MIDDLETON	1011
H. FIMMELL	1008
G. RHODES	949
A. TONKIN	922
J. CONDER	901
T. HOSKING	865
R. JEWELL	842
R. KIDDLE	837
D. FAREY	821
P. EASTMAN	802
A. SMITH	763
R. McKENNA	757
W. OMAN	750
S. DIMOVSKI	743
Y. ROUSSETY	729
R. SHERINGHAM	692
B. NEVILLE	691
B. SHAW	690
J. ROYCE	687
S. LUNN	686
H. CLARKE	685
D. O'LOUGHLIN	656
B. FLANAGAN	650
J. BOTTOMLEY	646
G. ROSS	630
A. RICHARDSON	618
S. SUTTERBY	612
T. THIELE	602
S. MAXWELL	601
S. JEFFERIES	599
A. WRIGHT	597
Gavin NELSON	591
C. NELSON	581
L. MULLER	580
P. STEVEN	577
T. STACEY	577
A. GOVE	564
Phil TWADDLE	560
L. WHITE Snr.	546
L. SHARRY	532
J. VINKEN	520
I. DALRYMPLE	510
S. FRANKLIN	508

500 runs or more in a grade

THIRD XI		FOURTH XI		FIFTH XI		SIXTH XI	
	runs		runs		runs		runs
A.C. MARSHALL	4600	G. WHITESIDE	3658	A. DEVLIN	3385	P. MORGAN	2807
D.N. ROYCE	4297	M. PITARO	3315	P. MORGAN	3182	I.P. Mc GREGOR	2178
F. TUSKES	2797	S. LEWIS	2517	A. PATCHING	3168	S. LEWIS	2029
A. WINDT	2426	A. O'CONNOR	2611	M. PITARO	2637	G.L. CHISHOLM	1780
G. WHITESIDE	2252	F. TUSKES	2437	B. FLANAGAN	2514	M. TURNLEY	1735
C. CUNLIFFE	2098	S. DAY	2481	N. CRANE	2498	A. DEVLIN	1651
R. MITCHELL	2099	D. MURRAY	2391	S. LEWIS	2408	A. PATCHING	1616
R. BENNETT	2063	A. DEVLIN	2339	G. CLARK	2331	N. CRANE	1351
J. MULROYAN	1827	M. SUVOLTOS	2150	A. LEEDS	2271	Ian Mc GREGOR	1098
D. FAREY	1818	A. LEEDS	1961	G. SANDS	2113	A. BISHOP	1020
Mark AINSWORTH	1748	M. MERRIMAN	1778	G. WHITESIDE	1879	C. CUNLIFFE	904
R.D. PEARCE	1745	P. SHEAHAN	1762	G.L. CHISHOLM	1626	A. WOOLLETT	833
J. PESCOTT	1745	F. DAWBER	1719	A. WINDT	1543	B. MITCHELL	832
D. BARNES	1735	N. CRANE	1612	C. GREEN	1435	S. DAY	789
I. HASTIE	1688	A. PATCHING	1558	P. DUFFIELD	1319	R. JONES	784
A. DEVLIN	1667	Mark AINSWORTH	1521	P. MORROW	1285	M. SANDERS	780
A. O'CONNOR	1597	D. FAREY	1504	A. WOOLLETT	1222	T. MARSHALL	773
Dev ROYCE	1581	D.N. ROYCE	1499	I. Mc GREGOR	1192	M. SUVOLTOS	760
G.P. WELLS	1547	E. DORRITY	1467	Chris CARROLL	1171	S. EADE	705
R. BALLIS	1529	R. MITCHELL	1485	R. JONES	1154	M. ANDERSON	703
A. LAVARS	1503	I. HASTIE	1417	A. HOOD	1063	W. HADFIELD	693
B. TWADDLE	1422	G. SANDS	1326	M. SUVOLTOS	1058	A. O'CONNOR	668
M. ELLIS	1366	A. GREEN	1260	M. MERRIMAN	1049	B. BENTLEY	656
A. KALZ	1300	B. FLANAGAN	1214	T. SANDERSON	1031	C. GREEN	650
J. BATTENALLY	1289	C. CUNLIFFE	1172	A. FOSTER	978	P. DUFFIELD	621
A. TUCKER	1217	R.F. MERRIMAN	1118	Jake CLARK	973	Phil TWADDLE	616
B. BENTLEY	1159	D. TAYLOR	1118	A. O'CONNOR	970	G.P. WELLS	603
D. BIVIANO	1127	D. LEIGH	1086	T. MARINELLI	961	J. HICKEY	598
C. MIDDLEMISS	1116	T. LEVICK	1092	M. TURNLEY	940	P. LANDERS	562
D.A. SHAW	1092	P. MORGAN	1080	G. BRIGGS	926	D. BARTON	555
A. KNOTT	1082	R. BLACKMAN	1072	S. KAYKAL	865	B. LINDSAY	532
G. BRIGGS	1067	M. ELLIS	1057	A. FATONE	857	J. HADFIELD	516
N. CRANE	1059	D. BIVIANO	1034	D.N. ROYCE	854	T. LOGAN	514
J. LEWIS	1037	J. MULROYAN	1020	T. LOGAN	798		
A. GREEN	1012	J. PESCOTT	1000	P. SHEAHAN	791		
P. GILBY	1003	A. FOSTER	994	B. BAHR	783		
T. MITCHELL	1000	P. SHAKESPEARE	972	R. ROBERTSON	731		
P. MARSHALL	916	Z. STOKES	926	P. TWADDLE	730		
G.N. TAYLOR	864	M. SCOTT	920	A. GREEN	727		
N. LINDSAY	819	J. DICKSON	863	K. HIGGINS	724		
T. BATES	797	J. L. TAYLOR	836	C. WARREN	692		
M. COWAN	762	A. WOOLLETT	814	J. PURCELL	660		
M. MERRIMAN	753	A. WINDT	802	A. SADOWY	636		
C. WINDT	748	J. LEWIS	786	A.P. ANDERSON	619		
R. DICKSON	730	D. HAY	760	A. GOVE	609		
T. CLINCH	695	R.D. PEARCE	758	Tim CLARK	609		
D. DUTHIE	693	C. HOCKING	736	A. RAU	605		
E. PARKER	685	P. MORROW	699	A. LEVICK	605		
J. DAVIDSON	671	B. IVERMEE	697	D. HEWAT	572		
L. SHARRY	671	Dev ROYCE	680	S. RAU	569		
A. GARRIGAN	648	K. HIGGINS	671	I. P. Mc GREGOR	548		
B. FLANAGAN	644	I. QUARRELL	652	A. BOYCE	538		
T. LEVICK	626	W. HOOD	627	B. GILLETT	537		
G. Mc KAY	621	A. HOOD	620	J. COOK	537		
M. CHEATLEY	597	C. RUTHERFORD	612	P. STEVEN	537		
M. SUVOLTOS	586	L. FRIEND	607	W. HOOD	534		
S. WELLS	584	L. WHITE Snr.	598	T. HIBBARD	530		
D. HICKLETON	583	G. P. WELLS	596	G. MAKKAR	529		
G. HANSEN	583	T. CLINCH	595	R. BARTON	520		
A. MAJOR	578	J. GARDNER	588	C. HOCKING	518		
M. TAYLOR	572	P. MARINELLI	566	R. LANE	508		
A.P. ANDERSON	568	K.J. TAYLOR	560	J. PEAKE	508		
J. ROYCE	564	R. DALTON	556				
S. MITCHELL	560	C. BISHOP	556				
S. LEWIS	558	G.N. TAYLOR	550				
L. WHITE Snr.	546	B. BENTLEY	529				
T. Arthur DAVID	541	D. FLEET	509				
T. CLARK	530	C. WINDT	502				
V. HIND	516						
P. MORGAN	504						

Record Partnerships

CLUB RECORD PARTNERSHIPS FROM ALL ELEVENS

FIRST WICKET	290	David SHAW	& Peter GILBEY	in the Thirds	on	1/03/1969
SECOND WICKET	271	Frank JUST	& Larry BYRNE	in the Firsts	on	28/02/1931
THIRD WICKET	287	Ian HASTIE	& Colin CUNLIFFE	in the Fourth	on	4/02/2012
FOURTH WICKET	240	Simon PAYNE	& Kevin HIGGINS	in the Thirds	on	19/11/1994
FIFTH WICKET	266	Peter DUFFIELD	& Graeme NELSON	in the Sixths	on	14/01/1984
SIXTH WICKET	204	Geoff OMAN	& George BRIGGS	in the Fifths	on	19/03/1977
SEVENTH WICKET	183	Andrew HOOD	& Adam POTTER	in the Fourth	on	13/01/1996
EIGHTH WICKET	159	Stephen WELLS	& Paul ANDERSON	in the Seconds	on	21/10/1978
NINTH WICKET	215*	Gavan CLARK	& Chris CARROLL	in the Fifths	on	16/11/1996
TENTH WICKET equal	115	Murray ALLEN	& Lawrie De GOLDI	in the Firsts	on	27/11/1976
TENTH WICKET equal	115*	Don ROYCE	& Justin HOWELL	in the Fifths	on	23/10/1993
TENTH WICKET equal	115	Will LUGG	& Zac STOKES	in the 3rds	on	28/01/2012

(*denotes unfinished partnership)

NOTE: A 1st wicket partnership of 296 was recorded by T. TROUGHTON and H. LUTTRELL for the Newtown (Senior Matting) Cricket Club Second XI (B2 grade) on 31/ 1/48. This was the season before the turf and matting clubs amalgamated.

PARTNERSHIPS IN EXCESS OF 200 RUNS

290	D. A. SHAW	& P. GILBEY	for the First Wicket in the Thirds	on	1/03/1969
287	I. HASTIE	& C. CUNLIFFE	for the Third Wicket in the Fourth	on	4/02/2012
271	F. JUST	& L. BYRNE	for the Second Wicket in the Firsts	on	28/02/1931
270	L. MULLER	& H. STEPHENSON	for the First Wicket in the Firsts	on	5/01/2002
266	P. DUFFIELD	& G. NELSON	for the Fifth Wicket in the Sixths	on	14/01/1984
261	R. MITCHELL	& T. D. JARMAN	for the First Wicket in the Seconds	on	4/03/2000
258 unfin	S. LEWIS	& I. P. Mc GREGOR	for the Second wicket in the Sixths	on	1 & 8/11/1997
257	G. WHITESIDE	& C. NELSON	for the First Wicket in the Fifths	on	28/11/1992
252	H. WALLACE-SMITH	& M. WHITE	for the Second Wicket in the Fifths I	on	27/01/1990
248	L. METHERRALL	& V. X. HASSETT	for the First Wicket in the Firsts	on	11/12/1937
243	P. DUFFIELD	& R. SHERINGHAM	for the Second Wicket in the Fifths	on	9/02/1985
241	S. EASON	& D. DeIRIO	for the Third Wicket in the Thirds	on	23/02/2013
240 unfin.	J. LEWIS	& I. HASTIE	for the Third Wicket in the Fourth	on	5/11/2011
240	S. PAYNE	& K. HIGGINS	for the Fourth Wicket in the Thirds	on	19/11/1994
236	S. LEWIS	& J. PEScott	for the Fourth Wicket in the Fourth	on	8/12/2007
231	S. WELLS	& K. J. TAYLOR	for the First Wicket in the Seconds	on	29/01/1983
231	A. MAJOR	& W. ELLIOTT	for the Second Wicket in the Fifths II	on	23/01/1988
230	M. COWAN	& D. MURRAY	for the Third Wicket in the Fourth	on	16/11/1996
228	M. KELSON	& R. KIDDLE	for the Fourth Wicket in the Firsts	on	6/12/2003
226	V. X. HASSETT	& C. PURNELL	for the Fourth Wicket in the Firsts	on	30/01/1937
222 unfin	G. WHITESIDE	& P. WHITESIDE	for the First Wicket in the Fifths	on	1/03/1986
217	M. MERRIMAN	& D. MURRAY	for the First Wicket in the Seconds	on	26/01/1985
215 unfin	G. CLARK	& Chris CARROLL	for the Ninth Wicket in the Fifths	on	16/11/1996
214	J. MULROYAN	& G. M. WELLS	for the Fourth Wicket in the Seconds	on	13/03/1967
209	R. SHERINGHAM	& P. CASS	for the Third Wicket in the Sixths	on	20/10/1979
208	R. I. JONES	& G. BLACKLEY	for the Second Wicket in the Sixths	on	4/10/1980
208	D. CAMPIGLI	& S. DEVLIN	for the Fourth Wicket in the Fifths II	on	16/12/1988
207	G. RHODES	& S. WELLS	for the First Wicket in the Seconds	on	30/10/1976
206	R. KIDDLE	& M. WOOD	for the Fourth Wicket in the Firsts	on	11/03/2000
206	R. WARREN	& G. SANDS	for the Second Wicket in the Fifths	on	25/02/1989
206	P. SHEAHAN	& A. PATCHING	for the First wicket in the Fourth	on	20/12/2008
204	G. OMAN	& G. BRIGGS	for the Sixth Wicket in the Fifths	on	19/03/1977
201	M. BOWTELL	& C. J. LYNCH	for the Second Wicket in the Firsts	on	2/02/1980
201	A. O'CONNOR	& C. HOCKING	for the First wicket in the Thirds	on	18/11/2006
201	P. McKENNA	& R. McKENNA	for the Third wickets in the Firsts	on	18/11/2023

Record Partnerships

FIRST XI

FIRST WICKET	270	L. MULLER	& H. STEPHENSON	v. St Peters	on	5/01/2002
SECOND WICKET	271	F. JUST	& L. BYRNE	v. Geelong West	on	28/02/1931
THIRD WICKET	201	P. McKENNA	& R. McKENNA	v. Grovedale	on	18/11/2023
FOURTH WICKET	228	M. KELSON	& R. KIDDLE	v. North Geelong	on	6/12/2003
FIFTH WICKET	162	R. KIDDLE	& H. CLARKE	v. Grovedale	on	23/12/2000
SIXTH WICKET	172	D.W. LAWRENCE	& M. CARSON	v. South Geelong	on	1/11/2014
SEVENTH WICKET	133	V.X. HASSETT	& A.G. SCHOFIELD	v. Geelong West	on	10/02/1934
EIGHTH WICKET	146	M.A. CARSON	& M. BEVERIDGE	v. St Josephs	on	5/12/2015
NINTH WICKET	97	R. HIGGINS	& J. MUNDAY	v. South Geelong	on	29/10/1938
TENTH WICKET	115	M. ALLEN	& L. De GOLDI	v. St. Josephs	on	27/11/1976

SECOND XI

FIRST WICKET	261	R. MITCHELL	& T.D. JARMAN	v. Bell Post Hill	on	4/03/2000
SECOND WICKET	193	G.M. WELLS	& A.P. ANDERSON	v. South Barwon	on	1/02/1965
THIRD WICKET	189	N. CRANE	& D. BARNES	v. Geelong West	on	22/11/1975
FOURTH WICKET	214	J. MULROYAN	& G.M. WELLS	v. Corio	on	13/03/1967
FIFTH WICKET	155	T. CLARK	& J. REES	v. South Barwon	on	2/03/2002
SIXTH WICKET	164	J. MULLER	& Rohan SMITH	v. Grovedale	on	16/12/1995
SEVENTH WICKET	156	A. SMITH	& D. HICKLETON	v. East Belmont	on	6/02/1993
EIGHTH WICKET	159	S. WELLS	& A.P. ANDERSON	v. Geelong City	on	21/10/1978
NINTH WICKET	118	P. MORGAN	& A. WISHART	v. Thomson	on	19/11/1983
TENTH WICKET	92	R. MITCHELL	& N. FAIRCHILD	v. East Belmont	on	9/02/2013

THIRD XI

FIRST WICKET	290	D.A. SHAW	& P. GILBEY	v. East Belmont	on	1/03/1969
SECOND WICKET	178	J. PEScott	& R. BENNETT	v. Bell Park	on	23/10/2004
THIRD WICKET	241	S. EASON	& D. DeRiO	v. Bell Post Hill	on	23/02/2013
FOURTH WICKET	240	S. PAYNE	& K. HIGGINS	v. Leopold	on	19/11/1994
FIFTH WICKET	139	A. CALNON	& T. ANDERSON	v. East Belmont	on	13/02/1993
SIXTH WICKET	197*	A. RICHARDSON	& M. CHEATLEY	v. East Belmont	on	12/11/1988
SEVENTH WICKET	112	A. LAVARS	& B. BENTLEY	v. Highton	on	2/12/2000xz ⁱ
EIGHTH WICKET	100	L. SHARRY	& F. TUSKES	v. South Barwon	on	22/10/2005
NINTH WICKET	97	G. WHITESIDE	& M. JACKSON	v. Geelong City	on	7/02/2004
TENTH WICKET	115	W. LUGG	& Z. STOKES	v. Leopold	on	28/01/2012

FOURTH XI

FIRST WICKET	193	D. HAY	& A. DEVLIN	v. South Barwon	on	6/03/1994
SECOND WICKET	181	M. PITARO	& A. WOOLLETT	v. Geelong West	on	5/10/1985
THIRD WICKET	287	I. HASTIE	& C. CUNLIFFE	v. Leopold	on	4/02/2012
FOURTH WICKET	206	P. SHEAHAN	& A. PATCHING	v. Geelong West	on	20/12/2008
FIFTH WICKET	236	S. LEWIS	& J. PEScott	v. Bell Post Hill	on	8/12/2007
SIXTH WICKET	172	R. MITCHELL	& O. HILL	v. Murgheboluc	on	18/11/2017
SEVENTH WICKET	183	A. HOOD	& A. POTTER	v. North Geelong	on	13/01/1996
EIGHTH WICKET	128	G.L. CHISHOLM	& J.L. TAYLOR	v. Thomson	on	16/02/1974
NINTH WICKET	136*	R. WARREN	& A. DEVLIN	v. Thomson	on	28/11/1987
TENTH WICKET	65	A. MERRIMAN	& S. DESMOND	v. Leopold	on	7/03/1987

Record Partnerships

FIFTH XI

FIRST WICKET	257	G. WHITESIDE	& C. NELSON	v. Grovedale	on	28/11/1992
SECOND WICKET	252	H. WALLACE-SMITH	& M. WHITE	v. St. Josephs	on	27/01/1990
THIRD WICKET	188	K. GRAMBEAU	& T. LOGAN	v. Geelong City	on	9/11/2013
FOURTH WICKET	208	D. CAMPIGLI	& S. DEVLIN	v. Bell Post Hill	on	16/12/1989
FIFTH WICKET	171	N. CRANE	& R. BENNETT	v. Leopold	on	10/02/2001
SIXTH WICKET	204	G. OMAN	& G. BRIGGS	v. Breakwater	on	19/03/1977
SEVENTH WICKET	147	R.F. MERRIMAN	& G. BLACKLEY	v. St. Josephs	on	12/02/1983
EIGHTH WICKET	92	C. WARREN	& Chris CARROLL	v. Bell Post Hill	on	24/02/1996
NINTH WICKET	215*	G. CLARK	& Chris CARROLL	v. Bell Post Hill	on	16/11/1996
TENTH WICKET	115*	D. N. ROYCE	& J. HOWELL	v. St. Josephs	on	23/10/1993

SIXTH XI

FIRST WICKET	142	P. LANDERS	& R.I. JONES	v. Bell Post Hill	on	24/01/1981
SECOND WICKET	258*	S. LEWIS	& I.P. Mc GREGOR	v. St. Josephs	on	1&8/11/1997
THIRD WICKET	209	R. SHERINGHAM	& P. CASS	v. Marshall	on	20/10/1979
FOURTH WICKET	145	T. MARSHALL	& D. MURRAY	v. St. Josephs	on	20/02/1993
FIFTH WICKET	266	P. DUFFIELD	& Graeme NELSON	v. Corio	on	14/01/1984
SIXTH WICKET	156	P. MORGAN	& M. ANDERSON	v. Highton	on	22/01/2000
SEVENTH WICKET	152	D. MURRAY	& S. LEWIS	v. Newcomb & Dist.	on	9/03/2002
EIGHTH WICKET	93	S. LEWIS	& P. MORGAN	v. Grovedale	on	10/03/2001
NINTH WICKET	76	A. JAMIESON	& G. MERRIMAN	v. Murgheboluc	on	12/03/1983
TENTH WICKET	96	N. CRANE	& D. TURNLEY	v. Bell Post Hill	on	8/12/2007

SEVENTH XI

FIRST WICKET	101	G. CAMERON	& J. PEScott	v. Highton	on	22/01/2011
SECOND WICKET	111	R. CORBETT	& J. PURCELL	v. Modewarre	on	4/12/2010
THIRD WICKET	74	W. HADFIELD	& I. SIMPSON	v. South Barwon	on	18/02/2012
FOURTH WICKET	68	K. GRAMBEAU	& J. PURCELL	v. Modewarre	on	12/03/2011
FIFTH WICKET	36	I. SIMPSON	& A. FATONE	v. Guild St Marys	on	11/02/2012
SIXTH WICKET	59	R. CORBETT	& A. FATONE	v. St Peters	on	19/02/2011
SEVENTH WICKET	45	A. SIRGIANNIS	& Michael KIRKLAND	v. Guild St Marys	on	20/11/2010
EIGHTH WICKET	44	A. FATONE	& Michael KIRKLAND	v. Guild St Marys	on	29/10/2011
NINTH WICKET	30	A. SIRGIANNIS	& Z. ESLER	v. Modewarre	on	10/12/2011
TENTH WICKET	32*	K. GRAMBEAU	& A. FATONE	v. Modewarre	on	13/03/2011

BWCC FIRST XI

FIRST WICKET	110	L. MARINO	& B. DUFF	v. Bell Park gfinal	on	03/02/2024
SECOND WICKET						
THIRD WICKET						
FOURTH WICKET						
FIFTH WICKET						
SIXTH WICKET						
SEVENTH WICKET						
EIGHTH WICKET						
NINTH WICKET						
TENTH WICKET						

BWCC SECOND XI

FIRST WICKET						
SECOND WICKET						
THIRD WICKET						
FOURTH WICKET						
FIFTH WICKET						
SIXTH WICKET						
SEVENTH WICKET						
EIGHTH WICKET						
NINTH WICKET						
TENTH WICKET						



Newtown & Chilwell Cricket Club
home of the two blues

Our Sponsors

KFC

MORTGAGE CHOICE

HARVEY'S OF HIGHTON

MOMENTUM FINANCIAL GROUP

METRICON

CONNECT TEL

GEELONG FINANCIAL GROUP

HERITAGE MEATS

GOLD DIGGERS ARMS HOTEL

MERCEDES-BENZ GEELONG

STINTON ADVISORY

DE GRANDI CYCLE & SPORT

WINKIPOP MEDIA

BTC MARKETS

M.C. HERD

GEELONG McGRATH ESTATE AGENTS

www.two-blues.com.au

The official organ of the Newtown & Chilwell Cricket Club - 51 seasons
Newtown & Chilwell Cricket Club – Celebrating 113 years & 108 premierships



Bowling Records

Most Wickets in a season all grades

69	R.F. MERRIMAN	in 1963/64	in the Fourths
65	R.F. MERRIMAN	in 1962/63	in the Fourths
65	G.L. CHISHOLM	in 1982/83	in the Sixths
63	B. BAHR	in 1968/69	in the Seconds
63	G.L. CHISHOLM	in 1981/82	in the Fifths
62	G.L. CHISHOLM	in 1980/81	in the Sixths
56	A.G. SCHOFIELD	in 1939/40	in the Firsts
52	A.G. SCHOFIELD	in 1933/34	in the Firsts

Best Bowling Performances

9 wickets in an inning

R. HASSETT	9 for 16	in the Firsts
D. FAREY	9 for 20	in the Thirds
J.L. TAYLOR	9 for 27	in the Fourths
D. HOSSACK	9 for 29	in the Thirds
H. DAVIS	9 for 32	in the Sixths
A. TONKIN	9 for 38	in the Seconds
K. NICHOLSON	9 for 39	in the Firsts
A. MERRIMAN	9 for 39	in the Thirds
M. RUDOLPH	9 for 39	in the Seconds
B. SHAW	9 for 43	in the Seconds

8 wickets in an inning

B. BARTLE	8 for 2	in the Firsts	A.G. SCHOFIELD	8 for 41	in the Firsts
G. BRIGGS	8 for 8	in the Fifths	G. TREVASKIS	8 for 41	in the Sixths
R. TUCKER	8 for 11	in the Seconds	W. GRIFFEN	8 for 43	in the Firsts
B. FLANAGAN	8 for 11	in the Thirds	G.P. WELLS	8 for 43	in the Firsts
W. HURRING	8 for 12	in the Thirds	R.F. MERRIMAN	8 for 45	in the Firsts
B. TSITAS	8 for 14	in the Firsts	J. RATCLIFFE	8 for 45	in the Seconds
G. BURCH	8 for 17	in the Firsts	A. O'CONNOR	8 for 45	in the Fourth
A. OSBORNE	8 for 22	in the Fourth	S. HOLLOWAY	8 for 46	in the Third
J. PEScott	8 for 22	in the Third	A. BALAAM	8 for 47	in the Second
D. NEWMAN	8 for 23	in the Second	M. JACKSON	8 for 47	in the Second
P.L. WILLIAMS	8 for 24	in the First	J. FORREST	8 for 47	in the Fifth
A. FOSTER	8 for 25	in the Second	J. FISHER	8 for 50	in the Second
M. CHEATLEY	8 for 27	in the Third	L. FERGUSON	8 for 53	in the Second
A. WINDT	8 for 27	in the Fourth	D. ESKRIGGE	8 for 55	in the Fifth
V. H. PROFITT	8 for 28	in the First	V.H. PROFITT	8 for 56	in the First
A. MCCARTNEY	8 for 28	in the Fourth	D. Mc CABE-DOYLE	8 for 56	in the First
J. RATCLIFFE	8 for 28	in the Fifth	M. RUSSELL	8 for 58	in the Second
A. JEFFERIES	8 for 29	in the First	B. BAHR	8 for 58	in the Fifth
B. BAHR	8 for 30	in the Fifth	D. FAREY	8 for 59	in the Fourth
G.P. WELLS	8 for 32	in the First	G. ANDREWS	8 for 60	in the First
G.P. WELLS	8 for 34	in the First	B. FLEET	8 for 68	in the Second (SF)
A. McCARTNEY	8 for 34	in the Third	M. SUVOLTOS	8 for 74	in the Fourth
L. REID	8 for 35	in the Second	A.G. SCHOFIELD	8 for 78	in the First
A. MERRIMAN	8 for 37	in the Third	D. McQUEEN	8 for 84	in the Third
S. EASON	8 for 40	in the Third	M. DONAGHY	8 for 113	in the Second



300 wickets or more

for the Club in all elevens

TOTAL		1sts	2nds	3rds	4ths	5ths	6ths	7ths	TOTAL	TOTAL GAMES
727	Greg WELLS	574	5	112	27	3	6		727 @ 15.12	444
701	Graeme CHISHOLM			2	125	265	309		701 @ 12.53	321
555	Alan MERRIMAN		125	127	182	114	7		555 @ 17.98	272
551	Bob MERRIMAN AM	372	5		145	17	12		551 @ 14.65	217
473	A. George SCHOFIELD	473							473 @ 16.37	152
411	Brenton BAHR	12	168	72	33	122	4		411 @	160
391	Barry SHAW	256	114	19	2				391 @ 12.51	210
386	John L. TAYLOR			15	197	121	53		386 @	171
380	Dennis FAREY		10	203	144	23			380 @	175
369	George BRIGGS	1	21	79	59	169	40		369 @	170
354	Vic H PROFITT	303		51					354 @ 17.11	131
351	Brian EDWARDS	351							351 @ 15.51	172
329	Zac STOKES		23	122	174	9	1		329 @ 17.18	221
326	Ian SIMPSON	7	141	86	48	7	23	14	326 @ 3.52	257
316	Dev ROYCE	50	206	51	2	4	3		316 @ 15.25	273
314	Morrie RUSSELL	3	293	18					314 @	114
306	Matthew SUVOLTOS		25	24	166	58	32	1	306 @ 17.44	285

200 wickets or more

for the Club in all elevens

TOTAL		1sts	2nds	3rds	4ths	5ths	6ths	7ths	TOTAL	TOTAL GAMES
286	Ian HASTIE	15	193	13	49	13	3		286 @ 18.70	334
280	Allan WELLS	108	79	59	7	22	5		280 @ 18.86	168
279	Tom CLINCH		14	123	142				279 @	150
275	Brendan TWADDLE	0	28	201	26	20			275 @ 19.42	203
274	Graeme TAYLOR	2	34	144	47	43	0	4	274 @ 22.24	152
269	Anthony DEVLIN		5	98	98	38	30		269 @ 20.59	530
269	Darren FLEET	52	141	57	19	0	0		269 @ 15.41	178
255	Paul SMITH		2	96	86	63	8		255 @ 19.28	110
250	Tim LUDOWYK	102	119	20	9				250 @	156
246	Allan FOSTER	1	79	26	78	44	18		246 @ 0.26	176
245	Scott MULLEN	94	114	10		10	17		245 @ 18.89	136
236	Arch TUCKER		77	107	52				236 @	140
230	Warwick HADFIELD				15	109	102	4	230 @ 14.60	149
223	Jorden LEWIS	24	121	38	30	2	8		223 @ 23.17	207
214	Robert DICKSON	2	48	143	21				214 @	115
212	Gavin CASTLE	212							212 @ 15.60	80
211	Tom LEVICK		3	74	110	14	10		211 @ 20.04	184
208	K John TAYLOR	14	112	31	45	1	5		208 @ 1.07	224
207	Geoff PRIDDLE		2	52	83	70			207 @ 18.26	101
203	Roger LANE			11	54	93	45		203 @	
202	Gavan CLARK		28	10	27	134	3		202 @ 24.37	202
200	Tony JEFFERIES	179	3	4	11	3			200 @ 18.01	114

100 wickets or more

for the Club in all elevens

TOTAL		1sts	2nds	3rds	4ths	5ths	6ths	7ths	TOTAL	TOTAL GAMES
193	Greg TREVASKIS		1	58	79	43	12		193 @	84
191	Adam PATCHING			6	41	101	43		191 @	17.28 255
185	Nathan CLARK				19	89	69	8	185 @	17.69 122
185	Ben JACKSON			37	52	45	47	4	185 @	16.45 116
185	Keith MEANEY	179	6						185 @	18.99 99
185	Craig WARREN				81	101	3		185 @	
185	Peter CRICHTON	185							185 @	75
178	Terry HICKEY			17	108	17	34	2	178 @	15.43 90
177	Frank TUSKES		8	69	96	2	2		177 @	22.70 281
176	Adam WISEMAN	24	39	49	27	37			176 @	20.09 87
173	Lucas FRIEND		18	72	74	9			173 @	21.11 118
171	Scott HUCKER	171					0		171 @	16.92 77
171	John LAMB	75	81	15					171 @	11.99 81
169	Michael KIRKLAND		1	44	39	53	10	22	169 @	17.92 121
167	Jackson DAVIS	105	38	8		13	3	0	167 @	24.06 127
166	Chris CARROLL				15	146	5	0	166 @	16.75 159
166	David MURRAY	3	27	22	84	13	17		166 @	23.39 151
166	James HADFIELD				22	74	65	5	166 @	20.90 155
164	Simon RAU	35	47	20	30	29	3		164 @	16.28 76
163	Reg LUSCOMBE		20	29	114				163 @	
162	Gary BENT	11	133	18					162 @	1.43 92
160	Tony GOVE		86	48	6	20			160 @	18.05 125
157	Denis HICKLETON	26	111	9	6	5			157 @	18.20 151
156	Gavin NELSON	76	50	14	8	8			156 @	25.20 106
156	Richard DALTON		38	34	49	32	3		156 @	17.30 104
154	Adam O'CONNOR		6	35	58	26	29		154 @	21.28 363
151	David BOYANTON	25	65	27	28	6			151 @	20.85 100
151	Michael COX	47	60	36		8			151 @	18.83 82
148	Adam WOOLLETT		6	55	56	10	21	0	148 @	19.03 267
147	Bradley D. FLEET	26	97		2	22			147 @	18.86 60
147	Tom BATES		21	75	39	12			147 @	22.42 143
146	Robert THOMPSON	82	61	2	1				146 @	10.82 64
142	Chris HOCKING		1	12	58	71			142 @	17.11 85
140	Brett BENTLEY			61	24	10	45		140 @	22.68 153
139	Angelo FATONE				3	70	57	9	139 @	15.73 98
139	George CHISHOLM	110	5	2	2	6	14	0	139 @	24.50 157
137	Matt RUDOLPH	90	42			2	3		137 @	22.93 72
135	Arch TONKIN		135						135 @	46
133	J.GROVES		53	71	9				133 @	
133	Gerry DALTON			3	1	72	57		133 @	
133	Anthony SIRGIANNIS					43	48	42	133 @	18.83 104
132	Nick McGUANE	100	16	10	2	4			132 @	20.77 86
131	Mitchell DAVIS	8	54	29	3	13	24	0	131 @	23.20 95
129	Robert TUCKER	14	83	31	1				129 @	31

100 wickets or more

for the Club in all elevens

TOTAL		1sts	2nds	3rds	4ths	5ths	6ths	7ths	TOTAL	TOTAL GAMES
128	Jeff FISHER	63	57			3	5		128 @	39
128	Adam KALZ	0	21	96	11				128 @	20.19 128
126	Paul SHEAHAN	48	15	27	12	10	14		126 @	17.87 146
124	Adrian WINDT	2	23	50	33	8	8		124 @	16.18 151
124	DonBLAIR	30	57	16	21				124 @	22
122	Phillip TWADDLE	48	45		12	0	17		122 @	15.92 162
120	Wayne HOOD	11	8	17	52	27	5		120 @	17.58 88
120	Brett LOATS	10	42	34	17	17			120 @	24.84 87
119	K. HERNAN			12	107				119 @	
118	Russell JONES				34	42	42		118 @	15.99 118
118	John McDONALD				3	108	7		118 @	16.81 53
118	Barry TSITAS	118							118 @	18.72 48
117	Luke SHARRY		50	54	8	5			117 @	20.06 115
117	John MULROYAN	10	21	70	16				117 @	279
117	Andrew BISHOP				8	18	91		117 @	17.63 87
113	Neville CRANE	6	12	3	54	33	5		113 @	20.25 433
113	Ben TAYLOR				43	45	17	8	113 @	23.49 74
113	Matthew JACKSON	8	62	25	17	1			113 @	18.74 78
113	James RATCLIFFE	5	19		8	75	6		113 @	12.97 53
111	Simon ELLIS		4	26	48	27	6		111 @	
110	Tim D. JARMAN	17	93						110 @	17.95 122
108	Scott SANDERSON			39	57	11	1		108 @	18.31 65
107	D. FERGUSON		9	73	25				107 @	
106	Len REID	76	30						106 @	13.42 48
104	Phillip MORGAN		7	22	14	38	23		104 @	16.44 346
104	Jacob SIMONSEN		15	22	16	48	3		104 @	22.12 93
101	Luke MULLER	56	15	8	22				101 @	23.99 128
101	Tom BEAUMONT	14	63	24					101 @	20.83 75
100	Frank MEEK	100							100 @	20.04 56
100	Caleb McGRATH				26	69	5		100 @	25.42 88

50 wickets or more

for the Club in all elevens

TOTAL		1sts	2nds	3rds	4ths	5ths	6ths	7ths	TOTAL	TOTAL GAMES
99	David McTAGGART	1	77	8	13				99 @	
98	Barry FLANAGAN		1	27	27	39	4		98 @	20.34
97	Frank DAWBER		3	5	89				97 @	37
97	Chris FAYERS	67	25			5			97 @	26
96	Noel LINDSAY		1	95					96 @	
94	Des McCABE-DOYLE	94							94 @	34
94	Frank ADDISON	94							94 @	22
94	Jordan WHITE		7	22	59	6			94 @	25.71
93	Harry CHRISTIE	66	27						93 @	32.02
93	Shane FRANKLIN	23	68		2				93 @	22.40
92	Stephen WELLS	36	26	12	6	6	6		92 @	17.29
92	Jack HIRST	92							92 @	66
91	Aiden GRACE			24	58	9			91 @	22.84
90	Mark ANDERSON					5	85		90 @	11.47
90	Lindsay CAMERON	90							90 @	41
90	Jack JAMES	90							90 @	45
90	Sam EASON	17	37	26	10				90 @	25.68
89	Vin X. HASSETT	89							89 @	25.00
88	Craig SING			6	21	28	33		88 @	109
88	Andy RICHARDSON	6	47	23	6	6			88 @	21.53
88	M. DAVIDSON			55	33				88 @	
87	Peter STEVEN	9	27	8	2	40	1		87 @	2.07
86	Brendan DOOLEY	6	43	6	18	3	10		86 @	
85	Carson CARROLL		81	4					85 @	
84	Adam WRIGHT		56	12	15	1			84 @	22.02
84	Jim ALEXIADES	4	66	9	5				84 @	
84	Shannan GOVE	22	37	7	1	17			84 @	22.36
83	David BARNES	1	5	65	7	5			83 @	20.49
82	Peter MOORE	18	27	37					82 @	
81	Jim DICKSON			25	41	15			81 @	
81	Brad STACEY	64	10	7					81 @	20.02
81	Duncan SMITH			30	47	4			81 @	
80	Adam LAVARS		2	46	6	26			80 @	20.79
80	Mike MITTON	80							80 @	21.76
79	David HINCHLIFFE	54	23	2					79 @	
79	Murray HUNTER	3	61	10	5				79 @	0.59
79	J. COPE			79					79 @	
79	Levi IRVING		1	11	41	18	8		79 @	17.38
78	Stephen LUNN	9	39	8	11	2	9		78 @	94
78	Geoff BURCH	73	5						78 @	48
78	Bryce KELAART				78				78 @	
78	Nick HARRISON		0	27	23	8	20		78 @	21.46

50 wickets or more

for the Club in all elevens

TOTAL		1sts	2nds	3rds	4ths	5ths	6ths	7ths	TOTAL	TOTAL	GAMES
78	Jack ROYCE	0	27	42	6	3			78 @	26.96	115
78	Sam ALLEN	62	16						78 @	26.29	65
77	Trevor SMITH					5	72		77 @	24.91	56
77	B. IVERMEE		7		70				77 @		
77	Sam JEFFERIES	1	46	1	18	5	6		77 @	23.35	74
76	Brad RIXON		1	12	57	6			76 @		
76	Paul WEST		7	24	16	25	4		76 @		
75	Rodney KIDDLE	68	3	1	3				75 @	25.63	169
75	Kerry WOODMAN			4	70	1			75 @		
74	Frank FEGAN	74							74 @		60
74	Dale DENNY	55	19						74 @	23.81	51
73	Robert BLACKMAN				73				73 @		
73	Rob ETCHELLS			49	24				73 @		
72	David RIAL	4	30	29	6	3			72 @		
72	Darren ESKRIGGE	0	24	13		35			72 @		
71	T.Arthur DAVID	71							71 @		46
71	Dylan HODGE	71							71 @	22.92	64
70	Rod COULSON						70		70 @		
69	Campbell BISHOP			11	12	21	25		69 @	18.19	100
69	Sam TAYLOR		37	11	1	3	17		69 @	21.80	52
68	Don BARTON				2	32	34		68 @	20.06	182
68	Jamie HARRISON	49	0	9			10		68 @	23.01	46
67	Jeremy LUDOWYK		13	52	2				67 @		
66	Ben NEVILLE	55	7	4					66 @	33.24	146
66	Daryl TUCKER		4	39	23				66 @		
66	G. SHAW			53	13				66 @		
66	Sukhwinder Sam SINGH				0	65	1		66 @	23.74	50
66	Jack GORDON			9	29	12	16		66 @	17.35	56
65	John ROSS	65							65 @	16.78	30
65	Tim BOWTELL		49	16					65 @		
65	William HURRING			65					65 @		
65	Ashley CONNOLEY			23	22	20			65 @		
64	Peter JEFFERIES	18	30	12	4	0			64 @	13.16	83
64	Ron SPARK	64							64 @	18.22	26
63	Mark TURNLEY				2	21	40		63 @	18.25	181
63	Mark GILES			3	47	13			63 @	14.94	40
62	Tony LEEDS				22	40	0		62 @	13.63	222
62	Darren McQUEEN			55		7			62 @	18.18	25
62	Larry BYRNE	62							62 @		38
62	Tyronne CASBOULT			1	46	15			62 @	16.15	37
62	Jack DEVLIN				21	24	17		62 @	30.35	72
61	Anthony WILSON	20	11	12	18		0		61 @	27.03	53

50 wickets or more

for the Club in all elevens

TOTAL		1sts	2nds	3rds	4ths	5ths	6ths	7ths	TOTAL	TOTAL	GAMES
61	Nick BURKE	25	32		2	1	1		61 @	22.44	50
60	Mark CHEATLEY	0	21	36	3				60 @		6
60	T. HOPE				60				60 @		
59	Craig FEATHERSTON	53	6						59 @	19.14	32
59	Ken DAVIS	50				9			59 @	21.03	73
59	Chris CAMPBELL	49	10						59 @		
59	John WAINWRIGHT	59							59 @		
59	Rob WEDDELL	59							59 @	1.69	70
59	Craig GREEN				0	38	21		59 @	20.32	93
59	Levi WEST			0	34		25		59 @	19.90	56
58	Phil L. WILLIAMS	58							58 @	11.67	27
58	Warren KNOP		29	29					58 @		
58	A. OSBORNE				58				58 @		
57	Jamie PESCOTT		3	33	14	3	3	1	57 @	21.61	109
57	Arch FLEET		16	8	14	14	5		57 @	18.35	43
56	Don ROYCE OAM		1	32	9	12	2		56 @	19.95	270
56	Tim SANDERSON				6	48	2		56 @	18.86	84
56	Harvey DAVIS		15	16	8		17		56 @	15.32	30
56	Cameron RUSSELL	4	24	1	19	3	5		56 @	21.18	39
56	Dean TURNLEY		7	7	6	2	34		56 @	22.50	55
55	Chris LYNCH	53					2		55 @	18.44	91
55	Hayden DOWN			12	29	14			55 @	15.18	36
55	Jack HASTIE			2	27	26			55 @	29.13	89
55	Dominic MANTHORPE	9	43	3					55 @	16.62	25
55	Gurinder MAKKAR					55			55 @	19.04	41
54	Peter ROBERTSON					51	3		54 @	10.22	25
54	Mark AINSWORTH	1	5	39	7	2			54 @	24.24	190
54	Oliver SANDERS		1	3	18	7	25		54 @	18.43	53
53	Stuart DAY			1	33	14	5		53 @	21.87	218
53	Tim ANDERSON		1	4	31		17		53 @		
53	Noah GUIDA	19	20	3	4		7		53 @	26.64	56
52	Ken NICHOLSON	52							52 @		13
52	Max TAYLOR			52					52 @		
52	Les SANDERSON		11	26	5	7	3		52 @	18.35	30
51	George SMART	51							51 @		
51	Hayden JEFFERIES	1	21	19	6	4			51 @	25.18	55
51	Jordan TEGELHUTER	7	23	21					51 @	19.45	111
50	Hugh MITCHELL		1	9	29	1	10		50 @	31.66	69



10 wickets or more in a match



15 for 119	- D. Mc CABE-DOYLE	(8/58, 7/61)	versus	Ford Motor Company	on 6/ 3/37 in the Firsts
14 for 50	- B. BAHR	(8/30, 6/20)	versus	North. Geelong	on 9/12/78 in the Fifts
14 for 95	- V. H. PROFITT	(8/56, 6/39)	versus	Ford Motor Company	on 29/11/41 in the Firsts
13 for 27	- A. OSBORNE	(8/22, 5/5)	versus	City	in January 1961 in the Fourths
13 for 30	- D. Mc TAGGART	(7/23, 6/7)	versus	City	on 28/10/78 in the Seconds
13 for 74	- A. JEFFERIES	(5/45, 8/29)	versus	East Belmont	in February 1991 in the Firsts
12 for 31	- T. CLINCH	(5/9, 7/22)	versus	Chanel College	in Dec. 1966 in the Fourths
12 for 48	- B. BAHR	(7/36, 5/12)	versus	Geelong West	in Dec. 1968 in the Seconds
12 for 48	- A. MERRIMAN	(9/39, 3/9)	versus	North Geelong	in Oct. 1978 in the Thirds
12 for 54	- A. G. SCHOFIELD	(6/30, 6/24)	versus	Lara	on 14/10/50 in the Firsts
12 for 59	- V. H. PROFITT	(6/36, 6/23)	versus	International Harvester	on 6/1/40 in the Firsts
12 for 59	- I. SIMPSON	(6/10, 6/49)	versus	Thomson	in Dec. 1966 in the Fourths
12 for 63	- D. FAREY	(5/28, 7/35)	versus	Thomson	in November 72 the Fourths
12 for 65	- A. Mc CARTNEY	(8/28, 4/37)	versus	Thomson	in 1980/81 in the Fourths
12 for 65	- G. TREVASKIS	(4/24, 8/41)	versus	Murgheboluc	in Nov. 1979 in the Sixths
12 for 67	- K. NICHOLSON	(9/39, 3/28)	versus	Fords	on 14/2/42 in the Firsts
12 for 67	- A. TONKIN	(9/38, 3/29)	versus	West	in March 1952 in the Seconds
12 for 84	- C. WARREN	(7/38, 5/46)	versus	North Geelong	on Nov 26, Dec 3 1994 in the Fifts
12 for 98	- D. BOYANTON	(7/50, 5/48)	versus	Manifold Heights	in January 2004.
11 for 5	- K. HERNAN	(6/1, 5/4)	versus	Corio	in Oct. 1955 in the Fourths
11 for 16	- G. PRIDDLE	(6/4, 5/12)	versus	Geelong City	in Nov. 1980 in the Fourths
11 for 33	- J. LOWTHIAN	(7/4, 4/29)	versus	Excelsior.Mills	in 1940/41 in the Firsts
11 for 40	- P. L. WILLIAMS	(8/24, 3/16)	versus	North. Geelong	in April 1929 in the Firsts
11 for 41	- L. REID	(8/35, 3/6)	versus	Geelong City	in Feb. 1957 in the Seconds
11 for 42	- R. LUSCOMBE	(5/34, 6/8)	versus	Chanel College	on 6/11/65 in the Fourths
11 for 43	- A. FOSTER	(5/30, 6/13)	versus	Leopold	in 1981/82 in the Fourths
11 for 46	- B. TAYLOR	(4/31, 7/15)	versus	Newcomb District	on 13/2/99 in the Fifts
11 for 47	- G. De GOLDI	(6/25, 5/22)	versus	Geelong City	in Feb. 1960 in the Fourths
11 for 58	- D. HINCHLIFFE	(6/26, 5/32)	versus	South. Barwon	on 1/2/60 in the Firsts
11 for 58	- D. ESKRIGGE	(6/39, 5/19)	versus	East Belmont	in Feb. 1990 in the Fifts II
11 for 59	- N. CRANE	(7/24, 4/35)	versus	Geelong City	in Nov. 1964 in the Fourths
11 for 66	- M. RUSSELL	(5/38, 6/28)	versus	Leopold	in Nov. 1958 in the Seconds
11 for 66	- T. J. LUDOWYK	(7/26, 4/40)	versus	North Shore	in 1982/83 in the Seconds
11 for 71	- J. L. TAYLOR	(9/27, 2/44)	versus	Geelong West	in Dec. 1969 in the Fourths
11 for 72	- R. F. MERRIMAN	(4/56, 7/16)	versus	Corio	in Nov. 1963 in the Fourths
11 for 86	- S. HOLLOWAY	(8/46, 3/40)	versus	East Belmont	in 1981/82 in the Thirds
11 for 102	- V. H. PROFITT	(5/38, 6/64)	versus	Corio	in Feb. 1953 in the Thirds
11 for 106	- B. FLEET	(5/28, 6/78)	versus	Geelong Cement	in Oct/Nov 1999 in the Fifts
10 for 24	- R. LUSCOMBE	(7/12, 3/12)	versus	Chanel College	in Jan. 1966 in the Thirds
10 for 28	- A. FOSTER	(4/19, 6/9)	versus	Corio	in Nov. 1968 in the Seconds
10 for 29	- T. HICKEY	(5/6, 5/23)	versus	Highton	on Dec 8 & 15, 2012 in the Fourths
10 for 32	- P. SHEAHAN	(4/14, 6/18)	versus	Geelong West	in 1980/81 in the Thirds
10 for 32	- A. WOOLLETT	(5/19, 5/13)	versus	Bell Post Hill	in round 3, '93/94 in the Sixths
10 for 33	- J. BOWDEN	(5/15, 5/18)	versus	GWC&FC	in Oct 1950 in the Fourths
10 for 35	- G. BRIGGS	(8/8, 2/27)	versus.	Leopold	in March 1976 in the Fifts
10 for 36	- D. FAREY	(5/8, 5/28)	versus	East Belmont	on 9/10/71 in the Fourths
10 for 37	- C. Mc KENZIE	(5/12, 5/25)	versus	North Shore	in Nov. 1983 in the Thirds
10 for 38	- M. RUSSELL	(6/13, 4/25)	versus	North Shore	in Dec. 1949 in the Thirds
10 for 42	- G. TREVASKIS	(4/13, 6/20)	versus	Geelong City	on 11/11/72 in the Thirds
10 for 43	- B. KELAART	(7/14, 3/29)	versus	St. Josephs	in Oct 1967 in the Fourths
10 for 43	- G. BENT	(6/17, 4/26)	versus	Chanel College	in Oct 1970 in the Fourths
10 for 44	- D. FAREY	(6/9, 4/35)	versus	Thomson	in Oct 1970 in the Fourths
10 for 45	- T. BOWTELL	(6/16, 4/29)	versus	North Shore	on 3/11/73 in the Seconds
10 for 45	- A. MERRIMAN	(4/28, 6/17)	versus	Lara	in Feb. 1999 in the Fourths
10 for 46	- P. HIRST		versus	South Barwon	in Feb 1960 in the Seconds
10 for 53	- G. BRIGGS	(7/32, 3/21)	versus	Breakwater	in Dec 1976 in the Fifts
10 for 54	- G. L. CHISHOLM	(3/30, 7/24)	versus	Murgheboluc	in 1982/83 in the Sixths
10 for 55	- R. LANE	(7/18, 3/37)	versus	Geelong West	on 2/2/85 in the Fourths
10 for 56	- B. IVERMEE	(4/19, 6/37)	versus	Lara	in Dec 1968 in the Fourths
10 for 57	- M. CHEATLEY	(8/27, 2/30)	versus	Leopold	on 31/10/87 in the Thirds
10 for 58	- S. MULLEN	(5/10, 5/48)	versus	Leopold	on 19/01/13 in the Seconds
10 for 60	- B. IVERMEE	(3/31, 7/29)	versus	St. Josephs	Oct 1967 in the Fourths
10 for 61	- B. BAHR	(6/19, 4/42)	versus	Geelong City	in Nov 1968 in the Seconds
10 for 65	- R. HARRIS	(5/37, 5/28)	versus	Highton	in March 1949 in the Thirds
10 for 67	- R. F. MERRIMAN	(6/42, 4/25)	versus	Corio	in March 1961 in the Firsts
10 for 67	- S. HUCKER	(7/25, 3/42)	versus	Grovedale	on 14/3/98 in the Firsts
10 for 76	- A. WISHART	(5/26, 5/50)	versus	Thomson	in 1982/83 in the Fifts
10 for 81	- R. F. MERRIMAN	(7/53, 3/28)	versus	Geelong City	in March 1963 in the Fourths
10 for 82	- A. WISEMAN	(6/58, 4/24)	versus	Manifold Heights	in October 2002 in the Thirds
10 for 85	- R. F. MERRIMAN	(7/50, 3/35)	versus	Chanel College	in March 1964 in the Fourths
10 for 88	- B.J. EDWARDS	(4/32, 6/56)	versus	Thomson	in March 1980 in the Firsts
10 for 90	- V. H. PROFITT	(7/60, 3/30)	versus	North Geelong	in March 1936 in the Firsts
10 for 127	- A. G. SCHOFIELD		versus	CYMS	in Oct 1947 in the Firsts
10 for 141	- P. CRICHTON	(7/56, 3/85)	versus	Geelong City	in March 1956 in the Firsts
10 for 169	- R. TUCKER	(6/69, 4/100)	versus		in March 1969 in the Thirds

7 wickets or more in an inning

Since 1910/11 a total of 285 bowling performances of seven wickets or better in an innings have been recorded.

The total is divided into;

55 in the First XI
37 in the Second XI
39 in the Third XI
50 in the Fourth XI
30 in the Fifth XI
17 in the Sixth XI
47 in the Juniors

Of the 228 senior seven wicket performances Greg Wells with nine (all in the 1st XI) leads the list of multiple seven wicket takers.

Others include:

7	R. F. Merriman, G. L. Chisholm
6	J L. Taylor
5	A. G. Schofield, V. H. Profitt, C. Warren
4	B. J. Edwards, G. Briggs, B. Bahr, D. Farey, B. Ivermee

FIRST BOWLERS TO TAKE 7 WICKETS IN EACH ELEVEN

FIRSTS	G. SMART	9 for 73	versus	South Geelong on 10/02/12
SECONDS	A. TONKIN	9 for 38	versus	Geelong West on 10/03/52
THIRDS	D. HOSSACK	9 for 29	versus	Lara on 28/01/50
FOURTHS	F. DAWBER	7 for 11	versus	Wallington on 15/12/51
FIFTHS	J. L. TAYLOR	7 for 16	versus	Geelong West in 1976/77
SIXTHS	R. COULSON	7 for 53	versus	Geelong West on 21/10/78
JUNIORS	G. GRUNDELL	8 for 71	versus	GWFC in Just Shield U/15 on 9/02/57

SEVEN WICKETS IN A GRAND FINAL

FIRSTS	P. L. WILLIAMS	took 8/24 versus North Geelong in 1928/29
FOURTHS	R. F. MERRIMAN	took 7/50 versus Chanel College in 1963/64
FIFTHS	P. SMITH	took 7/61 versus Grovedale in 1999/2000.

CONSECUTIVE SEVEN WICKET HAULS

FIRSTS	D. Mc CABE DOYLE	took a club record 7/61 and 8/58 in the one game against Fords on 6/03/37
	A. G. SCHOFIELD	took 8/41 (on debut) then 7/58 in rounds 1 and 2 of season 1933/34.
SECONDS	J. FISHER	took 7/52 (including hat trick) versus Grovedale in round 4 and 8/50 against South Barwon in round 5 of season 1989/90
THIRDS	W. HURRING	took 7/13 (including hat trick) against CYMS and then 8/12 (5 wickets in 5 balls) against Valley Mills in consecutive games of season 1951/52.
SIXTHS	G. L. CHISHOLM	took 7/69 versus Bell Post Hill on 24/1/81 and 7/30 versus East Belmont on 26/1/81.

SEVEN WICKETS and a HAT TRICK

SECONDS	J. FISHER	took 7/52 including a hat trick versus Grovedale on 25/11/90
THIRDS	W. HURRING	took 7/13 including a hat trick versus CYMS on 2/2/52.
	W. HURRING	took 8/12 including five wickets in five balls versus Valley Mills on 23/2/52
FOURTHS	B. KELAART	took 7/41 including a hat trick versus GWCFC on 20/2/65
	R. LANE	took 7/18 including a hat trick versus Geelong West on 26/1/85
SIXTHS	G. L. CHISHOLM	took 7/23 including a hat trick versus APCCC on 10/12/83
	W. HADFIELD	took 7 for 26 including two hat tricks versus Newcomb & District on 11/12/99.

SEVEN WICKETS on DEBUT

E. Opie took 7 for 26 on debut against Geelong West in round two 1912/13.
George Schofield was the third player to debut with a seven wicket performance.
In October 1933 he took 8/41 in his first game with the club.
Jason Forrest took 8 for 47 against Geelong West Fifts on debut on 19/10/2013

The only incidence of a player taking all ten wickets in an innings occurred on 5/12/70 when **P. Maxwell** took 10 for 28 against Breakwater in the Under 16 McCarthy Shield.

7 wickets or more in an inning

FIRST XI

9 wickets	- R. HASSETT	9 for 16
	- K. NICHOLSON	9 for 39
	- G. SMART	9 for 73
8 wickets	- G. P. WELLS	8 for 32, 8 for 34, 8 for 43
	- A. G. SCHOFIELD	8 for 41, 8 for 78
	- V. H. PROFITT	8 for 28, 8 for 56
	- B. BARTLE	8 for 2
	- G. BURCH	8 for 17
	- P. CRICHTON	8 for 34
	- W. GRIFFEN	8 for 43
	- R. F. MERRIMAN	8 for 45
	- D. Mc CABE-DOYLE	8 for 56
	- G. ANDREWS	8 for 61
	- P. L. WILLIAMS	8 for 24
	- A. JEFFERIES	8 for 29
	- B. TSITAS	8 for 14
7 wickets	- G. P. WELLS	7 for 31, 7 for 32, 7 for 45, 7 for 47, 7 for 53, 7 for 53.
	- B. J. EDWARDS	7 for 33, 7 for 47, 7 for 55, 7 for 65
	- P. CRICHTON	7 for 25, 7 for 46, 7 for 56
	- A. G. SCHOFIELD	7 for 38, 7 for 58, 7 for 61
	- S. HUCKER	7 for 25, 7 for 14, 7 for 43
	- J. LOWTHIAN	7 for 4, 7 for 89
	- F. C. ADDISON	7 for 68, 7 for 83
	- K. MEANEY	7 for 71, 7 for 16
	- G. SMART	7 for 69, 7 for 47
	- E. OPIE	7 for 26 (on debut)
	- L. CAMERON	7 for 15
	- V. H. PROFITT	7 for 60
	- J. HIRST	7 for 14
	- D. Mc CABE-DOYLE	7 for 61
	- B. Mc ARTHUR	7 for 36
	- B. BAHR	7 for 18
	- J. WAINWRIGHT	7 for 55
	- R. F. MERRIMAN	7 for 35

SECOND XI

9 wickets	- A. TONKIN	9 for 38
	- B. SHAW	9 for 43
	- M. RUDOLPH	9 for 39
8 wickets	- R. TUCKER	8 for 11
	- D. NEWMAN	8 for 23
	- A. FOSTER	8 for 25
	- L. REID	8 for 35
	- A. BALAAM	8 for 47
	- J. FISHER	8 for 50
	- L. FERGUSON	8 for 53
	- M. RUSSELL	8 for 58
	- M. DONAGHY	8 for 113
	- J. RATCLIFFE	8 for 45
7 wickets	- I. GUNN	7 for 19, 7 for 33
	- T. J. LUDOWYK	7 for 26, 7 for 31
	- M. RUSSELL	7 for 29, 7 for 69
	- B. BAHR	7 for 36, 7 for 30
	- D. Mc TAGGART	7 for 23
	- W. GRIFFEN	7 for 26
	- M. HUNTER	7 for 26
	- D. HINCHLIFFE	7 for 37
	- R. TUCKER	7 for 43
	- J. ALEXIADES	7 for 47
	- B. SHAW	7 for 52
	- P. SHEAHAN	7 for 86
	- A. RICHARDSON	7 for 27

SECOND XI continued

7 wickets	- J. FISHER	7 for 52
	- B. FLEET	8 for 68
	- S. RAU	7 for 33
	- D. FLEET	7 for 30
	- D. BOYANTON	7 for 50
	- M. SUVOLTOS	7 for 46
	- S. MULLEN	7 for 39
	- M. JACKSON	8 for 47

THIRD XI

9 wickets	- D. FAREY	9 for 20
	- D. HOSSACK	9 for 29
	- A. MERRIMAN	9 for 39
8 wickets	- B. FLANAGAN	8 for 11
	- W. HURRING	8 for 12
	- M. CHEATLEY	8 for 27
	- A. Mc CARTNEY	8 for 34
	- A. MERRIMAN	8 for 37
	- D. Mc QUEEN	8 for 44
	- S. HOLLOWAY	8 for 46
	- J. PEScott	8 for 22
	- S. EASON	8 for 40
7 wickets	- V. H. PROFITT	7 for 40, 7 for 50
	- G. N. TAYLOR	7 for 66, 7 for 25
	- M. KERGER	7 for 12
	- G. BENT	7 for 12
	- W. HURRING	7 for 13
	- J. GROVES	7 for 16
	- T. CLINCH	7 for 20
	- J. COPE	7 for 22
	- M. TAYLOR	7 for 31
	- J. WAINWRIGHT	7 for 33
	- C. NELSON	7 for 35
	- R. DICKSON	7 for 41
	- R. TUCKER	7 for 43
	- W. KNOPP	7 for 45
	- G. BLACKLEY	7 for 48
	- D. SMITH	7 for 49
	- A. TUCKER	7 for 51
	- W. HOOD	7 for 51
	- A. WELLS	7 for 51
	- P. ANDJELKOVIC	7 for 57
	- W. THORNTON	7 for 69
	- S. HOLLOWAY	7 for 78
	- A. WISEMAN	7 for 58
	- S. RAU	7 for 51
	- M. JACKSON	7 for 47



7 wickets or more in an inning



FOURTH XI

9 wickets	- J. L. TAYLOR	9 for 27
8 wickets	- A. OSBORNE	8 for 22
	- A. WINDT	8 for 27
	- A. Mc CARTNEY	8 for 28
	- D. FAREY	8 for 59
	- J. RATCLIFFE	8 for 28
7 wickets	- R. F. MERRIMAN	7 for 16, 7 for 33, 7 for 36, 7 for 50, 7 for 60
	- B. IVERMEE	7 for 29, 7 for 52, 7 for 58, 7 for 60
	- R. LUSCOMBE	7 for 12, 7 for 23, 7 for 53
	- J. L. TAYLOR	7 for 16, 7 for 23, 7 for 36
	- D. FAREY	7 for 10, 7 for 35
	- F. DAWBER	7 for 11, 7 for 48
	- B. KELAART	7 for 14, 7 for 42
	- G. PRIDDLE	7 for 48, 7 for 95
	- A. TUCKER	7 for 39, 7 for 45
	- M. SUVOLTOS	7 for 75, 8 for 74
	- G. MORGAN	7 for 12
	- D. SMITH	7 for 15
	- R. LANE	7 for 18
	- I. HASTIE	7 for 20
	- T. CLINCH	7 for 22
	- N. CRANE	7 for 24
	- R. ALSOP	7 for 35
	- W. HOOD	7 for 43
	- F. TUSKES	7 for 47
	- A. JEFFERIES	7 for 53
	- B. FLANAGAN	7 for 51
	- A. O'CONNOR	7 for 58
	- G. TAYLOR	7 for 77
	- C. WARREN	7 for 66
	- A. WOOLLETT	7 for 64
	- J. TENABEL	7 for 57
	- B. FLEET	7 for 59
	- P. BROWN	7 for 21
	- B. BAHR	7 for 39
	- A. WOOLLETT	7 for 25
	- A. MERRIMAN	7 for 25
	- J. L. TAYLOR	7 for 16
	- G. BLACKLEY	7 for 21
	- J. CLOWSE	7 for 18
	- A. WISEMAN	7 for 51
	- P. SMITH	7 for 61
	- T. HICKEY	7 for 59
	- Michael KIRKLAND	7 for 30

FIFTH XI

8 wickets	- B. BAHR	8 for 30, 8 for 58
	- G. BRIGGS	8 for 8
	- D. ESKRIGGE	8 for 55
	- John Mc DONALD	8 for 37
	- A. O'CONNOR	8 for 45
	- J. FORREST	8 for 47
7 wickets	- C. WARREN	7 for 18, 7 for 35, 7 for 38, 7 for 74
	- G. L. CHISHOLM	7 for 45, 7 for 92, 7 for 44
	- G. BRIGGS	7 for 32, 7 for 35
	- G. DALTON	7 for 101, 7 for 33
	- B. TAYLOR	7 for 15, 7 for 18

SIXTH XI

9 wickets	- H. DAVIS	9 for 32
8 wickets	- G. TREVASKIS	8 for 41
7 wickets	- G. L. CHISHOLM	7 for 23, 7 for 24, 7 for 30, 7 for 69
	- M. ANDERSON	7 for 38, 7 for 30, 7 for 53
	- J. L. TAYLOR	7 for 28
	- G. BRIGGS	7 for 33
	- C. SING	7 for 52
	- R. COULSON	7 for 53
	- R. LANE	7 for 105
	- W. HADFIELD	7 for 36
	- N. CLARK	7 for 31
	- A. FATONE	7 for 24
	- T. HICKEY	7 for 23



5 wickets or more in an inning



FIRST XI	TOTAL	BEST	FIRST XI	TOTAL	BEST	SECOND XI	TOTAL	BEST
A. G. SCHOFIELD	34	8/41(debut)	W. GRIFFEN	1	8/43	L. REID	2	8/35
G. P. WELLS	29	8/32	C. HARRIS	1	5/12	I. GUNN	2	7/19
R. F. MERRIMAN	23	8/45	H. HASSETT	1	6/25	J. ALEXIADES	2	7/47
V. H. PROFITT	20	8/28	V. HORNSEY	1	5/47	A. RICHARDSON	2	7/27
B. J. EDWARDS	18	7/33	W. KNOX	1	6/67	D. HICKLETON	2	6/68
S. HUCKER	10	7/14	J. LAMB	1	5/63	B. DOOLEY	2	5/51
B. SHAW	9	6/27	T. J. LUDOWYK	1	5/21	Gavin NELSON	2	6/85
D. Mc CABE-DOYLE	8	8/56	P. TWADDLE	1	5/14	D. RIAL	2	5/41
P. CRICHTON	8	8/34	A. WELLS	1	6/14	J. TEAGUE	2	5/27
G. CASTLE	8	6/20	B. NUNN	1	5/79	S. RAU	2	7/33
F. C. ADDISON	7	7/86	M. COX	1	5/48(debut)	A. WISEMAN	2	6/104
B. TSITAS	6	8/14	L. MULLER	1	5/22	P. HIRST	2	
G. SMART	5	9/73	C. FEATHERSTON	1	5/43	M. DAVIS	2	6/41
	(all in 1911/12)		J. MULLER	1	6/74	D. MANTHORPE	2	6/45
A. JEFFERIES	5	8/29	D. FLEET	1	6/41	C. FAYERS	1	6/35
J. JAMES	4	6/41	T. MATTHEWS	1	5/20(debut)	A. WELLS	1	5/24
J. HIRST	4	7/14	S. RAU	1	5/53	G. DUTTON	1	5/24
K. MEANEY	4	7/16	D. BOYANTON	1	5/39	S. MATTHEWS	1	5/24
N. McGUANE	4	6/58	P. LYNCH	1	5/82	J. LUKE	1	5/34
M. RUDOLPH	3	5/55	J. MAHER	1	5/56	P. TWADDLE	1	6/33
J. LOWTHIAN	3	7/ 4	M.A. CARSON	1	5/17	B. HOLDEN	1	5/22
M. MITTON	3	6/40	D. MANTHORPE	1	5/34	W. KNOP	1	5/56
K. NICHOLSON	3	9/39	S. MURDOCH	1	5/57	R. F. MERRIMAN	1	5/41
D. ORCHARD	3	6/66	G. CLARK	1	5/60	J. LUDOWYK	1	5/85
J. ROSS	3	5/17	H. CHRISTIE	1	5/48	G. RHODES	1	5/62
R. SPARK	3	6/40	R. GIBSON	1	5/72	E. Mac ARTHUR	1	5/66
J. WAINWRIGHT	3	7/55	George CHISHOLM	1	5/15	D. BLAIR	1	5/39
D. HINCHLIFFE	3	6/26	N. GUIDA	1	5/46	J. LAMB	1	5/32
C. FAYERS	3	6/53	A. BAIN	1	6/27	D. VAUGHAN	1	5/37
B. STACEY	3	5/31	J. LEWIS	1	5/58	W. HOOD	1	5/ 9
J. FOSS	3	6/70	P. McKENNA	1	5/83 (semi)	G. M. WELLS	1	5/26
J. CLARK	3	5/31				R. JEWELL	1	5/15
E. OPIE (1912/13)	2	7/26(debut)	SECOND XI	TOTAL	BEST	J. GROVES	1	5/32
C. J. LYNCH	2	5/19	M. RUSSELL	12	8/58	J. MATTHEWS	1	5/32
V. X. HASSETT	2	5/41	B. BAHR	12	7/30	STONEHOUSE	1	5/36
R. HASSETT	2	9/16	Dev ROYCE	10	6/60	G. ROMNEY	1	5/24
T. A. DAVID	2	5/30	B. SHAW	7	9/43	D. HINCHLIFFE	1	7/37
P. L. WILLIAMS	2	8/24	R. TUCKER	6	8/11	B. HENDERSON	1	5/28
F. MEEK	2	5/32	T. LUDOWYK	6	7/26	A. C. MARSHALL	1	5/27
C. HARRIS	2	5/12	K. J. TAYLOR	6	6/10	S. TAYLOR	1	5/47
P. SHEAHAN	2	5/27	Carson CARROLL	6	6/9	D. HYLAND	1	5/79
C. DAGNALL	2	5/42	G. BENT	6	6/17	N. CRANE	1	6/56
G. ANDREWS	2	8/61	J. FISHER	6	8/50	T. BOWTELL	1	6/16
J. FISHER	2	5/33	B. FLEET	6	8/68	S. LUNN	1	5/20
S. MULLEN	2	5/40	S. MULLEN	6	7/39	T. DAVIES	1	5/41
D. DENNY	2	6/ 8	D. FLEET	6	7/30	R. DALTON	1	5/41
J. HARRISON	2	6/29	A. TONKIN	5	9/38	G. OMAN	1	6/48
J. DAVIS	2	5/37	A. MERRIMAN	5	6/43	M. TRELOAR	1	5/37
A. DAVID (1910/11)	1	5/39	A. BALAAM	4	8/47	Toby SMITH	1	5/49
E (Ted). RANKIN	1	5/25	A. FOSTER	4	8/25	M. COX	1	5/51
	(1910/11)		I. SIMPSON	4	5/13	M. BARKLEY	1	5/34
C. COUSINS	1	6/14	T.D. JARMAN	4	5/30	A. WRIGHT	1	6/ 4
	(1911/12)		I HASTIE	4	6/27	M. SUVOLTOS	1	7/46
R. THOMPSON	1	5/35	D. BOYANTON	3	7/50	M. JACKSON	1	8/47
J. MADDERN	1	6/16	D. Mc TAGGART	3	7/23	J. SIMONSEN	1	5/93
F. MILES	1	5/87	A. MITCHELL	3	6/17	J. SHEAHAN	1	5/41
B. MORGAN	1	5/23(debut)	I. HOCKING	3	5/16	J. RATCLIFFE	1	8/45
E. Mac ARTHUR	1	7/36	J. CHAPMAN	3	6/31	A. HICKEY	1	5/29
G. OMAN	1	5/42	L. FERGUSON	3	8/53	D. DENNY	1	5/22
B. OVER	1	6/51	M. HUNTER	3	7/26	J. BOTTOMLEY	1	5/15
L. REID	1	6/86	D. NEWMAN	3	8/23	S. REIDY	1	5/25
J. SMALES	1	5/27	M. DONAGHY	3	8/113	J. LEWIS	1	5/34
B. BAHR	1	7/18	R. THOMPSON	3	6/25	J. WALTERS	1	5/19
B. BARTLE	1	8/ 2	L. BRENNAN	3	6/20	M. DAVIS	1	5/34
M. BOWTELL	1	5/23	A. GOVE	3	6/52	J. LAWSON	1	5/54
G. BURCH	1	8/17	M. RUDOLPH	2	9/39	M. YOUNG	1	5/38
L. CAMERON	1	7/15	P. SHEAHAN	2	7/86	J. LEWIS	1	5/47
J. COOMBER	1	5/27	A. WISHART	2	6/10	J. TEGELHUTER	1	5/52
L. FERGUSON	1	5/34	J. PHILLIPS	2	6/66	C.DEARY	1	5/28
W. GOODLEW	1	6/32	W. GRIFFEN	2	7/26			
			I. COOMBER	2	5/25			
			G. Mc CALLUM	2	5/28			



5 wickets or more in an inning



THIRD XI			THIRD XI			FOURTH XI		
	TOTAL	BEST		TOTAL	BEST		TOTAL	BEST
D. FAREY	10	9/20	D. HOSSACK	1	9/29	R. F. MERRIMAN	16	7/33
V. H. PROFITT	6	7/40	B. SHAW	1	5/18	K. HERNAN	9	6/1
A. TUCKER	6	7/51	G. BENT	1	7/12	D. FAREY	9	8/59
A. MERRIMAN	5	9/39	J. WAINWRIGHT	1	7/33	A. MERRIMAN	8	6/17
R. DICKSON	5	7/41	W. HEHIR	1	6/16	T. CLINCH	8	7/22
J. LUDOWYK	5	6/24	G. QUAYLE	1	5/22	J. L. TAYLOR	7	9/27
G. N. TAYLOR	5	7/25	N. BOUCHIER	1	5/21	R. LUSCOMBE	7	7/12
L. FRIEND	5	6/42	A. CONNELLY	1	6/57	G. L. CHISHOLM	6	6/42
B. TWADDLE	5	6/28	G. YOUNG	1	5/25	M. SUVOLTOS	6	8/74
A. DEVLIN	4	6/74	M. TAYLOR	1	7/31	G. PRIDDLE	5	7/48
P. SMITH	4	6/63	T. BOWTELL	1	5/50	G. TREVASKIS	5	6/58
W. HURRING	4	8/12	G. BRIGGS	1	6/36	B. IVERMEE	5	7/29
T. CLINCH	4	7/20	I. SIMPSON	1	5/26	A. OSBORNE	5	8/22
D. FERGUSON	4	6/20	W. JERVIES	1	5/61	R. BLACKMAN	5	6/42
M. DAVIDSON	4	6/44	D. BLAIR	1	5/27	F. DAWBER	5	7/11
Dev ROYCE	4	5/18	B. FLANAGAN	1	8/11	A. TUCKER	5	7/39
D. Mc QUEEN	3	8/44	D. SMITH	1	7/49	D. SMITH	5	7/15
B. BAHR	3	6/19	D. EASTGATE	1	5/46	P. SMITH	5	6/49
J. GROVES	3	7/16	B. STACEY	1	5/35	T. HICKEY	5	7/59
J. COPE	3	7/22	B. RIXON	1	5/81	Z. STOKES	5	6/21
G. TREVASKIS	3	6/29	D. RIAL	1	5/32	T. HOPE	4	6/25
R. TUCKER	3	7/43	C. HILL	1	5/48	J. TENABEL	4	7/57
J. MULROYAN	3	6/49	G. JOHNSTONE	1	5/44	B. KELAART	4	7/14
M. CHEATLEY	3	8/27	G. PRIDDLE	1	5/29	B. JACKSON	4	6/32
A. WOOLLETT	3	5/36	P. MORGAN	1	5/28	A. FOSTER	3	6/13
S. MATTHEWS	3	6/75	G. BLACKLEY	1	7/48	P. LONEY	3	6/39
G. P. WELLS	3	6/32	A. WISHART	1	6/60	B. BAHR	3	6/47
A. WISEMAN	3	7/58	A. FOSTER	1	6/27	D. STEVENS	3	6/73
M. COX	2	5/43	A. Mc CARTNEY	1	8/34	K. J. TAYLOR	3	6/20
C. NELSON	2	7/35	M. HOSKING	1	5/25	G. ALSOP	3	7/35
C. Mc KENZIE	2	5/12	R. ETCHELLS	1	6/69	G. TURNER	3	5/12
S. HOLLOWAY	2	8/46	W. THORNTON	1	7/69	K. WOODMAN	3	6/75
W. KNOPP	2	7/45	P. ANDJELKOVIC	1	7/57	M. DAVIDSON	3	5/16
L. SANDERSON	2	6/45	W. ELLIOTT	1	5/59	L. MULLER	3	6/27
J. JARVIS	2	6/35	R. DAVID	1	6/48	C. WARREN	3	7/66
L. WHITE Jnr.	2	5/45	P. GILBY	1	5/29	A. DEVLIN	3	5/38
P. MOORE	2	5/16	N. RICHARDSON	1	6/6	T. HICKEY	3	6/60
G. SHAW	2	5/27	C. DEANS	1	5/33	M. KIRKLAND	3	7/30
P. JOSS	2	6/50	S. RAU	1	7/51	W. HOOD	2	7/43
W. HOOD	2	7/51	M. JACKSON	1	7/47	R. LANE	2	7/18
J. L. TAYLOR	2	6/50	J. PARKER	1	6/23	D. Mc TAGGART	2	5/41
C. BLACKMAN	2	5/40	J. ALEXIADES	1	6/68	J. MULROYAN	2	6/47
R. BRAMHAM	2	5/20	D. BOYANTON	1	5/51	D. FERGUSON	2	5/30
A. WELLS	2	7/51	J. SIMONSEN	1	5/67	K. DUNN	2	5/18
R. HARRIS	2	5/28	J. PESCOTT	1	8/22	G. BRIGGS	2	5/21
A. GOVE	2	5/32	B. EASON	1	6/47	G. De GOLDI	2	6/21
P. WEST	2	5/15	S. EASON	1	8/40	J. COPE	2	5/32
C. COULTER	2	6/61	T. BEAUMONT	1	5/10	I. SIMPSON	2	6/10
L. SHARRY	2	6/56	H. DOWN	1	5/37	B. PUPAVAC	2	5/27
J. CLOWSE	2	6/62	M. DAVIS	1	5/32	B. RIXON	2	5/29
D. TUCKER	2	6/40	T. HICKEY	1	6/49	D. TUCKER	2	6/42
B. JACKSON	2	6/20	F. TUSKES	1	5/17	A. WOOLLETT	2	7/64
A. WINDT	2	6/26	M. KIRKLAND	1	5/14	J. DICKSON	2	6/24
B. ANDERSON	2	5/12	Z. STOKES	1	5/67	P. WEST	2	6/54
Z. STOKES	2	5/35	O. HILL	1	5/34	T. ANDERSON	2	6/74
J. TEGELHUTER	2	5/25	B. YOUNG	1	5/18	S. DAY	2	5/14
D. FLEET	2	7/30	L. NORTON	1	6/12	F. TUSKES	2	6/48
A. KALZ	2	5/20	S. MEANEY	1	5/43	J. BOWDEN	2	5/15
R. HOWARD	1	6/61				L. FRIEND	2	6/63
A. HOWARD	1	5/5				S. CALLOW	2	5/39
W. HEATH	1	6/30				A. GRACE	2	5/7
N. LINDSAY	1	6/93				R. JONES	1	6/5
M. KERGER	1	7/12				J. ALEXIADES	1	5/62
G. GROSS	1	6/55				M. WHOLOHAN	1	5/13
V. HIND	1	5/14				G. BLACKLEY	1	5/68
J. CONDER	1	5/15				B. DOOLEY	1	5/37
KEEN	1	5/16				C. SING	1	5/12
K. HERNAN	1	5/40				A. Mc CARTNEY	1	8/28
J. BARMBY	1	6/17				A. CONNELLY	1	5/20
M. RUSSELL	1	6/13						



5 wickets or more in an inning



FOURTH XI	TOTAL	BEST
G. P. WELLS	1	6/25
D. MASON	1	5/42
G. YOUNG	1	5/55
C. BLACKMAN	1	5/33
S. LUNN	1	6/68
N. CRANE	1	7/24
D. HASSELL	1	5/41
Russ De GOLDI	1	6/82
L. BEALES	1	6/22
W. NANKERVIS	1	5/34
D. RUFFIN	1	5/49
H. MATTHEWS	1	6/20
P. FAULKNER	1	5/40
G. Mc KINNON	1	5/15
L. SCHOFIELD	1	5/11
A. WINDT	1	8/27
B. SHERWELL	1	6/15
D. BAUM	1	6/95
D. SING	1	5/35
D. TAYLOR	1	6/67
P. BIVIANO	1	6/60
L. DAVID	1	5/71
G. MORGAN	1	7/12
I. HASTIE	1	7/20
A. TREVASKIS	1	5/24
P. DUFFIELD	1	6/26
A. JEFFERIES	1	7/53
R. SAVAGE	1	5/21
B. FLANAGAN	1	7/51
A. O'CONNOR	1	7/58
Don ROYCE	1	5/37
S. ELLIS	1	5/79
G. TAYLOR	1	7/77
S. WELLS	1	6/56
A. WISEMAN	1	6/71
D. MURRAY	1	5/3
D. JARICK (debut)	1	5/19
S. RAU	1	5/20
N. CLARK	1	6/21
A. HENDERSON	1	5/12
B. LOATS	1	5/30
C. RUSSELL	1	6/50
P. SHAKESPEARE	1	5/37
S. SANDERSON	1	5/53(QF)
T. SUDWEEKS	1	5/25
L. NORTON	1	5/35
J. GORDON	1	5/25
L. IRVING	1	5/18
L. POVEY	1	6/21

FIFTH XI	TOTAL	BEST
G. L. CHISHOLM	19	7/44
G. BRIGGS	13	8/8
J. Mc DONALD	7	8/37
C. WARREN	7	7/18
J. L. TAYLOR	6	7/16
B. BAHR	6	8/30
G. CLARK	6	6/29
Chris CARROLL	5	6/45
A. MERRIMAN	5	7/25
W. HADFIELD	5	5/15(SF)
G. DALTON	4	7/33
R. LANE	4	5/32
G.N. TAYLOR	4	6/40
P. SMITH	4	7/61
N. CLARK	4	6/64
J. RATCLIFFE	4	8/28
P. ROBERTSON	3	6/9
P. STEVEN	3	6/46
R. F. MERRIMAN	3	6/123
G. PRIDDLE	3	6/30
D. ESKRIGGE	3	8/55
B. FLEET	3	7/59

FIFTH XI	TOTAL	BEST
C. HOCKING	3	6/62
A. FATONE	3	5/24
A. PATCHING	3	6/18
A. WISHART	2	5/26
G. BLACKLEY	2	7/21
G. TREVASKIS	2	5/23
R. DALTON	2	5/19
A. O'CONNOR	2	8/45
D. WALSH	2	6/78
B. TAYLOR	2	7/15
A. WISEMAN	2	7/51
J. HADFIELD	2	5/19
Sammy SINGH	2	5/15
Tim.Mc LEAN	1	5/25
S. WELLS	1	5/16
I. HASTIE	1	6/23
C. SING	1	6/39
R. ETCHELLES	1	5/13
R. HARRISON	1	5/31
D. FAREY	1	6/94
A. Mc CARTNEY	1	5/13
K. DAVIS	1	5/23
P. LONEY	1	6/55
D. COWAN	1	5/20
A. FOSTER	1	5/53
B. SHERWELL	1	6/54
A. CONNELLY	1	5/40
I. Mc CALLUM	1	5/33
P. MASON	1	7/21
Peter BROWN	1	5/28
S. ELLIS	1	6/35
D. BIVIANO	1	6/29
R. WARREN	1	6/30
S. Mc BRIDE	1	5/24
W. HOOD	1	5/34
A. WOOLLETT	1	7/25
A. O'CONNOR	1	8/45
D. BARNES	1	5/47
D. Mc QUEEN	1	6/29
B. Mc LEAN	1	5/24
A. DEVLIN	1	6/24
A. LAVARS	1	6/39
D. BOYANTON	1	5/62
S. RAU	1	5/38
T. HIBBARD	1	5/24
T. BOYLE	1	5/23
W. HADFIELD	1	5/56
J. CLOWSE	1	7/18
A. PATCHING	1	6/26
M. GILES	1	5/46(GF)
N. JONES (debut)	1	6/54
S. GOVE	1	5/38(SF)
J. DAVIS	1	5/38
T. BOYLE	1	5/44
N. CLARK	1	5/47
B. SUTTERBY	1	5/15
J. FORREST (debut)	1	8/47
Matt AINSWORTH	1	5/22
C. GREEN	1	5/7
M. SUVOLTOS	1	5/26
J. WHITE	1	5/10
J. GORDON	1	6/15
Mihir PATEL	1	6/21
N. MARTIN	1	5/34
S. ABRAM	1	5/15
R. WARDLE	1	5/44

SIXTH XI	TOTAL	BEST
G. L. CHISHOLM	20	7/23
M. ANDERSON	6	7/30
G. BRIGGS	5	7/33
G. DALTON	4	6/32
W. HADFIELD	4	7/36
A. FATONE	4	7/24
N. CLARK	4	7/31
J. L. TAYLOR	3	7/28
R. COULSON	3	7/53
H. DAVIS	2	9/32
D. SING	2	6/69
D. WILLIAMSON	2	5/6
A. WOOLLETT	2	5/13
R. LANE	2	7/105
Trevor SMITH	2	6/19
T. HICKEY	2	7/23
G. TREVASKIS	1	8/41
P. TAYLOR	1	5/10
R. JONES	1	5/39
Phil TWADDLE	1	5/52
G. BLACKLEY	1	5/20
J. FAHEY	1	5/20
R. F. MERRIMAN	1	6/5
P. WRZUSZCZAK	1	6/23
S. LUNN	1	6/38
D. VERNON	1	5/10
K. J. TAYLOR	1	5/33
D. BARTON	1	5/81
A. FOSTER	1	6/37
C. HILL	1	5/44
C. SING	1	7/52
J. Mc DONALD	1	5/26
D. MATTHEWS	1	6/67
A. MERRIMAN	1	5/42
L. BENNETT	1	5/70
A. DEVLIN	1	6/33
D. Mc LEAN	1	5/51
D. O'BRIEN	1	6/13
S. NORTH	1	6/31
J. FISHER	1	5/26
P. SMITH	1	6/61
A. WESTMAN	1	5/54
P. SHEAHAN	1	5/61
A. WINDT	1	6/21
B. JACKSON	1	5/9
J. THOMAS	1	5/30
B. BENTLEY	1	5/15
D. TREMBATH	1	5/27
T. LEVICK	1	5/25
M. KIRKLAND	1	5/13
A. SIRGIANNIS	1	6/17
A. PATCHING	1	5/28
S. THIELE	1	5/51
W. BICKERDIKE	1	6/20
H. YATES	1	5/18

SEVENTH XI	TOTAL	BEST
A. SIRGIANNIS	2	6/22(GF)
D. KIRKLAND	1	5/11
K. GRAMBEAU (debut)	1	5/10
T. CHISHOLM	1	5/12
M. KIRKLAND	1	5/7
J. DEVLIN	1	6/4

50 wickets or more in a grade

FIRST XI	wickets	SECOND XI	THIRD XI	FOURTH XI	FIFTH XI				
WELLS, GREG P.	574	M. RUSSELL	293	D. FAREY	203	J. L. TAYLOR	197	G. L. CHISHOLM	265
SCHOFIELD, A. GEORGE	473	Dev ROYCE	206	B. TWADDLE	201	A. MERRIMAN	182	G. BRIGGS	169
MERRIMAN, ROBERT F.	372	I. HASTIE	193	G. TAYLOR	144	Z. STOKES	174	Chris CARROLL	146
EDWARDS, BRIAN J.	351	B. BAHR	168	R. DICKSON	143	M. SUVOLTOS	166	G. CLARK	134
PROFIT, VIC H.	303	I. SIMPSON	141	A. MERRIMAN	127	R. F. MERRIMAN	145	B. BAHR	122
SHAW, BARRY	256	D. FLEET	141	T. CLINCH	123	D. FAREY	144	J. L. TAYLOR	121
CASTLE, GAVIN	212	A. TONKIN	135	Z. STOKES	122	T. CLINCH	142	A. MERRIMAN	114
CRICHTON, PETER	185	G. BENT	133	G. P. WELLS	112	G. L. CHISHOLM	125	W. HADFIELD	109
MEANEY, KEITH	179	A. MERRIMAN	125	A. TUCKER	107	R. LUSCOMBE	114	John Mc DONALD	108
JEFFERIES, TONY	179	J. LEWIS	121	A. DEVLIN	98	T. LEVICK	110	C. WARREN	101
HUCKER, SCOTT	171	T. J. LUDOWYK	119	P. SMITH	96	T. HICKEY	108	A. PATCHING	101
TSITAS, BARRY	118	B. SHAW	114	A. KALZ	96	K. HERNAN	107	R. LANE	93
CHISHOLM, GEORGE	110	S. MULLEN	114	N. LINDSAY	95	A. DEVLIN	98	N. CLARK	89
WELLS, ALLAN	108	K. J. TAYLOR	112	I. SIMPSON	86	F. TUSKES	96	J. RATCLIFFE	75
DAVIS, JACKSON	105	D. HICKLETON	111	G. BRIGGS	79	F. DAWBER	89	J. HADFIELD	74
LUDOWYK, TIM J.	102	B. FLEET	97	J. COPE	79	P. SMITH	86	G. DALTON	72
MEEK, FRANK	100	T. D. JARMAN	93	T. BATES	75	D. MURRAY	84	C. HOCKING	71
McGUANE, NICK	100	A. GOVE	86	T. LEVICK	74	G. PRIDDLE	83	G. PRIDDLE	70
ADDISON, FRANK C.	94	R. TUCKER	83	D. FERGUSON	73	C. WARREN	81	A. FATONE	70
Mc CABE-DOYLE, DES	94	J. LAMB	81	B. BAHR	72	G. TREVASKIS	79	C. McGRATH	69
MULLEN, SCOTT	94	Carson CARROLL	81	L. FRIEND	72	A. FOSTER	78	S. SINGH	65
HIRST, JACK	92	A. FOSTER	79	J. GROVES	71	B. KELAART	78	P. SMITH	63
CAMERON, LINDSAY	90	A. WELLS	79	J. MULROYAN	70	L. FRIEND	74	G. MAKKER	55
JAMES, JACK	90	D. Mc TAGGART	77	F. TUSKES	69	R. BLACKMAN	73	M. KIRKLNAD	53
RUDOLPH, MATTHEW	90	A. TUCKER	77	D. BARNES	65	K. WOODMAN	70	P. ROBERTSON	51
HASSETT, VIN X.	89	S. FRANKLIN	68	W. HURRING	65	B. IVERMEE	70		
THOMPSON, ROB	82	J. ALEXIADES	66	B. BENTLEY	61	T. HOPE	60		
MITTON, MIKE	80	D. BOYANTON	65	A. WELLS	59	G. BRIGGS	59		
REID, LEN	76	T. BEAUMONT	63	G. TREVASKIS	58	C. HOCKING	58		
NELSON, GAVIN	76	M. JACKSON	62	D. FLEET	57	A. OSBORNE	58		
LAMB, JOHN	75	R. THOMPSON	61	D. Mc QUEEN	55	A. O'CONNOR	58	SIXTH XI	
FEGAN, FRANK	74	M. HUNTER	61	M. DAVIDSON	55	B. RIXON	57	G. L. CHISHOLM	309
BURCH, GEOFF	73	M. COX	60	A. WOOLLETT	55	S. SANDERSON	57	W. HADFIELD	102
DAVID, T. ARTHUR	71	J. FISHER	57	L. SHARRY	54	A. WOOLLETT	56	A. BISHOP	91
HODGE, DYLAN	71	D. BLAIR	57	G. SHAW	53	N. CRANE	54	M. ANDERSON	85
KIDDLE, Rod	68	A. WRIGHT	56	G. PRIDDLE	52	R. LANE	54	Trevor SMITH	72
FAYERS, CHRIS	67	M. DAVIS	54	J. LUDOWYK	52	W. HOOD	52	R. COULSON	70
CHRISTIE, HARRY	66	J. GROVES	53	M. TAYLOR	52	A. TUCKER	52	N. CLARK	69
ROSS, JOHN	65	Gavin NELSON	50	A. O'CONNOR	52	B. JACKSON	52	J. HADFIELD	65
STACEY, BRAD	64	L. SHARRY	50	V. H. PROFITT	51			G. DALTON	57
SPARK, RON	64			Dev ROYCE	51			A. FATONE	57
FISHER, JEFF	63			A. WINDT	50			J. L. TAYLOR	53
BYRNE, HENRY (LARRY)	62								
ALLEN, SAM	62								
WAINWRIGHT, JOHN	59								
WEDDELL, ROBERT	59								
WILLIAMS, PHIL L.	58								
MULLER, LUKE	56								
NEVILLE, BEN	55								
DENNY, DALE	55								
HINCHLIFFE, DAVID	54								
LYNCH, CHRIS J.	53								
FEATHERSTON, Craig	53								
NICHOLSON, KEN	52								
FLEET, DARREN	52								
SMART, GEORGE	51								
ROYCE, DEVON	50								
DAVIS, KEN H.	50								



25 wickets or more in a season



FIRSTS

G. SMART	46 @ 11.8	in 1911/12
P. L. WILLIAMS	28 @ 6.46	in 1928/29
R. HASSETT	35 @ 8.34	in 1928/29
L. BYRNE	31 @ 16.9	in 1929/30
F. C. ADDISON	28 @ 18.7	in 1931/32
F. C. ADDISON	25 @ 14.16	in 1932/33
A. G. SCHOFIELD	52 @ 16.17	in 1933/34
L. CAMERON	34 @ 14.35	in 1935/36
V. H. PROFITT	39 @ 15	in 1935/36
D. MCCABE-DOYLE	31 @ 11.26	in 1936/37
V. H. PROFITT	25 @ 18.92	in 1936/37
V. H. PROFITT	27 @ 11.76	in 1937/38
A. G. SCHOFIELD	36 @ 21.55	in 1938/39
V. H. PROFITT	27 @ 16.93	in 1938/39
A. G. SCHOFIELD	56 @ 14.52	in 1939/40
V. H. PROFITT	46 @ 11.06	in 1939/40
J. LOWTHIAN	38 @ 12.45	in 1940/41
V. H. PROFITT	25 @ 17.08	in 1941/42
A. G. SCHOFIELD	41 @ 16.8	in 1945/46
J. JAMES	27 @ 20.5	in 1946/47
A. G. SCHOFIELD	44 @ 16.97	in 1947/48
V. HORNSEY	25 @ 18.6	in 1947/48
A. G. SCHOFIELD	46 @ 14.04	in 1948/49
J. JAMES	32 @ 13.78	in 1948/49
A. G. SCHOFIELD	35 @ 13.86	in 1949/50
A. G. SCHOFIELD	40 @ 13.12	in 1950/51
J. ROSS	29 @ 15.21	in 1950/51
G. BURCH	26 @ 13.11	in 1950/51
A. G. SCHOFIELD	37 @ 8.48	in 1951/52
P. CRICHTON	34 @ 14.89	in 1951/52
K. MEANEY	33 @ 10.62	in 1951/52
P. CRICHTON	31 @ 15.16	in 1954/55
P. CRICHTON	46 @ 15.56	in 1955/56
K. MEANEY	32 @ 17.81	in 1955/56
J. WAINWRIGHT	31 @ 12.77	in 1957/58
J. WAINWRIGHT	26 @ 20.15	in 1958/59
B. BARTLE	25 @ 18.92	in 1958/59
D. HINCHLIFFE	34 @ 13.32	in 1959/60
R. F. MERRIMAN	34 @ 15.94	in 1959/60
R. F. MERRIMAN	35 @ 10.86	in 1960/61
L. REID	26 @ 17.62	in 1960/61
R. F. MERRIMAN	28 @ 17.36	in 1961/62
R. F. MERRIMAN	33 @ 16.3	in 1967/68
B. SHAW	32 @ 14.7	in 1968/69
R. F. MERRIMAN	31 @ 13	in 1968/69
B. J. EDWARDS	28 @ 10.6	in 1968/69
E. MAC ARTHUR	25 @ 18.6	in 1968/69
R. SPARK	36 @ 18	in 1969/70
B. SHAW	28 @ 11.75	in 1969/70
B. J. EDWARDS	26 @ 13	in 1969/70
R. F. MERRIMAN	25 @ 13.8	in 1969/70
B. SHAW	25 @ 18.4	in 1970/71
B. SHAW	28 @ 18.9	in 1971/72
B. J. EDWARDS	27 @ 13.2	in 1971/72
R. F. MERRIMAN	25 @ 14.7	in 1971/72
R. F. MERRIMAN	28 @ 10.5	in 1972/73
B. J. EDWARDS	28 @ 13.1	in 1972/73
M. MITTON	28 @ 15.32	in 1973/74
G. P. WELLS	31 @ 15	in 1974/75
G. P. WELLS	47 @ 11.8	in 1975/76
B. J. EDWARDS	29 @ 11.7	in 1976/77
G. P. WELLS	34 @ 13.29	in 1977/78
B. J. EDWARDS	28 @ 14.95	in 1977/78
T. LUDOWYK	26 @ 15.42	in 1977/78
G. P. WELLS	39 @ 11.23	in 1978/79
T. LUDOWYK	25 @ 16.28	in 1978/79
B. J. EDWARDS	43 @ 13.4	in 1979/80
G. P. WELLS	34 @ 18.3	in 1979/80

FIRSTS

G. P. WELLS	31 @ 16.2	in 1980/81
G. P. WELLS	45 @ 13.4	in 1981/82
F. MEEK	28 @ 20.9	in 1981/82
R. THOMPSON	28 @ 20.25	in 1982/83
G. P. WELLS	44 @ 10.95	in 1983/84
G. P. WELLS	32 @ 14.47	in 1985/86
G. P. WELLS	47 @ 12.94	in 1987/88
C. FAYERS	26 @ 16.54	in 1988/89
C. FAYERS	27 @ 15.7	in 1989/90
A. JEFFERIES	29 @ 16.55	in 1990/91
A. JEFFERIES	30 @ 15.67	in 1991/92
J. FISHER	28 @ 18.57	in 1991/92
M. RUDOLPH	26 @ 22	in 1995/96
G. CASTLE	38 @ 12.39	in 1996/97
G. CASTLE	28 @ 17.79	in 1997/98
S. HUCKER	27 @ 14.04	in 1997/98
G. CASTLE	33 @ 15.55	in 1998/99
G. CASTLE	40 @ 15.3	in 1999/00
S. HUCKER	27 @ 19.3	in 1999/00
G. CASTLE	37 @ 13.57	in 2000/01
S. HUCKER	27 @ 18.93	in 2001/02
S. HUCKER	42 @ 11	in 2002/03
B. TSITAS	31 @ 11.55	in 2003/04
B. TSITAS	33 @ 16	in 2004/05
B. TSITAS	37 @ 22.81	in 2005/06
S. RAU	28 @ 18.71	in 2005/06
S. MULLEN	30 @ 16.87	in 2007/08
J. FOSS	28 @ 18.54	in 2012/13
C. ALFORD	27 @ 18.48	in 2013/14
J. CLARK	30 @ 15.87	in 2016/17
N. McGUANE	28 @ 18.96	in 2018/19

SECONDS

M. RUSSELL	26 @ 17.42	in 1958/59
M. RUSSELL	27 @ 15.29	in 1949/50
R. FALCONER	32 @ 14.31	in 1950/51
M. RUSSELL	30 @ 16.03	in 1950/51
A. TONKIN	27 @ 12.93	in 1950/51
A. TONKIN	30 @ 10.23	in 1951/52
J. GROVES	28 @ 10.14	in 1951/52
A. TONKIN	37 @ 12.14	in 1952/53
L. REID	30 @ 10.2	in 1956/57
R. TUCKER	34 @ 9.32	in 1964/65
G. BENT	34 @ 11.32	in 1964/65
G. BENT	32 @ 11.88	in 1965/66
J. LAMB	34 @ 12.67	in 1966/67
A. FOSTER	25 @ 12.92	in 1967/68
A. FOSTER	44 @ 13.09	in 1968/69
B. BAHR	63 @ 7.83	in 1968/69
B. SHAW	32 @ 16.06	in 1975/76
B. SHAW	26 @ 16.4	in 1976/77
D. MC TAGGART	36 @ 12.27	in 1978/79
J. ALEXIADES	26 @ 15.0	in 1980/81
I. SIMPSON	44 @ 15.61	in 1981/82
R. THOMPSON	31 @ 11.54	in 1981/82
T. LUDOWYK	27 @ 18.29	in 1982/83
A. MERRIMAN	27 @ 16.56	in 1983/84
A. WISHART	25 @ 13.24	in 1983/84
A. MERRIMAN	29 @ 13.41	in 1984/85
J. FISHER	42 @ 12.14	in 1989/90
TOBY SMITH	28 @ 19.68	in 1995/96
DEV ROYCE	26 @ 13.23	in 1998/99
T. D. JARMAN	26 @ 11.96	in 2003/04
DEV ROYCE	28 @ 12.64	in 2011/12
S. MULLEN	36 @ 14.97	in 2012/13
T. BEAUMONT	25 @ 17.36	in 2012/13
T. BEAUMONT	28 @ 17.25	in 2013/14
S. FRANKLIN	25 @ 18.72	in 2022/23



25 wickets or more in a season



THIRDS

N. HURRING	43 @	9.72	in 1950/51
J. GROVES	41 @	7.17	in 1950/51
V. H. PROFITT	49 @	9.02	in 1952/53
N. LINDSAY	30 @	16.3	in 1957/58
T. CLINCH	25 @	15.84	in 1957/58
R. DICKSON	29 @	16.8	in 1956/57
D. FERGUSON	29 @	12.79	in 1959/60
M. DAVIDSON	34 @	13.47	in 1960/61
D. FAREY	32 @	10.44	in 1960/61
W. HEATH	30 @	13.5	in 1963/64
D. FAREY	40 @	7.85	in 1964/65
L. WHITE JNR	36 @	10.72	in 1964/65
D. FAREY	33 @	12.18	in 1965/66
D. FAREY	38 @	9.86	in 1966/67
J. JARVIS	32 @	15.9	in 1966/67
D. FAREY	33 @	13.15	in 1967/68
P. ANDJELKOVIC	25 @	13.76	in 1975/76
A. MERRIMAN	40 @	11.80	in 1978/79
A. MERRIMAN	29 @	13.68	in 1979/80
A. WELLS	30 @	11.5	in 1980/81
P. SHEAHAN	25 @	9.04	in 1980/81
A. MCCARTNEY	29 @	15.86	in 1981/82
C. HILL	27 @	14.77	in 1985/86
G. N. TAYLOR	25 @	18	in 1992/93
D. MCQUEEN	33 @	16.09	in 1998/99
B. TWADDLE	27 @	11.78	in 2004/05
Z. STOKES	30 @	18.5	in 2013/14
Z. STOKES	32 @	14.63	in 2014/15
O. HILL	25 @	15.6	in 2015/16
B. TWADDLE	26 @	14.46	in 2023/24

FOURTHS

J. COPE	35 @	12.4	in 1949/50
K. HERNAN	43 @	10.76	in 1953/54
F. DAWBER	29 @	12.05	in 1953/54
G. TURNER	29 @	14.41	in 1960/61
T. CLINCH	27 @	19.37	in 1961/62
R. F. MERRIMAN	65 @	8.38	in 1962/63
R. F. MERRIMAN	69 @	9.84	in 1963/64
A. OSBORNE	30 @	11.23	in 1963/64
R. LUSCOMBE	36 @	12.23	in 1964/65
B. KELAART	31 @	12.32	in 1964/65
R. BLACKMAN	33 @	13.55	in 1966/67
T. CLINCH	25 @	10.38	in 1966/67
B. IVERMEE	46 @	15.37	in 1968/69
J. L. TAYLOR	42 @	14.05	in 1969/70
D. FAREY	37 @	8.22	in 1970/71
D. FAREY	29 @	11.7	in 1971/72
G. TREVASKIS	26 @	9.53	in 1971/72
D. FAREY	40 @	10.45	in 1972/73
J. L. TAYLOR	37 @	13.9	in 1973/74
G. L. CHISHOLM	26 @	16.1	in 1973/74
J. L. TAYLOR	26 @	21.3	in 1974/75
A. MERRIMAN	25 @	12.96	in 1976/77
A. FOSTER	41 @	10.80	in 1981/82
G. PRIDDLE	26 @	10.92	in 1980/81
G. PRIDDLE	30 @	21.40	in 1982/83
A. MERRIMAN	26 @	16.11	in 1982/83
R. JONES	26 @	12.96	in 1983/84
D. SMITH	25 @	15.16	in 1985/86
R. SAVAGE	30 @	11.7	in 1988/89
B. RIXON	32 @	11.38	in 1989/90
T. ANDERSON	31 @	16.96	in 1991/92
C. WARREN	28 @	15.96	in 1993/94
C. HOCKING	27 @	12	in 2004/05
T. CASBOULT	37 @	10.71	in 2005/06
Z. STOKES	32 @	13.91	in 2008/09
S. SANDERSON	28 @	14.25	in 2011/12
Z. STOKES	28 @	15.25	in 2022/23

FIFTHS

J. L. TAYLOR	31 @	12.93	in 1975/76
J. L. TAYLOR	30 @	10.83	in 1976/77
G. TREVASKIS	31 @	9.13	in 1976/77
G. L. CHISHOLM	26 @	5.96	in 1976/77
G. BRIGGS	44 @	10.84	in 1977/78
B. BAHR	47 @	6.89	in 1978/79
P. BROWN	25 @	10.32	in 1978/79
B. BAHR	39 @	13.69	in 1979/80
B. BAHR	26 @	9.46	in 1980/81
G. BRIGGS	25 @	8.04	in 1980/81
G. L. CHISHOLM	63 @	8.83	in 1981/82
G. BLACKLEY	26 @	8.73	in 1981/82
G. DALTON	26 @	18.27	in 1983/84
G. L. CHISHOLM	42 @	14.78	in 1984/85
G. BRIGGS	27 @	14.18	in 1984/85
G. CLARK	43 @	12.20	in 1985/86
G. L. CHISHOLM	28 @	9.08	in 1985/86
G. PRIDDLE	31 @	14.26	in 1986/87
C. WARREN	34 @	13.62	in 1988/89
R. LANE	29 @	16.55	in 1989/90
D. ESKRIGGE	32 @	10.56	in 1989/90
J. MCDONALD	28 @	11.73	in 1990/91
J. MCDONALD	38 @	14.89	in 1991/92
C. WARREN	37 @	13.24	in 1994/95
G. N. TAYLOR	29 @	17.34	in 1997/98
C. HOCKING	32 @	16.69	in 2001/02
A. FATONE	28 @	14.54	in 2002/03
W. HADFIELD	32 @	14.22	in 2003/04
J. RATCLIFFE	29 @	7.38	in 2008/09
J. HADFIELD	25 @	10.60	in 2009/10
J. RATCLIFFE	26 @	9.35	in 2010/11
S. SINGH	31 @	15.84	in 2019/20
G. MAKKAR	26 @	16	in 2019/20

SIXTHS

R. COULSON	33 @	10.48	in 1979/80
G. L. CHISHOLM	62 @	7.87	in 1980/81
G. DALTON	48 @	12.89	in 1981/82
G. L. CHISHOLM	65 @	10.77	in 1982/83
G. L. CHISHOLM	43 @	13.04	in 1983/84
G. BRIGGS	33 @	9.97	in 1983/84
G. L. CHISHOLM	25 @	11.8	in 1992/93
G. L. CHISHOLM	25 @	11.56	in 1993/94
R. LANE	27 @	12.81	in 1993/94
M. ANDERSON	40 @	14.13	in 1999/00
W. HADFIELD	26 @	10.68	in 1999/00
M. ANDERSON	38 @	9.08	in 2000/01
W. HADFIELD	28 @	11.07	in 2000/01
A. FATONE	25 @	13.88	in 2000/01
A. FATONE	32 @	11	in 2001/02
W. HADFIELD	25 @	17.92	in 2001/02
A. SIRGIANNIS	25 @	17.72	in 2013/14

SEVENTHS

A. SIRGIANNIS	33 @	6.24	in 2010/11
---------------	------	------	------------



25 wickets or more in a season



B. BAHR	35	in 1973/74	in 1sts, 2nds
A. CONNOLEY	32	in 1973/74	in 2nds, 3rds, 4ths, 5ths
G. BRIGGS	28	in 1973/74	in 3rds, 4ths
B. SHAW	26	in 1973/74	in 1sts, 2nds
G. BRIGGS	34	in 1975/76	in 3rds, 4ths
D. TUCKER	38 @ 11.88	in 1989/90	in 3rds, 4ths
G. TAYLOR	36 @ 14.28	in 1989/90	in 3rds, 4ths, 5ths
R. DALTON	29 @ 15.21	in 1989/90	in 3rds, 4ths
A. WELLS	27 @ 16.04	in 1989/90	in 1sts, 2nds
A. WOOLLETT	26 @ 18.5	in 1989/90	in 3rds, 4ths
A. GOVE	37 @ 15.81	in 1991/92	in 3rds, 4ths, 5ths
A. O'CONNOR	28 @ 11.54	in 1992/93	in 4ths, 5ths, 6ths
C. WARREN	28 @ 18.54	in 1992/93	in 4ths, 5ths, 6ths
S. NORTH	25 @ 15.68	in 1993/94	in 4ths, 5ths, 6ths
M. COX	34 @ 17.41	in 1995/96	in 2nds, 3rds, 4ths
P. SMITH	29 @ 15.79	in 1995/96	in 3rds, 4ths
C. WARREN	25 @ 10.72	in 1995/96	in 4ths, 5ths
C. WARREN	33 @ 17.97	in 1996/97	in 4ths, 5th
J. FISHER	29 @ 10.69	in 1997/98	in 1sts, 2nds, 6ths
M. COX	28 @ 13.29	in 1997/98	in 2nds, 3rds
D. MCQUEEN	27 @ 19.15	in 1997/98	in 3rds, 4ths, 5ths
P. ROBERTSON	36 @ 9.67	in 1998/99	in 5ths, 6ths
A. MERRIMAN	30 @ 11.03	in 1998/99	in 4ths, 5ths
B. TAYLOR	27 @ 16.52	in 1998/99	in 4ths, 5ths
P. SMITH	35 @ 15.06	in 1999/00	in 4ths, 5ths
B. FLEET	31 @ 22	in 1999/00	in 1sts, 2nds, 5ths
DEV ROYCE	29 @ 16.24	in 1999/00	in 1sts, 2nds
A. WINDT	26 @ 11.73	in 1999/00	in 3rds, 6ths
S. RAU	25 @ 14.32	in 1999/00	in 5ths, 4ths
S. RAU	40 @ 16.50	in 2000/01	in 3rds, 4ths, 5ths, 6ths
A. WISEMAN	30 @ 10.97	in 2000/01	in 3rds, 5ths
J. TEAGUE	30 @ 16.93	in 2000/01	in 1sts, 2nds
M. SUVOLTOS	29 @ 15.93	in 2000/01	in 3rds, 4ths
P. SMITH	25 @ 22.04	in 2000/01	in 3rds, 4ths, 5ths
A. MERRIMAN	25 @ 12.04	in 2000/01	in 3rds, 5ths
P. SMITH	33 @ 11.91	in 2001/02	in 4ths, 5ths, 6ths
S. RAU	30 @ 12.4	in 2001/02	in 2nds, 3rds
B. FLEET	31 @ 14	in 2001/02	in 1sts, 2nds, 5ths
A. WISEMAN	39 @ 15.54	in 2002/03	in 2nds, 3rds, 5ths
C. HOCKING	32 @ 11.69	in 2002/03	in 4ths, Cambridge
N. CLARK	32 @ 16.44	in 2002/03	in Cambridge, Navy
S. RAU	31 @ 13.55	in 2002/03	in 1sts, 2nds
B. FLEET	30 @ 18.83	in 2002/03	in 1sts, 2nds
F. TUSKES	26 @ 17.88	in 2002/03	in 3rds, 4ths
B. JACKSON	25 @ 16.28	in 2002/03	in 3rds, 4ths
D. BOYANTON	41 @ 13.34	in 2003/04	in 1sts, 2nds, 3rds
D. FLEET	25 @ 14.56	in 2003/04	in 1sts, 2nds
M. GILES	26 @ 10.38	in 2004/05	in 4ths, 5ths
A. HENDERSON	27 @ 13.67	in 2005/06	in 3rds, 4ths
J. PARKER	28 @ 15.5	in 2005/06	in 1sts, 2nds, 3rds
S. MULLEN	45 @ 10.67	in 2005/06	in 1sts, 2nds
DEV ROYCE	27 @ 11	in 2007/08	in 1sts, 2nds, 3rds
B. JACKSON	38 @ 12.13	in 2009/10	in 3rds, 4ths, 5ths, 6ths
T. HICKEY	31 @ 17.61	in 2009/10	in 3rds, 4ths, 6ths
A. BISHOP	28 @ 17.64	in 2009/10	in 4ths, 6ths
Z. STOKES	28 @ 20.25	in 2009/10	in 3rds, 4ths
T. HICKEY	35 @ 9.60	in 2011/12	in 5ths, 6ths
S. SANDERSON	28 @ 14.90	in 2011/12	in 3rds, 4ths
T. HICKEY	31 @ 12.90	in 2012/13	in 3rds, 4ths, 5ths
S. SANDERSON	25 @ 16.36	in 2012/13	in 3rds, 4ths, 5ths
S. REIDY	26 @ 16.31	in 2013/14	in 1sts, 2nds.
Z. STOKES	34 @ 17.29	in 2014/15	in 2nds, 3rds, 4ths
M. KIRKLAND	29 @ 18.86	in 2014/15	in 3rds, 4ths
D. MANTHORPE	38 @ 12.58	in 2016/17	in 1sts, 2nds, 3rds
A. GRACE	27 @ 14.15	in 2019/20	in 3rds, 4ths
N. MARTIN	26 @ 10.92	in 2022/23	in 5ths, 6ths
J. LEWIS	26 @ 22.62	in 2023/24	in 1sts, 2nds

The Hat Trick

FIVE WICKETS IN FIVE BALLS

THIRDS W. HURRING versus Valley Mills on 23/2/1952

FOUR WICKETS IN FOUR BALLS

SIXTHS P. WRZUSZCZAK versus St. Marys in the Gowty Shield on 10/10/1981
(All batsmen bowled and it was his debut with the Club)

TWO HAT TRICKS IN THE ONE INNINGS

SIXTHS W. HADFIELD versus Newcomb & Districts on 11/12/1999 (Two hat tricks in 11 balls)

THE HAT TRICK

- FIRSTS**
- A. G. SCHOFIELD versus Geelong Footballers on 9/12/1933
 - A. G. SCHOFIELD versus North Geelong on 10/12/1949
 - B. J. EDWARDS versus Geelong West (semi final) on 18/03/1978
 - N. McGUANE versus North Geelong (5/40) on 14/10/2017
- SECONDS**
- M. DONAGHY versus North Geelong on 29/01/1949
 - G. BENT versus Corio on 3/03/1962
 - B. BAHR versus St. Josephs in January 1972
 - J. FISHER versus Grovedale on 25/11/1990 (All batsmen left handed)
 - B. FLEET versus Bell Post Hill on 1/03/2003
 - J. RATCLIFFE versus Geelong West on 27/02/2010
- THIRDS**
- A. TUCKER versus Barrabool on 18/11/1950
 - J. GROVES versus Eastern in 1951
 - W. HURRING versus C. Y. M. S. on 2/02/1952
 - K. RUSSELL versus Valley Mill in November 1952
 - W. JERVIES versus Thomson on 24/10/1970
 - I. DAVIS versus East Belmont in the Hedley Shield on 11/12/1976 (All dismissed LBW)
 - Z. STOKES versus Geelong City on 3/03/2018.
- FOURTHS**
- T. HOPE versus St. Marys YCW on 11/02/1950
 - W. NANKERVIS versus Marshall on 19/01/1952
 - R. PALMER versus Thomson on 8/11/1958
 - B. KELAART versus G. W. C. & F. C. on 20/02/1965
 - D. FAREY in February 1970
 - G. PRIDDLE versus Geelong Soccer in the Solomon Shield on 4/12/1982
 - R. LANE versus Geelong West on 26/01/1985
- FIFTHS**
- G. BRIGGS versus Thomson in District Fourths on 21/02/1976
 - G. L. CHISHOLM versus Grovedale in District Fifths on 7/02/1987
 - B. TAYLOR versus Newcomb & District Fifths on 13/02/1999 (All batsmen bowled)
- SIXTHS**
- J. L. TAYLOR versus Pilkington ACI in Gowty Shield on 8/03/1980
 - G. L. CHISHOLM versus A. P. C. in Mason Shield on 10/12/1983
 - G. L. CHISHOLM versus Bell Post Hill 2 in District Sixths on 8/02/1997
 - T. RAMSAY versus Grovedale in District Sixths on 14/02/1998
 - M. ANDERSON versus Bell Post Hill on 11/03/2000
 - M. ANDERSON versus East Belmont on 26/01/2002
 - B. BENTLEY versus Anakie on 12/02/2011
 - J. HADFIELD versus Leopold on 9/03/2013 in the N&CCC Navy



Fielding Records

CATCHES fielders

TOTAL		1sts	2nds	3rds	4ths	5ths	6ths	7ths	TOTAL
214	Russell MITCHELL	35	100	53	22	1	3		214
202	Phillip MORGAN		17	5	32	80	68		202
185	Greg WELLS	119	12	23	11	5	15		185
167	Frank TUSKES		5	106	50	5	1		167
157	Anthony DEVLIN		3	30	31	66	27		157
149	Adam O'CONNOR		12	37	59	22	18	1	149
145	Neville CRANE	47	11	13	24	30	16	4	145
132	Dev ROYCE	19	62	31	14	4	2		132
119	Ian HASTIE	15	54	17	29	3	1		119
115	Geoff WELLS	86	29						115
99	Stephen WELLS	56	15	19	8		1		99
97	A. George SCHOFIELD	96	1						97
96	David BARNES	22	18	49	4	3			96
96	Adam WOOLLETT		1	9	15	37	33	1	96
95	Matthew SUVOLTOS		10	12	45	17	11		95
93	Stuart DAY		1	5	62	5	20		93
93	Don ROYCE OAM			66	16	11			93
93	Tom LEVICK			36	53	4			93
92	Bob MERRIMAN AM	85			5	2			92
92	Vin X. HASSETT	92							92
89	Graeme CHISHOLM				13	38	38		89
88	Barry FLANAGAN	2	21	5	32	24	4		88
87	Tim CLARK	26	20	23	2	16			87
87	Darren FLEET	13	44	19	11				87
87	Denis HICKLETON	24	51	5	1	6			87
87	Jason MULLER	31	43	8	2	3			87
86	Barry SHAW	72	10	3	1				86
86	Graeme RHODES	72	14						86
85	Mark TURNLEY				3	28	54		85
83	Dale PEARCE	3	20	53	7				83
81	Luke SHARRY		22	21	20	18			81
80	Rhys BENNETT	11	31	24	3	11			80
79	David. A SHAW	58	15	6					79
75	Jorden LEWIS	5	35	13	15	4	3		75
74	Don BARTON				2	25	47		74
73	Brian EDWARDS	73							73
72	Greg SANDS		1	11	13	37	10		72
71	David MURRAY	4	11	7	39	6	4		71
69	Tony GOVE		28	20	5	16			69
67	Rodney KIDDLE	46	8	10			3		67
66	Ben NEVILLE	50	10	3	1	1	1		66
65	Chris LYNCH	64					1		65
65	Brendan TWADDLE	1	9	40	9	6			65
64	Adrian WINDT	2	4	32	8	17	1		64
63	Brett BENTLEY		2	29	8	2	22		63

CATCHES fielders

TOTAL	1sts	2nds	3rds	4ths	5ths	6ths	7ths	TOTAL
62		3	33	20	1	4	1	62
61		13	19	25	4			61
60				40	20			60
59		5	1	12	40	1		59
59		4	20	19	10	3	3	59
59		1	6	28	24			59
58		8	34	14	2			58
56		2	14	36	4			56
55	41	12		2				55
54	51		3					54
53				4	23	25	1	53
52			2	1	44	4	1	52
52	36	5	3	4	4			52
52	52							52
51	1	7	25	14	4			51
50	30	17	3					50
49		1	7	16	19	6		49
49	38	11						49
48	42		1	3		2		48
47	18	8	17	4				47
47	44				3			47
46	23	23						46
46	6	9	5	7	19			46
46	46							46
45				10	30	5		45
44	44							44
44	28	6	4	1	5			44
43	22	4	2	1	13	1		43
42	2	26	3	6	5			42
41	4	14	10	2	11			41
41					20	13	8	41
41		10	23	6	2			41
40		3	22	12	3			40
40	6	4	5	12	8	5		40
40				7	21	12		40
40		2	21	15	2			40
40	40							40
39	4	4	21	8	2			39
39			9	29		1		39
39	12	18	9					39
39			15	20	4			39
38	35	3						38
38	38							38
38		7	4	8	4	13	2	38
38		5	11	21	1			38

CATCHES fielders

TOTAL	1sts	2nds	3rds	4ths	5ths	6ths	7ths	TOTAL
37 Peter JEFFERIES	24	10	2			1		37
37 Jack ROYCE		14	20	1	2			37
36 Clayton NELSON	3	17	11	1	4			36
36 Robert DICKSON	4	25	5	2				36
36 Richard DALTON		7	9	12	4	4		36
35 Gavin NELSON	16	14	1	1	3			35
35 Paul SMITH		1	13	14	6	1		35
35 Allan FOSTER	1	7	7	10	8	2		35
35 Toby SUDWEEKS			8	11	8	8		35
34 Ian POULTON	24	8		2				34
34 Ken DAVIS	33				1			34
34 John CLARKE	34							34
34 Wayne HOOD	8	6	4	10	5	1		34
34 Rob WEDDELL	34							34
33 Alan MERRIMAN		13	2	10	8			33
33 Jason THIELE	4	21	7			1		33
33 Roger LANE			3	11	12	7		33
33 Allan WELLS	20	10	2	1				33
33 Craig GREEN		3	1	4	19	6		33
33 Adam KALZ		11	21	1				33
33 Jack HASTIE			2	18	13			33
33 Sam ALLEN	27	6						33
32 David LEIGH				31	1			32
32 Phil L. WILLIAMS	32							32
30 Geoff PRIDDLE		1	10	6	13			30
30 Paul SHAKESPEARE			7	22	1			30
30 Dylan HODGE	30							30
29 Simon SUTTERBY	16	7		1	3	2		29
29 Keith MEANEY	29							29
29 Michael KIRKLAND			10	5	9	2	3	29
28 Matthew WRIGHT	28							28
28 Morrie RUSSELL		28						28
28 John ROSS	28							28
28 William SIMSON	19	8			1			28
27 Brad YOUNG	26	1						27
27 Scott MULLEN	17	5			2	3		27
27 Geoff BURCH	27							27
27 Ben EASON		5	16	6				27
27 Harry CHRISTIE	21	4		2				27
26 John HICKEY					9	17		26
26 James HADFIELD				8	8	8	2	26
26 David JARICK		2	17	2	5			26
26 Bradley D. FLEET	2	17	2	1	4			26
26 Tim LUDOWYK	26							26
26 Scott SANDERSON			7	15	4			26

CATCHES fielders

TOTAL	1sts	2nds	3rds	4ths	5ths	6ths	7ths	TOTAL
26 Michael WHOLOHAN				4	22			26
26 Nick McGUANE	15	6	3	1	1			26
25 John REES	11	14						25
25 Ben JACKSON			2	7	9	7		25
25 Rob CASSIO	15	8	2					25
25 Andrew GARRIGAN		22	2	1				25
25 Mitchell DAVIS	3	7	3		6	4	2	25
24 Kevin HIGGINS			5	11	8			24
24 Mick WOOD	21	3						24
24 Frank JUST	24							24
24 Robert TUCKER	10	14						24
24 Jack JAMES	24							24
24 John SIMSON	20	4						24
23 Adam WRIGHT	1	15	2	5				23
23 Matthew JACKSON	3	13	4	2		1		23
23 Stephen LUNN	17	3	3					23
23 Sam EASON	6	11	4	2				23
23 Levi WEST			4	10		9		23
23 Sam TAYLOR		8	6	3	2	4		23
22 Paul MARINELLI		1	10	5	6			22
22 Ryan HICKEY				5	8	9		22
22 Evan DORRITY			8	14				22
22 Graeme ROSS	12	10						22
22 Michael COX	7	6	8		1			22
22 Colin PURNELL	22							22
22 Ross CORBETT					13	6	3	22
22 Jacob HARMON		1	6	1	11	3		22
21 David BOYANTON	5	6		8	2			21
21 Nathan CLARK				4	13	3	1	21
21 George BRIGGS	3		6	2	8	2		21
21 James	21							21
21 Sam JEFFERIES		12	1	5	2	1		21
21 Nicholas FAIRCHILD	10	11						21
21 Andrew KNOTT	1		20					21
21 Andrew SADOWY			2	6	13			21
20 James DUFF	1	14	3	1		1		20
20 Damien O'LOUGHLIN	3	10	6	1				20
20 Philip MARSHALL	2	3	15					20
20 Frank MEEK	20							20
20 Mike MITTON	20							20
20 Frank FEGAN	20							20
20 Jacob SIMONSEN		1	5	3	11			20
20 Anthony WILSON	3	6	6	4		1		20
20 Shane FRANKLIN	9	11						20

DISMISSALS by wicketkeepers

548	Grant WHITESIDE	456 catches and	92 stumpings
376	Paul ANDERSON BEM	250 catches and	126 stumpings
266	Stephen LEWIS	203 catches and	63 stumpings
216	Mick PITARO	182 catches and	34 stumpings
201	Brett GOGGIN	181 catches and	20 stumpings
193	Mark BROWNE	151 catches and	42 stumpings
182	Jeff VINKEN	166 catches and	16 stumpings
176	James PURCELL	149 catches and	27 stumpings
172	Michael MERRIMAN	157 catches and	15 stumpings
152	A.J.(Ike) GOSBELL	70 catches and	82 stumpings
146	Lawrie De GOLDI	118 catches and	28 stumpings
137	Daryl BIVIANO	124 catches and	13 stumpings
136	Adam PATCHING	125 catches and	11 stumpings
120	George CHISHOLM	115 catches and	5 stumpings
118	Steve J. HEDLEY	52 catches and	66 stumpings
98	Heath MIDDLETON	93 catches and	5 stumpings
96	Yves ROUSSEY	91 catches and	5 stumpings
93	Tim HOSKING	86 catches and	7 stumpings
91	Chris HADFIELD	70 catches and	21 stumpings
87	Charlie WINDT	81 catches and	6 stumpings
85	Cooper BINGHAM	81 catches and	4 stumpings
85	Jordan TEGELHUTER	79 catches and	6 stumpings
82	Phillip TWADDLE	69 catches and	13 stumpings
81	James BLIGHT	71 catches and	10 stumpings
77	Colin CUNLIFFE	76 catches and	1 stumpings
76	Charlie MITCHELL	48 catches and	28 stumpings
75	James BOTTOMLEY	66 catches and	9 stumpings
73	Cory MATHIESON	68 catches and	5 stumpings
72	Dean DUTHIE	63 catches and	9 stumpings
69	Murray BOX	67 catches and	2 stumpings
69	Harry FIMMELL	55 catches and	14 stumpings
64	Tony MARINELLI	59 catches and	5 stumpings
63	Andrew HOOD	57 catches and	6 stumpings
63	Rob STEVEN	47 catches and	16 stumpings
59	Peter KELLY	49 catches and	10 stumpings
57	Jamie McDONALD	48 catches and	9 stumpings
57	A.C.(Bert) MARSHALL	45 catches and	12 stumpings
57	Robert FALCONER	44 catches and	13 stumpings
56	Ian P. McGREGOR	56 catches and	stumpings
55	I 'Meggsie' McGREGOR	47 catches and	8 stumpings
55	Bruce SCRIVEN	42 catches and	13 stumpings

DISMISSALS by wicketkeepers

53	Stephen McPHERSON	48 catches and	5 stumpings
51	Vic NANKERVIS	30 catches and	21 stumpings
50	Ben MITCHELL	45 catches and	5 stumpings
50	Ken Le HUNT	43 catches and	7 stumpings
45	Campbell BISHOP	44 catches and	1 stumpings
44	Tom MEREDITH	31 catches and	13 stumpings
44	Ronnie McKENNA	31 catches and	13 stumpings
43	Matthew KEAST	37 catches and	6 stumpings
42	Craig MIDDLEMISS	40 catches and	2 stumpings
41	Darcy del RIO	40 catches and	1 stumpings
41	Patrick EASTMAN	38 catches and	3 stumpings
40	Tom PATTERSON	37 catches and	3 stumpings
39	Lindsay WHITE Snr	27 catches and	12 stumpings
38	David ANDERSON	31 catches and	7 stumpings
37	Rob SHERINGHAM	33 catches and	4 stumpings
35	Mike CHAPMAN	26 catches and	9 stumpings
32	Richie ROBERTSON	29 catches and	3 stumpings
30	Artie FLEET	26 catches and	4 stumpings
30	Mark SANDERS	26 catches and	4 stumpings
29	George FAREY	27 catches and	2 stumpings
28	Madden SADOWY	26 catches and	2 stumpings
28	Michael BEVERIDGE	24 catches and	4 stumpings
27	Darrin BLISS	23 catches and	4 stumpings
26	Dion NOLAN	25 catches and	1 stumpings
26	Paul BROWN	23 catches and	3 stumpings
26	Peter LANDERS	22 catches and	4 stumpings
25	Josh BARNES	25 catches and	stumpings
25	Rebecca WRIGHT	24 catches and	1 stumpings
25	Shane EADE	20 catches and	5 stumpings
25	Jarad BATTENALLY	20 catches and	5 stumpings
21	Bruce LINDSAY	18 catches and	3 stumpings
20	Sandy WATERS	18 catches and	2 stumpings
20	Lachlan COOPER	15 catches and	5 stumpings
18	Trent MARSHALL	17 catches and	1 stumpings
18	Daniel LAWRENCE	14 catches and	4 stumpings
17	Riley FERGUSON	16 catches and	1 stumpings
17	W.CARTWRIGHT	7 catches and	10 stumpings
15	Alex STANLEY	13 catches and	2 stumpings
15	Dave KIRTON	4 catches and	11 stumpings
14	James RATCLIFFE	14 catches and	stumpings
13	Paul CHAPMAN	13 catches and	stumpings

DISMISSALS by wicketkeepers

13	Rowan MACKEY	12 catches and	1 stumpings
11	Tom JEFFERIES	10 catches and	1 stumpings
11	P. MILES	catches and	11 stumpings
9	Grant PHILPOTT	9 catches and	stumpings
9	Charlie HURST	9 catches and	stumpings
9	Barnaby WILLIAMS	8 catches and	1 stumpings
9	Max INDERBERG	7 catches and	2 stumpings
8	Michelle GAVIN	8 catches and	stumpings
7	Ken CALDOW	6 catches and	1 stumpings
7	Jai McGOUGH	6 catches and	1 stumpings
7	Ashley SELLAR	4 catches and	3 stumpings
6	Jack CLONAN	6 catches and	stumpings
6	Florianne TWADDLE	6 catches and	stumpings
5	Tim NUNN	5 catches and	stumpings
4	Tevan NOFI	4 catches and	stumpings
4	Ali JALIL	3 catches and	1 stumpings
4	Graeme ROBERTSON	3 catches and	1 stumpings
3	Angus CHAPMAN	3 catches and	stumpings
3	David OBORNE	3 catches and	stumpings
3	John McKENZIE	1 catches and	2 stumpings
1	Jack KELLY	1 catches and	stumpings
1	Cooper HAYES	catches and	1 stumpings

CATCHES wicketkeepers



TOTAL	1sts	2nds	3rds	4ths	5ths	6ths	7ths	TOTAL
456 Grant WHITESIDE		9	200	171	60	16		456
250 Paul ANDERSON BEM	160	62	13	4	11			250
203 Stephen LEWIS		0	17	56	66	61	3	203
182 Mick PITARO			21	83	69	9		182
181 Brett GOGGIN	175	6						181
166 Jeff VINKEN	114	47	1	3	1			166
157 Michael MERRIMAN	6	47	9	69	23	3		157
151 Mark BROWNE	151							151
149 James PURCELL			1	5	80	43	20	149
125 Adam PATCHING			10	38	47	30		125
124 Daryl BIVIANO		40	48	36				124
118 Lawrie De GOLDI	94	14	5	5				118
115 George CHISHOLM	72	32	6			4	1	115
93 Heath MIDDLETON	16	65	2	7	3			93
91 Yves ROUSSETY	42	36	4	9				91
86 Tim HOSKING	58	26	1		1			86
81 Charlie WINDT		8	36	35	2			81
81 Cooper BINGHAM	81							81
79 Jordan TEGELHUTER	15	53	11					79
76 Colin CUNLIFFE		5	38	16	3	14		76
71 James BLIGHT		6	37	16	6	4	2	71
70 Chris HADFIELD		55	7		3	5		70
70 A.J.(Ike) GOSBELL	70							70
69 Phillip TWADDLE	7	5	10	4	32	11		69
68 Cory MATHIESON	68							68
67 Murray BOX	41	10	15	1				67
66 James BOTTOMLEY	19	29	18					66
63 Dean DUTHIE	1	48	10		1	3		63
59 Tony MARINELLI				6	42	5	6	59
57 Andrew HOOD			1	12	41	3		57
56 Ian P. McGREGOR				3	11	42		56
55 Harry FIMMELL	26	29						55
52 Steve J. HEDLEY	52							52
49 Peter KELLY	48		1					49
48 Jamie McDONALD	43	1	4					48
48 Stephen McPHERSON						48		48
48 Charlie MITCHELL		27	11	1		9		48
47 I 'Meggsie' McGREGOR			2	6	27	12		47
47 Rob STEVEN	19		17	1	10			47
45 A.C.(Bert) MARSHALL		6	39					45
45 Ben MITCHELL					17	28		45
44 Robert FALCONER	1	37	6					44
44 Campbell BISHOP		1	13	13	6	11		44
43 Ken Le HUNT	18	22	3					43

CATCHES wicketkeepers



TOTAL	1sts	2nds	3rds	4ths	5ths	6ths	7ths	TOTAL
42 Bruce SCRIVEN					42			42
40 Craig MIDDLEMISS		2	8	27	3			40
40 Darcy del RIO	3	6	11	6	1	13		40
38 Patrick EASTMAN	2	30	3			3		38
37 Matthew KEAST		16	9	11	1			37
37 Tom PATTERSON	2	12	11	8		4		37
33 Rob SHERINGHAM		22	5		1	5		33
31 David ANDERSON			20		7	1	3	31
31 Tom MEREDITH	31							31
31 Ronnie McKENNA	12	19						31
30 Vic NANKERVIS	30							30
29 Richie ROBERTSON					29			29
27 Lindsay WHITE Snr			13	14				27
27 George FAREY		9	18					27
26 Artie FLEET					18	8		26
26 Mike CHAPMAN		3	5	12		6		26
26 Mark SANDERS				3	2	21		26
26 Madden SADOWY			2	14	10			26
25 Dion NOLAN			9	8	5	3		25
25 Josh BARNES		6	1	6	7	5		25
24 Michael BEVERIDGE	4	15	5					24
24 Rebecca WRIGHT								24
23 Paul BROWN		5	18					23
23 Darrin BLISS					10	13		23
22 Peter LANDERS				7	3	12		22
20 Shane EADE				6		14		20
20 Jarad BATTENALLY		5	15					20
18 Sandy WATERS		9	9					18
18 Bruce LINDSAY					3	15		18
17 Trent MARSHALL					5	12		17
16 Riley FERGUSON	7	9						16
15 Lachlan COOPER			9	6				15
14 James RATCLIFFE		4		1	8	1		14
14 Daniel LAWRENCE	14							14
13 Paul CHAPMAN					7	6		13
13 Alex STANLEY	9	3			1			13
12 Rowan MACKEY					8		4	12
10 Tom JEFFERIES		4	3	2		1		10
9 Grant PHILPOTT	1	3	3	1	1			9
9 Charlie HURST		3	6					9
8 Barnaby WILLIAMS				3	2	3		8
8 Michelle GAVIN								8
7 W.CARTWRIGHT	7							7
7 Max INDERBERG				1	4	2		7

CATCHES wicketkeepers



TOTAL	1sts	2nds	3rds	4ths	5ths	6ths	7ths	TOTAL
6 Jack CLONAN						6		6
6 Ken CALDOW						6		6
6 Jai McGOUGH				2		4		6
6 Florianne TWADDLE								6
5 Tim NUNN	5							5
4 Dave KIRTON	4							4
4 Ashley SELLAR					4			4
4 Tevan NOFI					4			4
3 Ali JALIL				3				3
3 Graeme ROBERTSON						3		3
3 Angus CHAPMAN						3		3
3 David OBORNE			2	1				3
1 John McKENZIE						1		1
1 Jack KELLY				1				1



STUMPINGS

for the Club in all elevens

TOTAL		1sts	2nds	3rds	4ths	5ths	6ths	7ths	TOTAL
126	Paul ANDERSON BEM	97	2	15	12				126
92	Grant WHITESIDE		1	19	51	13	8		92
82	A.J.(Ike) GOSBELL	82							82
66	Steve J. HEDLEY	66							66
63	Stephen LEWIS		0	5	17	22	19		63
42	Mark BROWNE	42							42
34	Mick PITARO			2	23	9			34
28	Lawrie De GOLDI	17	7	4					28
28	Charlie MITCHELL		12	11			5		28
27	James PURCELL				1	22	4	3	27
21	Chris HADFIELD		12	5		1	3		21
21	Vic NANKERVIS	21							21
20	Brett GOGGIN	20							20
16	Jeff VINKEN	12	1	1	2				16
16	Rob STEVEN	8		5		3			16
15	Michael MERRIMAN				13	2			15
14	Harry FIMMELL	7	7						14
13	Daryl BIVIANO		3	9	1				13
13	Phillip TWADDLE			3		10			13
13	Robert FALCONER		13						13
13	Bruce SCRIVEN					13			13
13	Tom MEREDITH	13							13
13	Ronnie McKENNA	5	8						13
12	A.C.(Bert) MARSHALL			12					12
12	Lindsay WHITE Snr			11	1				12
11	Adam PATCHING					2	9		11
11	Dave KIRTON	11							11
11	P. MILES				11				11
10	James BLIGHT		1	5	4				10
10	Peter KELLY	9		1					10
10	Michael KELSON	10							10
10	W.CARTWRIGHT	10							10
9	James BOTTOMLEY	3	3	3					9
9	Dean DUTHIE		9						9
9	Jamie McDONALD	8				1			9
9	Mike CHAPMAN			3	3		3		9
8	I 'Meggsie' McGREGOR					2	6		8
7	Dev ROYCE			4	3				7
7	Tim HOSKING		6			1			7



STUMPINGS

for the Club in all elevens

TOTAL	1sts	2nds	3rds	4ths	5ths	6ths	7ths	TOTAL
7 Ken Le HUNT	2	5						7
7 David ANDERSON			3			4		7
6 Charlie WINDT		1	3	1	1			6
6 Jordan TEGELHUTER		3	3					6
6 Andrew HOOD				3	3			6
6 Matthew KEAST		2	2	2				6
5 George CHISHOLM	4					1		5
5 Heath MIDDLETON		5						5
5 Yves ROUSSETY	2		1	2				5
5 Cory MATHIESON	5							5
5 Tony MARINELLI					5			5
5 Stephen McPHERSON						5		5
5 Ben MITCHELL					4	1		5
5 Shane EADE						5		5
5 Jarad BATTENALLY			5					5
5 Lachlan COOPER			3	2				5
4 Barry FLANAGAN		3		1				4
4 Cooper BINGHAM	4							4
4 Rob SHERINGHAM		3				1		4
4 Artie FLEET					2	2		4
4 Mark SANDERS						4		4
4 Michael BEVERIDGE	2	1	1					4
4 Darrin BLISS					2	2		4
4 Peter LANDERS				2	2			4
4 Daniel LAWRENCE	4							4
4 George CAMERON	4							4
3 Patrick EASTMAN		2				1		3
3 Tom PATTERSON		1	1	1				3
3 Richie ROBERTSON					3			3
3 Paul BROWN			3					3
3 Bruce LINDSAY						3		3
3 Damon CARROLL					3			3
3 Ashley SELLAR					3			3
2 Russell MITCHELL			1	1				2
2 Phillip MORGAN				1		1		2
2 Adam O'CONNOR				2				2
2 Stephen WELLS			2					2
2 Murray BOX	2							2
2 Tim SANDERSON			2					2



STUMPINGS

for the Club in all elevens

TOTAL	1sts	2nds	3rds	4ths	5ths	6ths	7ths	TOTAL
2 Craig MIDDLEMISS			2					2
2 George FAREY			2					2
2 Madden SADOWY					2			2
2 Paul MARINELLI			1	1				2
2 Sandy WATERS		2						2
2 Alex STANLEY	2							2
2 Mitchell CUNLIFFE						2		2
2 Max INDERBERG					2			2
2 John McKENZIE						2		2
1 Neville CRANE		1						1
1 Bob MERRIMAN AM	1							1
1 Graeme CHISHOLM						1		1
1 Tim CLARK					1			1
1 Luke SHARRY					1			1
1 Rhys BENNETT		1						1
1 Colin CUNLIFFE						1		1
1 Jordan LEWIS				1				1
1 Chris LYNCH	1							1
1 Brendan TWADDLE		1						1
1 Tony JEFFERIES	1							1
1 Campbell BISHOP			1					1
1 Darcy del RIO			1					1
1 Adam LAVARS			1					1
1 Darren BARMBY	1							1
1 Dion NOLAN					1			1
1 Rebecca WRIGHT								1
1 James DUFF		1						1
1 Andrew BISHOP				1				1
1 Trent MARSHALL						1		1
1 Riley FERGUSON		1						1
1 Troy LOGAN					1			1
1 Samuel JOHANNES				1				1
1 Eddie RATCLIFFE						1		1
1 Rowan MACKEY					1			1
1 Tom JEFFERIES		1						1
1 Matt DOLBY			1					1
1 Barnaby WILLIAMS					1			1
1 Ken CALDOW						1		1
1 Jai McGOUGH						1		1



STUMPINGS

for the Club in all elevens

TOTAL	1sts	2nds	3rds	4ths	5ths	6ths	7ths	TOTAL
1 Ali JALIL				1				1
1 Graeme ROBERTSON						1		1
1 Cooper HAYES						1		1
1 Molly MOLONEY								1

Catches

MOST CATCHES IN AN INNINGS BY A FIELDSMAN

FIRST XI	4	- A.G. SCHOFIELD	versus Geelong Footballers in 1935/36
		- G.P. WELLS	versus Geelong City in 1972/73
		- I. MATHIESON	versus North Geelong in 1979/80
		- J. CARPENTER	versus Grovedale on 20/10/2012
FIFTH XI	7	- A.P. ANDERSON	versus Geelong Umpires on 28/02/81.
	5	- M. BREBNER	versus Grovedale on 23/02/2002.

MOST CATCHES IN A MATCH BY A FIELDSMAN

FIRST XI	5 (2&3)	- V.X. HASSETT	versus Fords in 1936/37
-----------------	---------	----------------	-------------------------

MOST CATCHES IN AN INNINGS BY A WICKETKEEPER IN THE FIRST XI

	7	- Jamie Mc DONALD	versus Grovedale in 1994/95
	6	- A.P. ANDERSON	versus South Barwon in 1974/75
	5	- S.J. HEDLEY	versus South Geelong in 1930/31 (semi)
		- A.J. GOSBELL	versus Fords in 1949/50
		- A. CLARKE	versus Bellarine in 1954/55
		- M. BROWNE	versus East Belmont in 1982/83 (semi)
		- M. BROWNE	versus Geelong West in 1983/84
		- M. BROWNE	versus St Josephs in 1983/84 (semi)
		- M. BROWNE	versus North Geelong in 1984/85
		- J. VINKEN	versus Lara on 24/02/2001
		- C. MATHIESON	versus Geelong City on 27/10/2012
		- T. HOSKING	versus North Geelong on 18/11/2017
		- C. BINGHAM	versus Bell Post Hill on 08/12/2018

MOST CATCHES IN A MATCH BY A WICKETKEEPER IN THE FIRST XI

	7	(3&4) - V.NANKERVIS	versus Geelong West in 1939/40
		(4&3) - B.GOGGIN	versus Leopold in 1987/88
		(4&3) - B.GOGGIN	versus East Belmont in 1990/91
		(7&0) - Jamie Mc DONALD	versus Grovedale in 1994/95
		(4&3) - J.VINKEN	versus Grovedale in 1998/99

WICKETKEEPERS TO MAKE 20 DISMISSALS AND 250 RUNS IN A SEASON IN THE FIRST XI

B. GOGGIN	40 dismissals and 402 runs @ 28.7 in 1987/88
B. GOGGIN	26 dismissals and 271 runs @ 27.1 in 1997/98
L. De GOLDI	25 dismissals and 336 runs @ 30.5 in 1968/69
Jamie Mc DONALD	23 dismissals and 352 runs @ 29.3 in 1993/94
P. KELLY	22 dismissals and 422 runs @ 32.5 in 1989/90
B.GOGGIN	20 dismissals and 318 runs @ 35.3 in 1992/93

WICKETKEEPERS TO MAKE 25 DISMISSALS IN A SEASON IN THE FIRST XI

40	- B. GOGGIN	in 1987/88
39	- M. BROWNE	in 1982/83
30	- H. FIMMELL	in 1951/52
	- M. BROWNE	in 1983/84
29	- D. BARMBY	in 1996/97
28	- George CHISHOLM	in 2013/14 (including 5 (3ct, 2st) in the match against Geelong City on 08/02/2014)
27	- V. NANKERVIS	in 1939/40
26	- B. GOGGIN	in 1997/98
25	- L. De GOLDI	in 1968/69
	- J. VINKEN	in 2002/03
	- T. HOSKING	in 2016/17

MOST DISMISSALS IN A MATCH BY A WICKETKEEPER IN THE OTHER XIs

9	- M. PITARO	in the Fourths versus Bell Park in Nov/Dec 1999 (4 catch/5 stump)
8	- D. DUTHIE	in the Seconds versus Bell Post Hill on 1/03/03 (5 & 3 catches)
7	- George CHISHOLM	in the Seconds versus St Josephs on 2/02/13 (4 & 3 catches)

MOST DISMISSALS IN An INNING BY A WICKETKEEPER IN THE OTHER XIs

6	- S. LEWIS	in the 1 st inning vs North Geelong 3rds on 16/10/99 (2 catch/4 stump in same inning)
	D. ANDERSON	in the 1 st inning vs Leopold 3rds on 15/01/2011 (5 catches plus a run out in the same innings).
	G. WHITESIDE	in the 1 st inning vs North Geelong 4ths on 16/10/2016 took 2 catches and completed 4 run outs.
	M. SADOWY	in the 1 st inning 4ths grand final vs South Barwon on 24/04/2024 took 6 catches – finals record.
5	- M. INDERBERG	in the 1 st inning versus St Josephs Fiftths on 02/02/2024 took 4 catches and a 1 stumping.

Catches - fielders

FIRST XI

119 Greg P. WELLS
96 A. George SCHOFIELD
92 Vin X. HASSETT
85 Robert F. MERRIMAN
73 Brian J. EDWARDS
64 Chris J. LYNCH
56 Stephen D. WELLS
52 Michael BOWTELL
51 Vic H. PROFITT
50 Ben NEVILLE
47 Neville CRANE
46 Rod KIDDLE
44 Gavin CASTLE
43 Barry SHAW
43 Geoff M. WELLS
42 Tony JEFFERIES
42 Yves ROUSSEY
41 Jack MULROYAN
41 Hayden CLARKE
36 Luke MULLER
36 Graeme RHODES
35 Russell MITCHELL
34 John R. CLARKE
33 Ken H. DAVIS
31 Jason MULLER
30 John LAMB
30 Dylan HODGE
29 Keith MEANEY
29 David A. SHAW
28 Jackson DAVIS
27 Geoff BURCH
27 Sam ALLEN
26 Tim CLARK
26 Brad YOUNG
26 Tim J. LUDOWYK
24 Jack JAMES
24 Frank JUST
24 Peter JEFFERIES
24 Ian R.W. POULTON
24 Denis HICKLETON
23 Brad STACEY
23 Tim D. JARMAN
23 Dylan HODGE
22 David BARNES
22 Geoff OMAN
21 James COWPERTHWAIT
21 Mick WOOD
21 Frank FEGAN
21 Allan WELLS
21 Harry CHRISTIE

SECOND XI

100 Russell MITCHELL
62 Dev ROYCE
54 Ian HASTIE
51 Denis HICKLETON
47 Michael MERRIMAN
43 Jason MULLER
39 Darren FLEET
36 Yves ROUSSEY
35 Jorden LEWIS
31 Rhys BENNETT
29 Geoff M. WELLS
28 Tony GOVE
28 Morrie RUSSELL
26 Andy RICHARDSON
25 Robert DICKSON
25 Tim MITCHELL
23 Tim D. JARMAN
22 Luke SHARRY
22 Andrew GARRIGAN
21 Jason THIELE
20 R. Dale PEARCE
20 Tim CLARK

THIRD XI

106 Frank TUSKES
66 Don N. ROYCE OAM
53 Russell MITCHELL
53 R. Dale PEARCE
49 David BARNES
39 Tom LEVICK
38 Colin CUNLIFFE
37 Brendan TWADDLE
37 Adam O'CONNOR
34 Mark AINSWORTH
33 Jamie PESCOTT
32 Adrian WINDT
31 Dev ROYCE
30 Anthony DEVLIN
29 Brett BENTLEY
25 Graeme N. TAYLOR
24 Rhys BENNETT
23 Tom BATES
23 Greg P. WELLS
23 Tim CLARK
22 Max ELLIS
21 Adam LAVARS
21 Luke SHARRY
21 Dennis S. FAREY
20 Tony GOVE
20 Andrew GREEN
20 Jack ROYCE

FOURTH XI

62 Stuart DAY
59 Adam O'CONNOR
53 Tom LEVICK
50 Frank TUSKES
45 Matt SUVOLTOS
40 Tony LEEDS
39 David MURRAY
38 Phillip MORGAN
36 Zac STOKES
31 Anthony DEVLIN
31 David LEIGH
29 Ian HASTIE
29 Terry HICKEY
28 Chris HOCKING
25 Lucas FRIEND
24 Neville CRANE
22 Paul SHAKESPEARE
22 Russell MITCHELL
20 Luke SHARRY
20 Jamie PESCOTT

FIFTH XI

80 Phillip MORGAN
66 Anthony DEVLIN
44 Chris CARROLL
40 Gavan CLARK
38 Graeme L. CHISHOLM
37 Greg SANDS
37 Adam WOOLLETT
30 Neville CRANE
30 Caleb McGRATH
28 Mark TURNLEY
25 Don BARTON
24 Barry FLANAGAN
24 Chris HOCKING
23 Warwick HADFIELD
22 Michael WHOLOHAN
21 Russell JONES
20 Tony LEEDS
20 Ange FATONE

SIXTH XI

68 Phillip MORGAN
54 Mark TURNLEY
47 Don BARTON
38 Graeme L. CHISHOLM
33 Adam WOOLLETT
27 Anthony DEVLIN
25 Warwick HADFIELD
22 Brett BENTLEY
20 Stuart DAY

Catches – 'keepers

FIRST XI

175 Brett GOGGIN
160 A. Paul ANDERSON
151 Mark BROWNE
114 Jeff VINKEN
94 Lawrie De GOLDI
81 Cooper BINGHAM
72 George CHISHOLM
70 A.J. (Ike) GOSBELL
68 Corey MATHIESON
58 Tim HOSKING
52 Stephen J. HEDLEY
48 Peter KELLY
43 Jamie Mc DONALD
41 Murray BOX
37 Michael KELSON
35 Harvey STEPHENSON
31 Tom MEREDITH
30 Darren BARMBY
30 Vic NANKERVIS
26 Harry FIMMELL
21 A (Nobby) CLARKE

SECOND XI

65 Heath MIDDLETON
62 A. Paul ANDERSON
55 Chris HADFIELD
53 Jordan TEGELHUTER
48 Dean DUTHIE
47 Michael MERRIMAN
47 Jeff VINKEN
40 Daryl BIVIANO
37 Robert FALCONER
32 George CHISHOLM
30 Pat EASTMAN
29 James BOTTOMLEY
29 Harry FIMMELL
27 Charlie MITCHELL
24 Tim HOSKING
22 Ken Le HUNT
22 Rob SHERINGHAM
21 Barry FLANAGAN

THIRD XI

200 Grant WHITESIDE
48 Daryl BIVIANO
39 A.C. (Bert) MARSHALL
37 James BLIGHT
36 Charlie WINDT
21 Mick PITARO
20 David ANDERSON

FOURTH XI

171 Grant WHITESIDE
83 Mick PITARO
69 Michael MERRIMAN
56 Steve LEWIS
38 Adam PATCHING
36 Daryl BIVIANO
35 Charlie WINDT
32 Barry FLANAGAN
27 Craig MIDDLEMISS

FIFTH XI

80 James PURCELL
69 Mick PITARO
66 Steve LEWIS
60 Grant WHITESIDE
47 Adam PATCHING
42 Tony MARINELLI
42 Bruce SCRIVEN
41 Andrew HOOD
32 Phillip TWADDLE
29 Richie ROBERTSON
27 Ian 'Meggsie' McGREGOR
23 Michael MERRIMAN

SIXTH XI

61 Steve LEWIS
48 Steve McPHERSON
43 James PURCELL
42 Ian P. McGREGOR
30 Adam PATCHING
28 Ben MITCHELL
21 Mark SANDERS

SEVENTH XI

20 James PURCELL

Stumpings

FIRST XI

97 A. Paul ANDERSON
 82 A.J. (IKE)GOSBELL
 66 Steve J.HEDLEY
 42 Mark BROWNE
 21 Vic NANKERVIS
 20 Brett GOGGIN
 17 Lawrie De GOLDI
 13 Tom MEREDITH
 12 Jeff VINKEN
 11 Dave KIRTON
 10 W. CARTWRIGHT
 10 Michael KELSON
 9 Peter KELLY
 8 Rob STEVEN
 8 Jamie Mc DONALD
 8 Jack ROBERTSON
 7 Harry FIMMEL
 7 Stan WALL
 5 Corey MATHIESON
 5 William S. CARR
 5 Ronnie McKENNA
 4 George CAMERON
 4 Daniel W. LAWRENCE
 4 George CHISHOLM
 4 Cooper BINGHAM
 3 William CLUBB
 2 John BOOKER
 2 Murray BOX
 2 Warren CALLANDER
 2 A. (Nobby) CLARKE
 2 Ken Le HUNT
 2 Don ROYDHOUSE
 2 D. Graeme WILLIAMS
 2 James BOTTOMLEY
 2 Yves ROUSSETY
 2 Alex STANLEY
 2 Michael BEVERIDGE
 1 G. YALLAND
 1 Darren BARMBY
 1 George FAREY
 1 Tony JEFFERIES
 1 Chris J. LYNCH
 1 Robert F. MERRIMAN
 1 Norm Mc DONALD
 1 Rohan HARRIS
 1 Dale HOSE

SECOND XI

13 Robert FALCONER
 12 Chris HADFIELD
 12 Charlie MITCHELL
 9 Dean DUTHIE
 8 Ronnie McKENNA
 7 Lawrie DeGOLDI
 7 Harry FIMMEL
 6 Tim HOSKING
 5 Ken Le HUNT
 5 Heath MIDDLETON
 4 A. Paul ANDERSON
 3 James BOTTOMLEY
 3 Daryl BIVIANO
 3 Barry FLANAGAN
 3 Jordan TEGELHUTER
 3 Rob SHERINGHAM
 2 Pat EASTMAN
 2 Matthew KEAST
 2 Sandy WATERS
 1 Rhys BENNETT
 1 Neville CRANE
 1 James DUFF
 1 Jeff VINKEN
 1 Grant WHITESIDE
 1 Tom PATTERSON
 1 Brendan TWADDLE
 1 James BLIGHT
 1 Tom JEFFERIES
 1 Riley FERGUSON
 1 Charlie WINDT
 1 Michael BEVERIDGE

THIRD XI

19 Grant WHITESIDE
 15 A. Paul ANDERSON
 12 A.C. (Bert) MARSHALL
 11 Lindsay WHITE Snr
 11 Charlie MITCHELL
 9 Daryl BIVIANO
 5 Rob STEVEN
 5 Steve LEWIS
 5 James BLIGHT
 5 Chris HADFIELD
 5 Jarad BATTENALLY
 4 Lawrie DeGOLDI
 4 Dev ROYCE
 3 David ANDERSON
 3 Phillip TWADDLE
 3 James BOTTOMLEY
 3 Paul BROWN
 3 Jordan TEGELHUTER
 3 Lachlan COOPER
 3 Mike CHAPMAN
 2 Stephen WELLS
 2 Craig MIDDLEMISS
 2 George FAREY
 2 Tim SANDERSON
 2 Matthew KEAST
 2 Charlie WINDT
 1 Adam LAVARS
 1 Russell MITCHELL
 1 Mick PITARO
 1 Jeff VINKEN
 1 Peter KELLY
 1 Campbell BISHOP
 1 Darcy Del RIO
 1 Yves ROUSSETY
 1 Matt DOLBY
 1 Charlie WINDT
 1 Michael BEVERIDGE
 1 Paul MARRINELLI
 1 Tom PATTERSON

FOURTH XI

51 Grant WHITESIDE
 23 Mick PITARO
 17 Steve LEWIS
 13 Michael MERRIMAN
 12 A. Paul ANDERSON
 11 Peter MILES
 4 James BLIGHT
 3 Dev ROYCE
 3 Andrew HOOD
 3 Mike CHAPMAN
 2 Peter LANDERS
 2 Yves ROUSSETY
 2 Adam O'CONNOR
 2 Matthew KEAST
 2 Lachlan COOPER
 1 Paul MARINELLI
 1 Jordan LEWIS
 1 Barry FLANAGAN
 1 Daryl BIVIANO
 1 Russell MITCHELL
 1 Phillip MORGAN
 1 Lindsay WHITE Snr
 1 James PURCELL
 1 Campbell BISHOP
 1 Ali JALIL
 1 Tom PATTERSON
 1 Charlie WINDT
 1 Samuel JOHANNES

FIFTH XI

22 Steve LEWIS
 22 James PURCELL
 13 Bruce SCRIVEN
 13 Grant WHITESIDE
 10 Phillip TWADDLE
 9 Mick PITARO
 5 Tony MARINELLI
 4 Ben MITCHELL
 3 Damon CARROLL
 3 Andrew HOOD
 3 Richie ROBERTSON
 3 Rob STEVEN
 3 Ashley SELLAR
 2 Artie FLEET
 2 Ian 'Meggsie' McGREGOR
 2 Michael MERRIMAN
 2 Adam PATCHING
 2 Darrin BLISS
 2 Peter LANDERS
 2 Madden SADOWY
 2 Max INDERBERG
 1 Tim CLARK
 1 Jamie McDONALD
 1 Luke SHARRY
 1 Chris HADFIELD
 1 Dion NOLAN
 1 Rowan MACKAY
 1 Tim HOSKING
 1 Troy LOGAN
 1 Charlie WINDT
 1 Barnaby WILLIAMS

SIXTH XI

19 Steve LEWIS
 9 Adam PATCHING
 7 Grant WHITESIDE
 6 Ian 'Meggsie' McGREGOR
 5 Shane EADE
 5 Stephen McPHERSON
 5 Charlie MITCHELL
 4 James PURCELL
 4 James PURCELL
 4 David ANDERSON
 4 Mark SANDERS
 3 Bruce LINDSAY
 3 Mike CHAPMAN
 3 Chris HADFIELD
 2 Artie FLEET
 2 John McKENZIE
 2 Mitchell CUNLIFFE
 2 Darrin BLISS
 1 Graeme L. CHISHOLM
 1 George CHISHOLM
 1 Phillip MORGAN
 1 Rob SHERINGHAM
 1 Trent MARSHALL
 1 Colin CUNLIFFE
 1 Eddie RATCLIFFE
 1 Pat EASTMAN
 1 Ken CALDOW
 1 Ben MITCHELL
 1 Graeme ROBERTSON
 1 Cooper HAYES
 1 Jai MCGOUGH

SEVENTH XI

2 James PURCELL

BWCC FIRST XI

1 Michelle GAVIN

BWCC SECOND XI

1 Rebecca WRIGHT



Current Player Stats

The information has been obtained from scorebooks, where the books were not available results from the Geelong Advertiser (i.e. scores of 30 above and three wickets or more) have been used to supplement the data.

Some data for players who started before season 1981/82 may be incomplete but the statistics for all players making their senior debut after that season will be complete. Player records include a "games played" and "days played" registers.

The games played by our veteran players from the 1970s (and earlier) have been calculated as an educated guess and correspondence will be entered into!

Until such time as missing scorebooks surface, these statistics can be regarded as complete.

28 March 2024

CAREER BATTING all sections

	TOTAL GAMES	TOTAL RUNS	Inns	no	HS	AGG	AVE	0s	100s	50s	Catch	Stump	Premierships	TOTAL PLAYING DAYS
Steve ABRAM	37	249	27	5	36	249	11.32	4			9			38
Tom AGAR	22	89	13	4	20	89	9.89	2			11		1	29
Zaiden AINSWORTH	9	14	6	3	6	14	4.67				1			9
Mark AINSWORTH	190	3972	179	26	101	3972	25.96	11			58		4	285
Sam ALLEN	65	472	47	10	42	472	12.76	4			33			78
Archie BAIN	45	323	31	16	59no	323	21.53	4			17			53
Jarad BATTENALLY	62	1785	61	4	134	1785	31.32	9			20	5		83
Douglas BERGAMIN	9	273	8	1	65	273	39.00	1			4			15
Mehar BIRAH	12	3	1	1	3no	3	?				1		1	12
Harman BIRAH	12	1	2	1	1	1	1.00						1	12
Nick BURKE	50	107	24	8	24	107	6.69	7			10			58
Hannah CARSON	2													2
Mike CHAPMAN	28	428	23	8	64no	428	28.53	2			26	9		39
Harry CHRISTIE	105	692	83	12	61	692	9.75	25			27			150
Chay DEARY	25	552	19	2	116	552	32.47				5			31
Hameet DHAMIJA	17	418	15	6	52rtno	418	46.44	1			4			17
Oscar DOWLING	33	552	28	3	77no	552	22.08	5			6			37
Bianca DUFF	14	424	14	8	53rtno	424	70.67			4	3		1	14
Angus DUFF	12	263	11	2	62no	263	29.22				4			20
Darren FLEET	178	3353	160	25	114no	3353	24.84	17	1	1	87		5	306
Arch FLEET	43	77	19	9	12	77	7.70	4			7		1	50
Keely FRANKLIN	26	212	20	7	30rtno	212	16.31	3			5			26
Michelle GAVIN	25	270	20	4	51rtno	270	16.88	1		1	8		1	25
Jack GORDON	56	246	31	11	51rtno	246	12.30	6			18		3	63
Aiden GRACE	83	259	43	25	46no	259	14.39	7			39		2	98
Craig GREEN	93	2943	91	26	93no	2943	45.28	6			33		1	133
Noah GUIDA	56	474	43	9	60no	474	13.94	7			11			65
Ethan GUIDA	28	274	21	9	56	274	22.83	2			13			32
Scarlett HANNEYSEE	23	40	12	3	18no	40	4.44	5			4			23
Rowan HARBRIDGE	11	57	8	2	22	57	9.50	1			4			16
Jacob HARMON	49	876	43	8	110	876	25.03	5			22		1	59
Ben HARMON	13	291	12	3	51	291	32.33	2			2		1	13
Jack HASTIE	89	833	67	26	52rtno	833	20.32	9			33			134
Dylan HODGE	64	1014	55	8	83	1014	21.57	6			30			83
Isaac HOGAN	44	1009	43	3	104	1009	25.23	3			10			53
Jules HOLT	22	51	9	7	18no	51	25.50	1			5			22
Tim HOSKING	119	1894	113	7	81	1894	17.87	9			86	7		161
Zoe HUNTER	11	3	4	2	3no	3	1.50	3			1			11
Max INDERBERG	13	227	10	2	48	227	28.38				7	2		16
Levi IRVING	67	1011	57	13	69no	1011	22.98	7			7			95
Leah IRVING	24	64	15	4	18no	64	5.82	3						24
Annabelle JOHANSON	22	18	4	2	12no	18	9.00						1	22
Adam KALZ	128	1848	98	20	92	1848	23.69	8			33			185
Tom KIDDLE	54	601	47	3	50rtno	601	13.66	3			15			60
Rodney KIDDLE	169	5117	159	32	158no	5117	40.29	8	2	10	67		3	276

28 March 2024

CAREER BOWLING all sections

	TOTAL GAMES	TOTAL WICKETS	balls bowled	mdns	wkts	runs	ave	5 or more	best bowl	Strike rate	Runs/ over	TOTAL PLAYING DAYS
Steve ABRAM	37	29	972	15	29	624	21.52	1	5/15	33.52	3.85	38
Tom AGAR	22	23	801	22	23	504	21.91		3/27	34.83	3.78	29
Zaiden AINSWORTH	9	5	174	2	5	219	43.80		2/34	34.80	7.55	9
Mark AINSWORTH	190	54	2120	65	54	1309	24.24		4/15	39.26	3.70	285
Sam ALLEN	65	78	3402	63	78	2051	26.29		4/18	43.62	3.62	78
Archie BAIN	45	45	1904	54	45	1151	25.58	1	6/27	42.31	3.63	53
Jarad BATTENALLY	62	4	146	4	4	74	18.50		2/34	36.50	3.04	83
Douglas BERGAMIN	9											15
Mehar BIRAH	12	17	282		17	275	16.18		4/19	16.59	5.85	12
Harman BIRAH	12	9	236		9	253	28.11		2/10	26.27	6.42	12
Nick BURKE	50	61	2124	44	61	1369	22.44		4/25	34.82	3.87	58
Hannah CARSON	2	9	18		9	16	1.78		0/7	2.00	5.33	2
Mike CHAPMAN	28	4	156	5	4	67	16.75		2/9	39.00	2.58	39
Harry CHRISTIE	105	93	5305	177	93	2978	32.02	1	5/48	57.04	3.37	150
Chay DEARY	25	19	419	7	19	279	14.68	1	5/29	22.05	4.00	31
Hameet DHAMIJA	17	7	184	1	7	138	19.71		3/3	26.29	4.50	17
Oscar DOWLING	33	6	324	7	6	170	28.33		1/1	54.00	3.15	37
Bianca DUFF	14	16	318		16	190	11.88		4/14	19.88	3.58	14
Angus DUFF	12	7	276	10	7	136	19.43		3/24	39.43	2.96	20
Darren FLEET	178	269	9235	326	269	4144	15.41	10	7/30	34.33	2.69	306
Arch FLEET	43	57	1965	52	57	1046	18.35		4/36	34.47	3.19	50
Keely FRANKLIN	26	4	101	0	4	81	20.25	19	2/15	25.25	4.81	26
Michelle GAVIN	25	4	138	0	4	103	25.75		2/8	34.50	4.48	25
Jack GORDON	56	66	2208	88	66	1145	17.35	2	6/15	33.46	3.11	63
Aiden GRACE	83	91	3376	82	91	2078	22.84	2	5/7	37.10	3.69	98
Craig GREEN	93	59	1589	26	59	1199	20.32	1	5/7	26.93	4.53	133
Noah GUIDA	56	53	2064	43	53	1412	26.64	1	5/46	38.94	4.10	65
Ethan GUIDA	28	24	1095	33	24	597	24.88		3/6	45.63	3.27	32
Scarlett HANNEYSEE	23	8	281	1	8	247	30.88		2/8	35.10	5.28	23
Rowan HARBRIDGE	11	16	391	8	16	258	16.13		3/32	24.44	3.96	16
Jacob HARMON	49	45	1407	24	45	1055	23.44		3/8	31.27	4.50	59
Ben HARMON	13	15	426	12	15	238	15.87		3/0	28.41	3.35	13
Jack HASTIE	89	55	2306	32	55	1602	29.13		4/44	41.93	4.17	134
Dylan HODGE	64	71	3304	108	71	1627	22.92		4/24	46.54	2.95	83
Isaac HOGAN	44	11	540	7	11	401	36.45		3/48	49.09	4.46	53
Jules HOLT	22	22	481	10	22	255	11.59		4/15	21.86	3.18	22
Tim HOSKING	119	1	96	0	1	105	105.00		0/1	96.00	6.56	161
Zoe HUNTER	11	0	24	0	0	25	?		0/3	?	6.25	11
Max INDERBERG	13											16
Levi IRVING	67	79	2671	90	79	1373	17.38	1	5/18	33.81	3.08	95
Leah IRVING	24	1	73	0	1	73	73.00		1/4	73.02	6.00	24
Annabelle JOHANSON	22	5	162	0	5	173	34.60		2/13	32.40	6.41	22
Adam KALZ	128	128	5517	212	128	2584	20.19	2	6/36	43.10	2.81	185
Tom KIDDLE	54	25	468	6	25	362	14.48		4/39	18.72	4.64	60
Rodney KIDDLE	169	75	4965	233	75	1922	25.63		3/16	66.20	2.32	276

28 March 2024

CAREER BATTING all sectionsTOTAL
PLAYING
DAYS

	TOTAL GAMES	TOTAL RUNS	Inns	no	HS	AGG	AVE	0s	100s	50s	Catch	Stump	Premierships	TOTAL PLAYING DAYS
Andrew KNOTT	63	1258	60	6	59	1258	23.30	5			21			80
Anthony LEAN	17	293	15	4	50rtno	293	26.64				5			18
Tom LEVICK	184	2066	140	19	85	2066	17.07	15			93		5	274
Jorden LEWIS	207	3636	191	22	125no	3636	21.51	17			75	1	1	316
Mary MALONE	18	6	7	2	3	6	1.20	2						18
Lauren MARINO	13	435	13	7	52rtno	435	72.50	1		4	5		1	13
Alice MARQUAND	12	62	9	2	16	62	8.86							12
Nicholas MARTIN	17	24	7	2	8	24	4.80	1			6			13
Ronnie McKENNA	31	1285	31	5	123	1285	49.42	2			31	13		39
Patrick McKENNA	28	712	25	2	141no	712	30.96	5			11			36
Susan MEANEY	26	353	21	9	50no	353	29.42	4		1	14		1	26
Samuel MEANEY	39	590	32	7	52rtno	590	23.60	1			15		1	47
Henry MEANEY	41	96	18	10	26no	96	12.00	3			14		1	43
Grant MEANEY	28	110	14	3	26	110	10.00	3			10		1	28
Kirsty MELLROSS	22	88	14	3	14	88	8.00	2			1			22
Tom MEREDITH	44	1245	41	3	106no	1245	32.76	2			31	13		46
Belinda MILVERTON	27	159	17	5	50no	159	13.25	2		1	3		1	27
Sam MITCHELL	107	2726	99	6	94	2726	29.31	13			39		1	148
Molly MOLONEY	5	0	1		0	0	0.00	1				1		5
Josh NORMAN	38	86	20	11	32no	86	9.56	3			12			43
Hunter NORMAN	26	312	19	4	2	312	20.80				9			33
Riley NORTON	5	37		1	34no	37	-37.00				1			7
Lachlan NORTON	31	361	22	1	56	361	17.19				8		1	38
Adam O'CONNOR	363	6334	343	40	113	6334	20.90	40	2	8	149	2	2	644
Adam PATCHING	255	6633	242	42	191	6633	33.17	18		1	125	11	2	345
Mihir PATEL	28	576	27	5	62	576	26.18				9		1	36
Tom PATTERSON	44	715	36	5	81	715	23.06	3			37	3	2	47
Lewis POVEY	32	467	28	8	52rtno	467	23.35	3			5			40
Fraser POVEY	2	36	2		28	36	18.00				1			2
James PURCELL	200	1122	153	33	42no	1122	9.35	25			149	27	1	220
Jack ROYCE	115	1346	105	17	51	1346	15.30	9			37		1	161
Madden SADOWY	30	610	29	2	51rtno	610	22.59				26	2	1	39
Andrew SADOWY	42	1102	40	7	69	1102	33.39	2			21		1	51
Banjo SAVAGE	14	183	13	3	50rtno	183	18.30	1			5			14
Matthew SCOTT	55	1260	45	15	136no	1260	42.00	3			17		3	63
Kate SEIFFERT	25	206	25	10	18no	206	13.73	5			5		1	25
Najeebullah SOOMRO	1	9	1		9	9	9.00							1
Zac STOKES	221	1523	153	52	93	1523	15.08	20			56		3	331
Rex SUVOLTOS	25	99	17	5	19no	99	8.25	3			10			25
Matthew SUVOLTOS	285	5031	261	28	108 no	5031	21.59	22	1	5	95		3	465
Charlie SUVOLTOS	32	446	29	5	52rtno	446	18.58	4			9			35
Sam TAYLOR	52	425	43	15	25	425	15.18	1			23			60
Maddison TEGELHUTER	13	10	7	1	9no	10	1.67	5						13
Jordan TEGELHUTER	111	1940	99	6	198	1940	20.86	10			79	6		150
Florianne TWADDLE	15	26	7	4	7	26	8.67	1			6		1	15

28 March 2024

CAREER BOWLING all sections

	TOTAL GAMES	TOTAL WICKETS	balls bowled	mdns	wkts	runs	ave	5 or more	best bowl	Strike rate	Runs/ over	TOTAL PLAYING DAYS
Andrew KNOTT	63	14	525	20	14	294	21.00		4/32	37.50	3.36	80
Anthony LEAN	17	8	323	4	8	302	37.75		2/29	40.35	5.61	18
Tom LEVICK	184	211	7813	267	211	4228	20.04	1	5/25	37.03	3.25	274
Jorden LEWIS	207	223	10684	442	223	5167	23.17	2	5/34	47.91	2.90	316
Mary MALONE	18	0	57	0	0	85	?		0/4	?	8.95	18
Lauren MARINO	13	0	12		0	18	?		0/18	?	9.00	13
Alice MARQUAND	12	1	66		1	68	68.00		1/22	66.00	6.18	12
Nicholas MARTIN	17	29	451	7	29	347	11.97	1	5/34	15.55	4.62	13
Ronnie McKENNA	31	0	6	0	0	5	?		0/5	?	5.00	39
Patrick McKENNA	28	32	708	26	32	635	19.84	1	5/83	22.13	5.38	36
Susan MEANEY	26	23	522	9	23	286	12.43		3/5	22.70	3.29	26
Samuel MEANEY	39	34	1044	26	34	696	20.47	1	5/43	30.71	4.00	47
Henry MEANEY	41	41	1035	22	41	768	18.73		3/4	25.24	4.45	43
Grant MEANEY	28	37	1000	33	37	581	15.70		4/14	27.03	3.49	28
Kirsty MELLROSS	22	1	18		1	18	18.00		1/10	18.00	6.00	22
Tom MEREDITH	44											46
Belinda MILVERTON	27	22	457	0	22	407	18.50		4/10	20.78	5.34	27
Sam MITCHELL	107	40	2176	69	40	1200	30.00		3/7	54.40	3.31	148
Molly MOLONEY	5											5
Josh NORMAN	38	46	1285	41	46	1053	22.89		4/18	27.93	4.92	43
Hunter NORMAN	26	11	432	6	11	328	29.82		1/8	39.27	4.56	33
Riley NORTON	5	9	240	3	9	166	18.44		4/39	26.67	4.15	7
Lachlan NORTON	31	39	1034	13	39	868	22.26	2	6/12	26.51	5.04	38
Adam O'CONNOR	363	154	6300	216	154	3277	21.28	3	8/45	40.91	3.12	644
Adam PATCHING	255	191	5355	148	191	3301	17.28	4	6/18	28.04	3.70	345
Mihir PATEL	28	29	636	12	29	408	14.07	1	5/34	21.93	3.85	36
Tom PATTERSON	44	6	84	4	6	50	8.33		3/19	14.00	3.57	47
Lewis POVEY	32	41	1449	43	41	931	22.71	1	6/21	35.34	3.85	40
Fraser POVEY	2	0	12	0	0	27	?		0/0	?	13.50	2
James PURCELL	200	1	30	0	1	38	38.00		1/16	30.00	7.60	220
Jack ROYCE	115	78	2729	32	78	2103	26.96		3/34	34.99	4.62	161
Madden SADOWY	30											39
Andrew SADOWY	42	7	204	5	7	165	23.57		4/3	29.14	4.85	51
Banjo SAVAGE	14	9	257	2	9	212	23.56		4/44	28.58	4.95	14
Matthew SCOTT	55	2	25	1	2	10	5.00		1/0	12.30	2.44	63
Kate SEIFFERT	25											25
Najeebullah SOOMRO	1	0	30	0	0	27	?		0/27	?	5.40	1
Zac STOKES	221	329	12150	400	329	5653	17.18	8	6/21	36.93	2.79	331
Rex SUVOLTOS	25	27	932	21	27	692	25.63		3/18	34.52	4.46	25
Matthew SUVOLTOS	285	306	7745	125	306	5336	17.44	8	8/74	25.31	4.13	465
Charlie SUVOLTOS	32	18	631	4	18	505	28.06		4/11	35.05	4.80	35
Sam TAYLOR	52	69	2431	66	69	1504	21.80		4/51	35.23	3.71	60
Maddison TEGELHUTER	13	8	246	2	8	184	23.00		2/9	30.75	4.49	13
Jordan TEGELHUTER	111	51	1806	34	51	992	19.45	3	5/25	35.41	3.30	150
Florianne TWADDLE	15											15

28 March 2024

CAREER BATTING all sections

	TOTAL GAMES	TOTAL RUNS	Inns	no	HS	AGG	AVE	0s	100s	50s	Catch	Stump	Premierships	TOTAL PLAYING DAYS
Brendan TWADDLE	203	2031	169	31	109	2031	14.72	23			65	1		349
Rohan WARDLE	30	306	24	7	40	306	18.00	1			8			30
Alison WEDDING	15	37	5	1	12	37	9.25						1	15
Levi WEST	56	198	33	10	28	198	8.61	9			23		1	72
Jordan WHITE	96	730	64	13	69no	730	14.31	13			38		2	129
Erin WHITE	12	32	8	5	8	32	10.67	2			3			12
Carly WHITE	12	26	9	3	8no	26	4.33	3			1			12
Grant WHITESIDE	429	8312	392	35	162	8312	23.28	29	4	18	456	92	6	738
Barnaby WILLIAMS	24	352	22	3	53no	352	18.53	1			8	1		29
Charlie WINDT	113	1442	97	19	70	1442	18.49	15			81	6	2	163
Tyson WINDUS	28	721	27	2	127	721	28.84	3			16			35
Adam WOOLLETT	267	3184	224	53	99 no	3184	18.62	22		8	96		3	387
Rebecca WRIGHT	25	284	23	8	32rtno	284	18.93	1			24	1		25
Steph WYND	22	107	18	9	27no	107	11.89	2			3			22
Bailey YOUNG	27	218	19	5	40	218	15.57	2			14			34

28 March 2024

CAREER BOWLING all sections

	TOTAL GAMES	TOTAL WICKETS	balls bowled	mdns	wkts	runs	ave	5 or more	best bowl	Strike rate	Runs/over	TOTAL PLAYING DAYS
Brendan TWADDLE	203	275	10640	376	275	5340	19.42	6	6/9	38.69	3.01	349
Rohan WARDLE	30	11	95	0	11	101	9.18	1	5/44	8.63	6.38	30
Alison WEDDING	15	7	200		7	150	21.43		2/21	28.54	4.50	15
Levi WEST	56	59	2186	65	59	1174	19.90		4/31	37.05	3.22	72
Jordan WHITE	96	94	4405	108	94	2417	25.71	1	5/10	46.86	3.29	129
Erin WHITE	12	0	24	2	0	17	?		0/0	?	4.25	12
Carly WHITE	12	7	210	0	7	153	21.86		2/20	30.00	4.37	12
Grant WHITESIDE	429	12	264	2	12	272	22.67		2/5	22.00	6.18	738
Barnaby WILLIAMS	24	5	228	2	5	181	36.20		3/30	45.60	4.76	29
Charlie WINDT	113	13	817	12	13	464	35.69		2/58	62.84	3.41	163
Tyson WINDUS	28	3	91	2	3	71	23.67		2/35	30.32	4.68	35
Adam WOOLLETT	267	148	6402	255	148	2816	19.03	8	7/25	43.26	2.64	387
Rebecca WRIGHT	25	1	30	0	1	34	34.00		1/22	30.00	6.80	25
Steph WYND	22	10	430	3	10	284	28.40		2/6	43.00	3.96	22
Bailey YOUNG	27	31	915	22	31	571	18.42	1	5/18	29.52	3.74	34



Paul and Levi West celebrate the 4ths premiership.

Steve ABRAM

Debut season 2021/22

<u>28 March 2024</u>	1STS	2NDS	3RDS	4THS	5THS	6THS	7THS	BW1sts	BW2nds	TOTAL
GAMES PLAYED				2	30	5				37
PREMIERSHIPS										
INNINGS				2	20	5				27
NOT OUTS				1	4					5
HIGHEST SCORE				3no	36	35				36
AGGREGATE RUNS				4	169	76				249
AVERAGE				4.00	10.56	15.20				11.32
DUCKS					3	1				4
CENTURIES										
50s										
CATCHES					9					9
STUMPINGS										
OVERS BOWLED				20	124	18				162
MAIDENS				2	11	2				15
WICKETS				3	21	5				29
RUNS				70	459	95				624
AVERAGE				23.33	21.86	19.00				21.52
5 wickets/innings					1					1
BEST BOWLING				3/50	5/15	2/20				5/15
BALLS PER WICKET				40.00	35.43	21.60				33.52
RUNS PER OVER				3.50	3.70	5.28				3.85
TOTAL GAMES PLAYED	37									
TOTAL PLAYING DAYS										38



Tom AGAR

Debut season 2022/23

<u>28 March 2024</u>	1STS	2NDS	3RDS	4THS	5THS	6THS	7THS	BW1sts	BW2nds	TOTAL
GAMES PLAYED			1	13	8					22
PREMIERSHIPS										1
INNINGS			1	5	7					13
NOT OUTS				1	3					4
HIGHEST SCORE				7	11	20				20
AGGREGATE RUNS				7	29	53				89
AVERAGE			7.00	7.25	13.25					9.89
DUCKS					2					2
CENTURIES										
50s										
CATCHES				5	6					11
STUMPINGS										
OVERS BOWLED			9	85.5	39					133.5
MAIDENS			0	18	4					22
WICKETS			0	16	7					23
RUNS			45	294	165					504
AVERAGE			?	18.38	23.57					21.91
5 wickets/innings										
BEST BOWLING			0/45	3/49	3/27					3/27
BALLS PER WICKET			?	32.06	33.43					34.83
RUNS PER OVER			5.00	3.44	4.23					3.78
TOTAL GAMES PLAYED	22									
TOTAL PLAYING DAYS										29



Zaiden AINSWORTH

Debut season 2020/21

<u>28 March 2024</u>	1STS	2NDS	3RDS	4THS	5THS	6THS	7THS	BW1sts	BW2nds	TOTAL
GAMES PLAYED					7	2				9
PREMIERSHIPS										
INNINGS					4	2				6
NOT OUTS					3					3
HIGHEST SCORE					6	5				6
AGGREGATE RUNS					7	7				14
AVERAGE					7.00	3.50				4.67
DUCKS										
CENTURIES										
50s										
CATCHES					1					1
STUMPINGS										
OVERS BOWLED					24	5				29
MAIDENS					2	0				2
WICKETS					3	2				5
RUNS					175	44				219
AVERAGE					58.33	22.00				43.80
5 wickets/innings										
BEST BOWLING					2/34	2/36				2/34
BALLS PER WICKET					48.00	15.00				34.80
RUNS PER OVER					7.29	8.80				7.55
TOTAL GAMES PLAYED	9									
TOTAL PLAYING DAYS										9



Mark AINSWORTH

Debut season 2008/09

<u>28 March 2024</u>	1STS	2NDS	3RDS	4THS	5THS	6THS	7THS	BW1sts	BW2nds	TOTAL
GAMES PLAYED	1	25	87	67	10					190
PREMIERSHIPS	-	1	-	3						4
INNINGS		25	84	60	10					179
NOT OUTS		2	7	14	3					26
HIGHEST SCORE			55	101	103	65no				101
AGGREGATE RUNS			398	1748	1521	305				3972
AVERAGE		17.30	22.70	33.07	43.57					25.96
DUCKS		3	5	2	1					11
CENTURIES				1	1					2
50s			1	8	8	3				20
CATCHES		8	34	14	2					58
STUMPINGS										
OVERS BOWLED	5	39	249.34	43	17					353.34
MAIDENS	0	4	54	7	0					65
WICKETS	1	5	39	7	2					54
RUNS	22	168	793	200	126					1309
AVERAGE	22.00	33.60	20.33	28.57	63.00					24.24
5 wickets/innings										
BEST BOWLING	1/22	2/23	4/15	3/24	2/36					4/15
BALLS PER WICKET	30.00	46.80	38.36	36.86	51.00					39.26
RUNS PER OVER	4.40	4.31	3.18	4.65	7.41					3.70
TOTAL GAMES PLAYED	190									
TOTAL PLAYING DAYS										285



Sam ALLEN

Debut season 2019/20

28 March 2024	1STS	2NDS	3RDS	4THS	5THS	6THS	7THS	BW1sts	BW2nds	TOTAL
GAMES PLAYED	54	11								65
PREMIERSHIPS										
INNINGS	37	10								47
NOT OUTS	8	2								10
HIGHEST SCORE	42	36no								42
AGGREGATE RUNS	352	120								472
AVERAGE	12.14	15.00								12.76
DUCKS	3	1								4
CENTURIES										
50s										
CATCHES	27	6								33
STUMPINGS										
OVERS BOWLED	478.16	88.85								567.01
MAIDENS	53	10								63
WICKETS	62	16								78
RUNS	1729	322								2051
AVERAGE	27.89	20.13								26.29
5 wickets/innings										
BEST BOWLING	4/18	4/30								4/18
BALLS PER WICKET	46.27	33.32								43.62
RUNS PER OVER	3.62	3.62								3.62
TOTAL GAMES PLAYED	65									
TOTAL PLAYING DAYS										78



Archie BAIN

Debut season 2016/17

28 March 2024	1STS	2NDS	3RDS	4THS	5THS	6THS	7THS	BW1sts	BW2nds	TOTAL
GAMES PLAYED	28	1	5	3		8				45
PREMIERSHIPS										
INNINGS	18	1	3	2		7				31
NOT OUTS	9		2	1		4				16
HIGHEST SCORE	59no	0	3	32no		50rtno				59no
AGGREGATE RUNS	161	0	5	32		125				323
AVERAGE	17.89	0.00	5.00	32.00		41.67				21.53
DUCKS	1	1		1		1				4
CENTURIES										
50s	1					1				2
CATCHES	15		1	1						17
STUMPINGS										
OVERS BOWLED	226	6.33	38	9		38				317.33
MAIDENS	34	0	9	2		9				54
WICKETS	28	3	8	0		6				45
RUNS	853	33	144	39		82				1151
AVERAGE	30.46	11.00	18.00	?		13.67				25.58
5 wickets/innings	1									1
BEST BOWLING	6/27	3/33	3/26	0/30		4/6				6/27
BALLS PER WICKET	48.43	12.66	28.50	?		38.00				42.31
RUNS PER OVER	3.77	5.21	3.79	4.33		2.16				3.63
TOTAL GAMES PLAYED	45									
TOTAL PLAYING DAYS										53



Jarad BATTENALLY

Debut season 2017/18

28 March 2024	1STS	2NDS	3RDS	4THS	5THS	6THS	7THS	BW1sts	BW2nds	TOTAL
GAMES PLAYED	1	14	44	2	1					62
PREMIERSHIPS										
INNINGS	1	14	43	2	1					61
NOT OUTS		1	3							4
HIGHEST SCORE	1	78	134	102	0					134
AGGREGATE RUNS	1	310	1289	185	0					1785
AVERAGE	1.00	23.85	32.23	92.50	0.00					31.32
DUCKS		3	5		1					9
CENTURIES			2	1						3
50s		2	5							7
CATCHES		5	15							20
STUMPINGS			5							5
OVERS BOWLED			24.33							24.33
MAIDENS			4							4
WICKETS			4							4
RUNS			74							74
AVERAGE			18.50							18.50
5 wickets/innings										
BEST BOWLING			2/34							2/34
BALLS PER WICKET			36.50							36.50
RUNS PER OVER			3.04							3.04
TOTAL GAMES PLAYED	62									
TOTAL PLAYING DAYS										83



Douglas BERGAMIN

Debut season 2223/24

28 March 2024	1STS	2NDS	3RDS	4THS	5THS	6THS	7THS	BW1sts	BW2nds	TOTAL
GAMES PLAYED		5	4							9
PREMIERSHIPS										
INNINGS		5	3							8
NOT OUTS			1							1
HIGHEST SCORE		65	58no							65
AGGREGATE RUNS		111	162							273
AVERAGE		22.20	81.00							39.00
DUCKS		1								1
CENTURIES										
50s		1	2							3
CATCHES		1	3							4
STUMPINGS										
OVERS BOWLED										
MAIDENS										
WICKETS										
RUNS										
AVERAGE										
5 wickets/innings										
BEST BOWLING										
BALLS PER WICKET										
RUNS PER OVER										
TOTAL GAMES PLAYED	9									
TOTAL PLAYING DAYS										15



Mehar BIRAH

Debut season 2223/24

<u>28 March 2024</u>	1STS	2NDS	3RDS	4THS	5THS	6THS	7THS	BW1sts	BW2nds	TOTAL
GAMES PLAYED								12		12
PREMIERSHIPS								1		1
INNINGS								1		1
NOT OUTS								1		1
HIGHEST SCORE								3no		3no
AGGREGATE RUNS								3		3
AVERAGE								?		?
DUCKS										
CENTURIES										
50s										
CATCHES								1		1
STUMPINGS										
OVERS BOWLED								47		47
MAIDENS										
WICKETS								17		17
RUNS								275		275
AVERAGE								16.18		16.18
5 wickets/innings										
BEST BOWLING								4/19		4/19
BALLS PER WICKET								16.59		16.59
RUNS PER OVER								5.85		5.85
TOTAL GAMES PLAYED	12									
										TOTAL PLAYING DAYS 12



Harman BIRAH

Debut season 2223/24

<u>28 March 2024</u>	1STS	2NDS	3RDS	4THS	5THS	6THS	7THS	BW1sts	BW2nds	TOTAL
GAMES PLAYED								12		12
PREMIERSHIPS								1		1
INNINGS								2		2
NOT OUTS								1		1
HIGHEST SCORE								1		1
AGGREGATE RUNS								1		1
AVERAGE								1.00		1.00
DUCKS										
CENTURIES										
50s										
CATCHES										
STUMPINGS										
OVERS BOWLED								39.4		39.4
MAIDENS										
WICKETS								9		9
RUNS								253		253
AVERAGE								28.11		28.11
5 wickets/innings										
BEST BOWLING								2/10		2/10
BALLS PER WICKET								26.27		26.27
RUNS PER OVER								6.42		6.42
TOTAL GAMES PLAYED	12									
										TOTAL PLAYING DAYS 12



Nick BURKE

Debut season 2017/18

<u>28 March 2024</u>	1STS	2NDS	3RDS	4THS	5THS	6THS	7THS	BW1sts	BW2nds	TOTAL
GAMES PLAYED	23	21		1	4	1				50
PREMIERSHIPS										
INNINGS	14	5		1	3	1				24
NOT OUTS	4	3		1						8
HIGHEST SCORE	24	3no		1no	24	0				24
AGGREGATE RUNS	72	10		1	24	0				107
AVERAGE	7.20	5.00		?	8.00	0.00				6.69
DUCKS	4				2	1				7
CENTURIES										
50s										
CATCHES	2	6								10
STUMPINGS										
OVERS BOWLED	165.33	162.67		9	11	6				354
MAIDENS	22	16		0	5	1				44
WICKETS	25	32		2	1	1				61
RUNS	681	603		39	21	25				1369
AVERAGE	27.24	18.84		19.50	21.00	25.00				22.44
5 wickets/innings										
BEST BOWLING	4/42	4/25		2/39	1/9	1/25				4/25
BALLS PER WICKET	39.68	30.50		27.00	66.00	36.00				34.82
RUNS PER OVER	4.12	3.71		4.33	1.91	4.17				3.87
TOTAL GAMES PLAYED	50									
										TOTAL PLAYING DAYS 58



Hannah CARSON

Debut season 2223/24

<u>28 March 2024</u>	1STS	2NDS	3RDS	4THS	5THS	6THS	7THS	BW1sts	BW2nds	TOTAL
GAMES PLAYED								2		2
PREMIERSHIPS										
INNINGS										
NOT OUTS										
HIGHEST SCORE										
AGGREGATE RUNS										
AVERAGE										
DUCKS										
CENTURIES										
50s										
CATCHES										
STUMPINGS										
OVERS BOWLED								3		3
MAIDENS										
WICKETS								9		9
RUNS								16		16
AVERAGE								1.78		1.78
5 wickets/innings										
BEST BOWLING								0/7		0/7
BALLS PER WICKET								2.00		2.00
RUNS PER OVER								5.33		5.33
TOTAL GAMES PLAYED	2									
										TOTAL PLAYING DAYS 2



Oscar DOWLING

Debut season 2018/19

<u>28 March 2024</u>	1STS	2NDS	3RDS	4THS	5THS	6THS	7THS	BW1sts	BW2nds	TOTAL
GAMES PLAYED		14	13	4		2				33
PREMIERSHIPS										
INNINGS		11	12	3		2				28
NOT OUTS			2	1						3
HIGHEST SCORE		42	69	77no		32				77no
AGGREGATE RUNS		125	277	92		58				552
AVERAGE		11.36	27.70	46.00		29.00				22.08
DUCKS		3	2							5
CENTURIES										
50s			1	1						2
CATCHES		2	4							6
STUMPINGS										
OVERS BOWLED		6	10	27		11				54
MAIDENS		0	1	6		0				7
WICKETS		1	1	4		0				6
RUNS		27	57	45		41				170
AVERAGE		27.00	57.00	11.25		?				28.33
5 wickets/innings										
BEST BOWLING		1/27	0/8	1/1		0/11				1/1
BALLS PER WICKET		36.00	60.00	40.50		?				54.00
RUNS PER OVER		4.50	5.70	1.67		3.73				3.15
TOTAL GAMES PLAYED	33									
TOTAL PLAYING DAYS										37



Bianca DUFF

Debut season 2223/24

<u>28 March 2024</u>	1STS	2NDS	3RDS	4THS	5THS	6THS	7THS	BW1sts	BW2nds	TOTAL
GAMES PLAYED										14
PREMIERSHIPS										1
INNINGS										14
NOT OUTS										8
HIGHEST SCORE										53rtno
AGGREGATE RUNS										424
AVERAGE										70.67
DUCKS										
CENTURIES										
50s									4	8
CATCHES									3	3
STUMPINGS										
OVERS BOWLED										53
MAIDENS										
WICKETS										16
RUNS										190
AVERAGE										11.88
5 wickets/innings										
BEST BOWLING										4/14
BALLS PER WICKET										19.88
RUNS PER OVER										3.58
TOTAL GAMES PLAYED	14									
TOTAL PLAYING DAYS										14



Angus DUFF

Debut season 2022/23

<u>28 March 2024</u>	1STS	2NDS	3RDS	4THS	5THS	6THS	7THS	BW1sts	BW2nds	TOTAL
GAMES PLAYED			5	5		2				12
PREMIERSHIPS										
INNINGS			5	5		1				11
NOT OUTS				1		1				2
HIGHEST SCORE			51	62no		28no				62no
AGGREGATE RUNS			100	135		28				263
AVERAGE			20.00	33.75		?				29.22
DUCKS										
CENTURIES										
50s			1	1						2
CATCHES			1	2		1				4
STUMPINGS										
OVERS BOWLED			18	15		13				46
MAIDENS			4	4		2				10
WICKETS			4	1		2				7
RUNS			51	50		35				136
AVERAGE			12.75	50.00		17.50				19.43
5 wickets/innings										
BEST BOWLING			3/24	1/13		1/17				3/24
BALLS PER WICKET			27.00	90.00		39.00				39.43
RUNS PER OVER			2.83	3.33		2.69				2.96
TOTAL GAMES PLAYED	12									
TOTAL PLAYING DAYS										20



Darren FLEET

Debut season 1997/98

<u>28 March 2024</u>	1STS	2NDS	3RDS	4THS	5THS	6THS	7THS	BW1sts	BW2nds	TOTAL
GAMES PLAYED	30	107	23	16	1	1				178
PREMIERSHIPS	-	3	1	1	-	-	-			5
INNINGS	24	100	20	14	1	1				160
NOT OUTS	5	13	1	4	1	1				25
HIGHEST SCORE	48no	107no	54	89no	114no	52no				114no
AGGREGATE RUNS	247	1993	438	509	114	52				3353
AVERAGE	13.00	22.91	23.05	50.90	?	?				24.84
DUCKS	2	11	4							17
CENTURIES		2			1					3
50s		4	3	5		1				13
CATCHES	13	44	19	11						87
STUMPINGS										
OVERS BOWLED	300.34	959.46	212.35	56	3	8				1539.15
MAIDENS	62	215	37	9	0	3				326
WICKETS	52	141	57	19	0	0				269
RUNS	855	2364	705	190	19	11				4144
AVERAGE	16.44	16.77	12.37	10.00	?	?				15.41
5 wickets/innings	2	6	2							10
BEST BOWLING	6/41	6/47	7/30	4/14	0/19	0/11				7/30
BALLS PER WICKET	34.65	40.83	22.35	17.68	?	?				34.33
RUNS PER OVER	2.85	2.46	3.32	3.39	6.33	1.38				2.69
TOTAL GAMES PLAYED	178									
TOTAL PLAYING DAYS										306



Arch FLEET

Debut season 2020/21

<u>28 March 2024</u>	1STS	2NDS	3RDS	4THS	5THS	6THS	7THS	BW1sts	BW2nds	TOTAL
GAMES PLAYED		12	5		11	10	5			43
PREMIERSHIPS				1						1
INNINGS		7		2	8	2				19
NOT OUTS		4		1	3	1				9
HIGHEST SCORE		12		9	11	7				12
AGGREGATE RUNS		26		10	34	7				77
AVERAGE		8.67		10.00	6.80	7.00				7.70
DUCKS		1			3					4
CENTURIES										
50s										
CATCHES		1	1	4	1					7
STUMPINGS										
OVERS BOWLED		119.82	37	72	66	32.67				327.49
MAIDENS		19	7	13	8	5				52
WICKETS		16	8	14	14	5				57
RUNS		351	136	228	207	124				1046
AVERAGE		21.94	17.00	16.29	14.79	24.80				18.35
5 wickets/innings										
BEST BOWLING		2/18	3/9	3/8	4/36	3/22				4/36
BALLS PER WICKET		44.93	27.75	30.86	28.29	39.20				34.47
RUNS PER OVER		2.93	3.68	3.17	3.14	3.80				3.19
TOTAL GAMES PLAYED	43									
TOTAL PLAYING DAYS										50



Keely FRANKLIN

Debut season 2022/23

<u>28 March 2024</u>	1STS	2NDS	3RDS	4THS	5THS	6THS	7THS	BW1sts	BW2nds	TOTAL
GAMES PLAYED								8	18	26
PREMIERSHIPS										
INNINGS								5	15	20
NOT OUTS								3	4	7
HIGHEST SCORE								11no	30rtno	30rtno
AGGREGATE RUNS								21	191	212
AVERAGE								10.50	17.36	16.31
DUCKS								1	2	3
CENTURIES										
50s										
CATCHES								2	3	5
STUMPINGS										
OVERS BOWLED								2	14.83	16.83
MAIDENS								0	0	0
WICKETS								0	4	4
RUNS								0	81	81
AVERAGE								?	20.25	20.25
5 wickets/innings								19		19
BEST BOWLING								0/13	2/15	2/15
BALLS PER WICKET								?	22.25	25.25
RUNS PER OVER								0.00	5.46	4.81
TOTAL GAMES PLAYED	26									
TOTAL PLAYING DAYS										26



Michelle GAVIN

Debut season 2022/23

<u>28 March 2024</u>	1STS	2NDS	3RDS	4THS	5THS	6THS	7THS	BW1sts	BW2nds	TOTAL
GAMES PLAYED								25		25
PREMIERSHIPS								1		1
INNINGS								20		20
NOT OUTS								4		4
HIGHEST SCORE								51tno		51rtno
AGGREGATE RUNS								270		270
AVERAGE								16.88		16.88
DUCKS								1		1
CENTURIES										
50s		1							1	2
CATCHES								8		8
STUMPINGS										
OVERS BOWLED								23		23
MAIDENS								0		0
WICKETS								4		4
RUNS								103		103
AVERAGE								25.75		25.75
5 wickets/innings										
BEST BOWLING								2/8		2/8
BALLS PER WICKET								34.50		34.50
RUNS PER OVER								4.48		4.48
TOTAL GAMES PLAYED	25									
TOTAL PLAYING DAYS										25



Jack GORDON

Debut season 2019/20

<u>28 March 2024</u>	1STS	2NDS	3RDS	4THS	5THS	6THS	7THS	BW1sts	BW2nds	TOTAL
GAMES PLAYED			8	27	8	13				56
PREMIERSHIPS				3						3
INNINGS			6	11	6	8				31
NOT OUTS			3	4	1	3				11
HIGHEST SCORE			6no	16no	51rtno	24no				51rtno
AGGREGATE RUNS			13	54	113	66				246
AVERAGE			4.33	7.71	22.60	13.20				12.30
DUCKS				2	1	3				6
CENTURIES										
50s					1					1
CATCHES			4	6	3	5				18
STUMPINGS										
OVERS BOWLED			53	194.87	45.17	75				368.04
MAIDENS			10	53	12	13				88
WICKETS			9	29	12	16				66
RUNS			207	492	150	296				1145
AVERAGE			23.00	16.97	12.50	18.50				17.35
5 wickets/innings				1	1					2
BEST BOWLING			3/24	5/35	6/15	4/35				6/15
BALLS PER WICKET			35.33	40.32	22.59	28.13				33.46
RUNS PER OVER			3.91	2.52	3.32	3.95				3.11
TOTAL GAMES PLAYED	56									
TOTAL PLAYING DAYS										63



Aiden GRACE

Debut season 2018/19

<u>28 March 2024</u>	1STS	2NDS	3RDS	4THS	5THS	6THS	7THS	BW1sts	BW2nds	TOTAL
GAMES PLAYED		1	32	42	8					83
PREMIERSHIPS				2						2
INNINGS			15	21	7					43
NOT OUTS			10	11	4					25
HIGHEST SCORE			9no	46	46no					46no
AGGREGATE RUNS			28	160	71					259
AVERAGE			5.60	16.00	23.67					14.39
DUCKS			4	2	1					7
CENTURIES										
50s										
CATCHES			15	20	4					39
STUMPINGS										
OVERS BOWLED			211.5	298.16	53					562.66
MAIDENS			38	34	10					82
WICKETS			24	58	9					91
RUNS			776	1122	180					2078
AVERAGE			32.33	19.34	20.00					22.84
5 wickets/innings				2						2
BEST BOWLING			3/22	5/7	3/8					5/7
BALLS PER WICKET			52.88	30.84	35.33					37.10
RUNS PER OVER			3.67	3.76	3.40					3.69
TOTAL GAMES PLAYED	83									
TOTAL PLAYING DAYS										98



Craig GREEN

Debut season 2013/14

<u>28 March 2024</u>	1STS	2NDS	3RDS	4THS	5THS	6THS	7THS	BW1sts	BW2nds	TOTAL
GAMES PLAYED		11	12	11	42	17				93
PREMIERSHIPS						1				1
INNINGS		12	11	11	41	16				91
NOT OUTS				1	15	9				26
HIGHEST SCORE			39	78	85no	93no	61			93no
AGGREGATE RUNS			156	372	330	1435	650			2943
AVERAGE			13.00	37.20	33.00	55.19	92.86			45.28
DUCKS			2		2					6
CENTURIES										
50s				4	2	15	9			30
CATCHES			3	1	4	19	6			33
STUMPINGS										
OVERS BOWLED				5	176.67	83.17				264.84
MAIDENS				1	12	13				26
WICKETS				0	38	21				59
RUNS				23	859	317				1199
AVERAGE				?	22.61	15.10				20.32
5 wickets/innings					1					1
BEST BOWLING				0/23	5/7	1/9				5/7
BALLS PER WICKET				?	27.90	23.76				26.93
RUNS PER OVER				4.60	4.86	3.81				4.53
TOTAL GAMES PLAYED	93									
TOTAL PLAYING DAYS										133



Noah GUIDA

Debut season 2016/17

<u>28 March 2024</u>	1STS	2NDS	3RDS	4THS	5THS	6THS	7THS	BW1sts	BW2nds	TOTAL
GAMES PLAYED	27	17	1	1		10				56
PREMIERSHIPS										
INNINGS	18	14	1	1		9				43
NOT OUTS	4	4				1				9
HIGHEST SCORE	60no	20	0	11		32				60no
AGGREGATE RUNS	295	106	0	11		62				474
AVERAGE	21.07	10.60	0.00	11.00		7.75				13.94
DUCKS		2	1			4				7
CENTURIES										
50s	2									2
CATCHES	5	5				1				11
STUMPINGS										
OVERS BOWLED	145.33	132.67	14	9		43				344
MAIDENS	11	22	3	0		7				43
WICKETS	19	20	3	4		7				53
RUNS	715	460	42	30		165				1412
AVERAGE	37.63	23.00	14.00	7.50		23.57				26.64
5 wickets/innings	1									1
BEST BOWLING	5/46	3/34	3/42	4/30		2/32				5/46
BALLS PER WICKET	45.89	39.80	28.00	13.50		36.86				38.94
RUNS PER OVER	4.92	3.47	3.00	3.33		3.84				4.10
TOTAL GAMES PLAYED	56									
TOTAL PLAYING DAYS										65



Ethan GUIDA

Debut season 2015/16

<u>28 March 2024</u>	1STS	2NDS	3RDS	4THS	5THS	6THS	7THS	BW1sts	BW2nds	TOTAL
GAMES PLAYED		4	5	5		14				28
PREMIERSHIPS										
INNINGS		3	3	4		11				21
NOT OUTS		2	3			4				9
HIGHEST SCORE		13no	23no	9		56				56
AGGREGATE RUNS		16	26	16		216				274
AVERAGE		16.00	?	4.00		30.86				22.83
DUCKS				1		1				2
CENTURIES										
50s						2				2
CATCHES		4	2	3		4				13
STUMPINGS										
OVERS BOWLED		29	57	40		56.5				182.5
MAIDENS		3	14	11		5				33
WICKETS		3	3	8		10				24
RUNS		109	156	114		218				597
AVERAGE		36.33	52.00	14.25		21.80				24.88
5 wickets/innings										
BEST BOWLING		1/15	1/24	3/6		2/17				3/6
BALLS PER WICKET		58.00	114.00	30.00		33.90				45.63
RUNS PER OVER		3.76	2.74	2.85		3.86				3.27
TOTAL GAMES PLAYED	28									
TOTAL PLAYING DAYS										32



Jack HASTIE

Debut season 2013/14

<u>28 March 2024</u>	1STS	2NDS	3RDS	4THS	5THS	6THS	7THS	BW1sts	BW2nds	TOTAL
GAMES PLAYED			5	48	36					89
PREMIERSHIPS										
INNINGS			5	31	31					67
NOT OUTS			3	19	4					26
HIGHEST SCORE			17	41	52rtno					52rtno
AGGREGATE RUNS			33	364	436					833
AVERAGE			16.50	30.33	16.15					20.32
DUCKS				4	5					9
CENTURIES										
50s					1					1
CATCHES			2	18	13					33
STUMPINGS										
OVERS BOWLED			23	219.86	141.5					384.36
MAIDENS			4	17	11					32
WICKETS			2	27	26					55
RUNS			74	937	591					1602
AVERAGE			37.00	34.70	22.73					29.13
5 wickets/innings										
BEST BOWLING			1/18	4/44	2/13					4/44
BALLS PER WICKET			69.00	48.86	32.65					41.93
RUNS PER OVER			3.22	4.26	4.18					4.17
TOTAL GAMES PLAYED	89									
										TOTAL PLAYING DAYS 134



Dylan HODGE

Debut season 2015/16

<u>28 March 2024</u>	1STS	2NDS	3RDS	4THS	5THS	6THS	7THS	BW1sts	BW2nds	TOTAL
GAMES PLAYED	63	1								64
PREMIERSHIPS										
INNINGS	54	1								55
NOT OUTS	8									8
HIGHEST SCORE	83	17								83
AGGREGATE RUNS	997	17								1014
AVERAGE	21.67	17.00								21.57
DUCKS	6									6
CENTURIES										
50s	6									6
CATCHES	30									30
STUMPINGS										
OVERS BOWLED	550.67									550.67
MAIDENS	108									108
WICKETS	71									71
RUNS	1627									1627
AVERAGE	22.92									22.92
5 wickets/innings										
BEST BOWLING	4/24									4/24
BALLS PER WICKET	46.54									46.54
RUNS PER OVER	2.95									2.95
TOTAL GAMES PLAYED	64									
										TOTAL PLAYING DAYS 83



Isaac HOGAN

Debut season 2019/20

<u>28 March 2024</u>	1STS	2NDS	3RDS	4THS	5THS	6THS	7THS	BW1sts	BW2nds	TOTAL
GAMES PLAYED	39	4	1							44
PREMIERSHIPS										
INNINGS	39	4								43
NOT OUTS	3									3
HIGHEST SCORE	104	8								104
AGGREGATE RUNS	1001	8								1009
AVERAGE	27.81	2.00								25.23
DUCKS		3								3
CENTURIES	2									2
50s	5									5
CATCHES	10									10
STUMPINGS										
OVERS BOWLED	63	16	11							90
MAIDENS	6	0	1							7
WICKETS	10	1	0							11
RUNS	279	85	37							401
AVERAGE	27.90	85.00	?							36.45
5 wickets/innings										
BEST BOWLING	3/48	1/34	0/37							3/48
BALLS PER WICKET	37.80	96.00	?							49.09
RUNS PER OVER	4.43	5.31	3.36							4.46
TOTAL GAMES PLAYED	44									
										TOTAL PLAYING DAYS 53



Jules HOLT

Debut season 2022/23

<u>28 March 2024</u>	1STS	2NDS	3RDS	4THS	5THS	6THS	7THS	BW1sts	BW2nds	TOTAL
GAMES PLAYED								2	20	22
PREMIERSHIPS										
INNINGS									9	9
NOT OUTS									7	7
HIGHEST SCORE									18no	18no
AGGREGATE RUNS									51	51
AVERAGE									25.50	25.50
DUCKS									1	1
CENTURIES										
50s										
CATCHES									5	5
STUMPINGS										
OVERS BOWLED								6	74.17	80.17
MAIDENS								5	5	10
WICKETS								0	22	22
RUNS								27	228	255
AVERAGE								?	10.36	11.59
5 wickets/innings										
BEST BOWLING								0/13	4/15	4/15
BALLS PER WICKET								?	20.23	21.86
RUNS PER OVER								4.50	3.07	3.18
TOTAL GAMES PLAYED	22									
										TOTAL PLAYING DAYS 22



Tim HOSKING

Debut season 2011/12

<u>28 March 2024</u>	1STS	2NDS	3RDS	4THS	5THS	6THS	7THS	BW1sts	BW2nds	TOTAL
GAMES PLAYED	73	42	1		3					119
PREMIERSHIPS					-					
INNINGS	69	40	1		3					113
NOT OUTS	5	2								7
HIGHEST SCORE	81	78no	7		21					81
AGGREGATE RUNS	978	865	7		44					1894
AVERAGE	15.28	22.76	7.00		14.67					17.87
DUCKS	7	2								9
CENTURIES										
50s	3	5								8
CATCHES	58	26	1		1					86
STUMPINGS		6			1					7
OVERS BOWLED	2	14								16
MAIDENS	0	0								0
WICKETS	0	1								1
RUNS	7	98								105
AVERAGE	?	98.00								105.00
5 wickets/innings										
BEST BOWLING	0/1	1/27								0/1
BALLS PER WICKET	?	84.00								96.00
RUNS PER OVER	3.50	7.00								6.56
TOTAL GAMES PLAYED	119									
										TOTAL PLAYING DAYS 161



Zoe HUNTER

Debut season 2223/24

<u>28 March 2024</u>	1STS	2NDS	3RDS	4THS	5THS	6THS	7THS	BW1sts	BW2nds	TOTAL
GAMES PLAYED										11
PREMIERSHIPS										11
INNINGS									4	4
NOT OUTS									2	2
HIGHEST SCORE									3no	3no
AGGREGATE RUNS									3	3
AVERAGE									1.50	1.50
DUCKS									3	3
CENTURIES										
50s										
CATCHES									1	1
STUMPINGS										
OVERS BOWLED									4	4
MAIDENS								0	0	0
WICKETS									0	0
RUNS									25	25
AVERAGE									?	?
5 wickets/innings										
BEST BOWLING									0/3	0/3
BALLS PER WICKET									?	?
RUNS PER OVER									6.25	6.25
TOTAL GAMES PLAYED	11									
										TOTAL PLAYING DAYS 11



Max INDERBERG

Debut season 2021/22

<u>28 March 2024</u>	1STS	2NDS	3RDS	4THS	5THS	6THS	7THS	BW1sts	BW2nds	TOTAL
GAMES PLAYED				4	4	5				13
PREMIERSHIPS										
INNINGS				4	4	2				10
NOT OUTS				1	1					2
HIGHEST SCORE				48	45	33				48
AGGREGATE RUNS				94	86	47				227
AVERAGE				31.33	28.67	23.50				28.38
DUCKS										
CENTURIES										
50s										
CATCHES				1	4	2				7
STUMPINGS					2					2
OVERS BOWLED										
MAIDENS										
WICKETS										
RUNS										
AVERAGE										
5 wickets/innings										
BEST BOWLING										
BALLS PER WICKET										
RUNS PER OVER										
TOTAL GAMES PLAYED	13									
										TOTAL PLAYING DAYS 16



Levi IRVING

Debut season 2016/17

<u>28 March 2024</u>	1STS	2NDS	3RDS	4THS	5THS	6THS	7THS	BW1sts	BW2nds	TOTAL
GAMES PLAYED		3	14	34	12	4				67
PREMIERSHIPS										
INNINGS		3	11	29	11	3				57
NOT OUTS			2	8	2	1				13
HIGHEST SCORE		34	38	69no	54rtno	46				69no
AGGREGATE RUNS		46	180	409	254	122				1011
AVERAGE		15.33	20.00	19.48	28.22	61.00				22.98
DUCKS			1	5	1					7
CENTURIES										
50s				2	2					4
CATCHES			2	4	1					7
STUMPINGS										
OVERS BOWLED		9	59	271.5	78.67	27				445.17
MAIDENS		0	12	59	17	2				90
WICKETS		1	11	41	18	8				79
RUNS		35	159	833	240	106				1373
AVERAGE		35.00	14.45	20.32	13.33	13.25				17.38
5 wickets/innings					1					1
BEST BOWLING		1/20	3/58	5/18	4/22	3/13				5/18
BALLS PER WICKET		54.00	32.18	39.73	26.22	20.25				33.81
RUNS PER OVER		3.89	2.69	3.07	3.05	3.93				3.08
TOTAL GAMES PLAYED	67									
										TOTAL PLAYING DAYS 95



Leah IRVING

Debut season 2022/23

<u>28 March 2024</u>	1STS	2NDS	3RDS	4THS	5THS	6THS	7THS	BW1sts	BW2nds	TOTAL
GAMES PLAYED										24
PREMIERSHIPS										24
INNINGS										15
NOT OUTS										4
HIGHEST SCORE										18no
AGGREGATE RUNS										64
AVERAGE										5.82
DUCKS										3
CENTURIES										3
50s										
CATCHES										
STUMPINGS										
OVERS BOWLED										12.17
MAIDENS										0
WICKETS										1
RUNS										73
AVERAGE										73.00
5 wickets/innings										
BEST BOWLING										1/4
BALLS PER WICKET										73.02
RUNS PER OVER										6.00
TOTAL GAMES PLAYED	24									TOTAL PLAYING DAYS
										24



Annabelle JOHANSON

Debut season 2022/23

<u>28 March 2024</u>	1STS	2NDS	3RDS	4THS	5THS	6THS	7THS	BW1sts	BW2nds	TOTAL
GAMES PLAYED										22
PREMIERSHIPS										1
INNINGS										4
NOT OUTS										2
HIGHEST SCORE										12no
AGGREGATE RUNS										18
AVERAGE										9.00
DUCKS										
CENTURIES										
50s										
CATCHES										
STUMPINGS										
OVERS BOWLED										27
MAIDENS										0
WICKETS										5
RUNS										173
AVERAGE										34.60
5 wickets/innings										
BEST BOWLING										2/13
BALLS PER WICKET										32.40
RUNS PER OVER										6.41
TOTAL GAMES PLAYED	22									TOTAL PLAYING DAYS
										22



Adam KALZ

Debut season 2013/14

<u>28 March 2024</u>	1STS	2NDS	3RDS	4THS	5THS	6THS	7THS	BW1sts	BW2nds	TOTAL
GAMES PLAYED	2	34	85	7						128
PREMIERSHIPS										
INNINGS	1	31	63	3						98
NOT OUTS		7	12	1						20
HIGHEST SCORE	0	92	78no	35						92
AGGREGATE RUNS	0	485	1300	63						1848
AVERAGE	0.00	20.21	25.49	31.50						23.69
DUCKS	1	5	2							8
CENTURIES										
50s		2	7							9
CATCHES		11	21	1						33
STUMPINGS										
OVERS BOWLED	11	205	652.5	51						919.5
MAIDENS	4	56	138	14						212
WICKETS	0	21	96	11						128
RUNS	16	578	1874	116						2584
AVERAGE	?	27.52	19.52	10.55						20.19
5 wickets/innings			2							2
BEST BOWLING	0/3	3/38	6/36	3/14						6/36
BALLS PER WICKET	?	58.57	40.78	27.82						43.10
RUNS PER OVER	1.45	2.82	2.87	2.27						2.81
TOTAL GAMES PLAYED	128									TOTAL PLAYING DAYS
										185



Tom KIDDLE

Debut season 2019/20

<u>28 March 2024</u>	1STS	2NDS	3RDS	4THS	5THS	6THS	7THS	BW1sts	BW2nds	TOTAL
GAMES PLAYED	9	23	7	1						54
PREMIERSHIPS										
INNINGS	7	19	7	1						47
NOT OUTS		1								3
HIGHEST SCORE	30	28	35	2		50rtno				50rtno
AGGREGATE RUNS	70	222	122	2		185				601
AVERAGE	10.00	12.33	17.43	2.00		16.82				13.66
DUCKS	1		1			1				3
CENTURIES										
50s						1				1
CATCHES	2	8	4			1				15
STUMPINGS										
OVERS BOWLED	4	9	16	2		47				78
MAIDENS	0	3	0	0		3				6
WICKETS	1	1	5	1		17				25
RUNS	35	23	69	17		218				362
AVERAGE	35.00	23.00	13.80	17.00		12.82				14.48
5 wickets/innings										
BEST BOWLING	1/35	1/10	3/13	1/17		4/39				4/39
BALLS PER WICKET	24.00	54.00	19.20	12.00		16.59				18.72
RUNS PER OVER	8.75	2.56	4.31	8.50		4.64				4.64
TOTAL GAMES PLAYED	54									TOTAL PLAYING DAYS
										60



Rodney KIDDLE

Debut season 1999/00

28 March 2024	1STS	2NDS	3RDS	4THS	5THS	6THS	7THS	BW1sts	BW2nds	TOTAL
GAMES PLAYED	96	29	34	5		5				169
PREMIERSHIPS	2			1						3
INNINGS	90	30	30	4		5				159
NOT OUTS	18	4	6			4				32
HIGHEST SCORE	158no	110	131	101		52rtno				158no
AGGREGATE RUNS	2806	837	1125	170		179				5117
AVERAGE	38.97	32.19	46.88	42.50		179.00				40.29
DUCKS	4	3		1						8
CENTURIES	3	1	1	1						6
50s	14	5	7	1		2				29
CATCHES	46	8	10			3				67
STUMPINGS										
OVERS BOWLED	746	14	46	21.56						827.56
MAIDENS	213	3	12	5						233
WICKETS	68	3	1	3						75
RUNS	1628	70	161	63						1922
AVERAGE	23.94	23.33	161.00	21.00						25.63
5 wickets/innings										
BEST BOWLING	3/16	3/51	1/39	3/29						3/16
BALLS PER WICKET	65.82	28.00	276.00	43.12						66.20
RUNS PER OVER	2.18	5.00	3.50	2.92						2.32
TOTAL GAMES PLAYED	169									
TOTAL PLAYING DAYS										276



Andrew KNOTT

Debut season 2016/17

28 March 2024	1STS	2NDS	3RDS	4THS	5THS	6THS	7THS	BW1sts	BW2nds	TOTAL
GAMES PLAYED		4	56	3						63
PREMIERSHIPS										
INNINGS		5	53	2						60
NOT OUTS			6							6
HIGHEST SCORE		59	52	48						59
AGGREGATE RUNS		89	1082	87						1258
AVERAGE		17.80	23.02	43.50						23.30
DUCKS	1		4							5
CENTURIES										
50s			5							5
CATCHES	1		20							21
STUMPINGS										
OVERS BOWLED	14		68.5	5						87.5
MAIDENS	3		17	0						20
WICKETS	0		14	0						14
RUNS	50		219	25						294
AVERAGE	?		15.64	?						21.00
5 wickets/innings										
BEST BOWLING	0/8		4/32	0/25						4/32
BALLS PER WICKET	?		29.36	?						37.50
RUNS PER OVER	3.57		3.20	5.00						3.36
TOTAL GAMES PLAYED	63									
TOTAL PLAYING DAYS										80



Anthony LEAN

Debut season 2022/23

28 March 2024	1STS	2NDS	3RDS	4THS	5THS	6THS	7THS	BW1sts	BW2nds	TOTAL
GAMES PLAYED				4	12	1				17
PREMIERSHIPS										
INNINGS				3	11	1				15
NOT OUTS				1	3					4
HIGHEST SCORE				26	50rtno	22				50rtno
AGGREGATE RUNS				34	237	22				293
AVERAGE				17.00	29.63	22.00				26.64
DUCKS										
CENTURIES										
50s					1					1
CATCHES				3	2					5
STUMPINGS										
OVERS BOWLED				7	44.8	2				53.8
MAIDENS				1	3	0				4
WICKETS				1	7	0				8
RUNS				27	257	18				302
AVERAGE				27.00	36.71	?				37.75
5 wickets/innings										
BEST BOWLING				1/11	2/29	0/18				2/29
BALLS PER WICKET				42.00	38.40	?				40.35
RUNS PER OVER				3.86	5.74	9.00				5.61
TOTAL GAMES PLAYED	17									
TOTAL PLAYING DAYS										18



Tom LEVICK

Debut season 2008/09

28 March 2024	1STS	2NDS	3RDS	4THS	5THS	6THS	7THS	BW1sts	BW2nds	TOTAL
GAMES PLAYED		2	65	95	15	7				184
PREMIERSHIPS			1	3	1	-				5
INNINGS		2	56	69	10	3				140
NOT OUTS			7	8	3	1				19
HIGHEST SCORE		3	75	68no	85	44no				85
AGGREGATE RUNS		5	626	1092	293	50				2066
AVERAGE		2.50	12.78	17.90	41.86	25.00				17.07
DUCKS			7	8						15
CENTURIES										
50s			2	5	2					9
CATCHES			36	53	4					93
STUMPINGS										
OVERS BOWLED		3	513.82	663.18	88.2	34				1302.2
MAIDENS		1	90	154	15	7				267
WICKETS		3	74	110	14	10				211
RUNS		9	1700	2081	339	99				4228
AVERAGE		3.00	22.97	18.92	24.21	9.90				20.04
5 wickets/innings						1				1
BEST BOWLING		3/9	4/13	4/8	3/23	5/25				5/25
BALLS PER WICKET		6.00	41.66	36.17	37.80	20.40				37.03
RUNS PER OVER		3.00	3.31	3.14	3.84	2.91				3.25
TOTAL GAMES PLAYED	184									
TOTAL PLAYING DAYS										274



Jorden LEWIS

Debut season 2003/04

<u>28 March 2024</u>	1STS	2NDS	3RDS	4THS	5THS	6THS	7THS	BW1sts	BW2nds	TOTAL
GAMES PLAYED	20	104	42	26	10	5				207
PREMIERSHIPS	-	-	1	-	-	-				1
INNINGS	18	95	42	25	6	5				191
NOT OUTS	4	6	6	6						22
HIGHEST SCORE	28	82	108no	125no	39	37				125no
AGGREGATE RUNS	121	1499	1037	786	141	52				3636
AVERAGE	8.64	16.84	28.81	41.37	23.50	10.40				21.51
DUCKS	2	12	2	1						17
CENTURIES			1	1						2
50s		7	5	4						16
CATCHES	5	35	13	15	4	3				75
STUMPINGS				1						1
OVERS BOWLED	248.66	978.24	304.83	216	11	22				1780.73
MAIDENS	81	253	61	38	0	9				442
WICKETS	24	121	38	30	2	8				223
RUNS	620	2719	1002	674	103	49				5167
AVERAGE	25.83	22.47	26.37	22.47	51.50	6.13				23.17
5 wickets/innings	1	1								2
BEST BOWLING	5/58	5/34	2/8	3/39	1/36	4/7				5/34
BALLS PER WICKET	62.17	48.51	48.13	43.20	33.00	16.50				47.91
RUNS PER OVER	2.49	2.78	3.29	3.12	9.36	2.23				2.90
TOTAL GAMES PLAYED										207



Mary MALONE

Debut season 2022/23

<u>28 March 2024</u>	1STS	2NDS	3RDS	4THS	5THS	6THS	7THS	BW1sts	BW2nds	TOTAL
GAMES PLAYED										18
PREMIERSHIPS										18
INNINGS										7
NOT OUTS										2
HIGHEST SCORE										3
AGGREGATE RUNS										6
AVERAGE										1.20
DUCKS										2
CENTURIES										0
50s										9.5
CATCHES										0
STUMPINGS										0
OVERS BOWLED										85
MAIDENS										?
WICKETS										0/4
RUNS										?
AVERAGE										?
5 wickets/innings										0/4
BEST BOWLING										?
BALLS PER WICKET										8.95
RUNS PER OVER										8.95
TOTAL GAMES PLAYED										18



Lauren MARINO

Debut season 2223/24

<u>28 March 2024</u>	1STS	2NDS	3RDS	4THS	5THS	6THS	7THS	BW1sts	BW2nds	TOTAL
GAMES PLAYED								13		13
PREMIERSHIPS								1		1
INNINGS								13		13
NOT OUTS								7		7
HIGHEST SCORE								52rtno		52rtno
AGGREGATE RUNS								435		435
AVERAGE								72.50		72.50
DUCKS								1		1
CENTURIES										0
50s		4							4	8
CATCHES								5		5
STUMPINGS										2
OVERS BOWLED								2		2
MAIDENS								0		0
WICKETS								18		18
RUNS								?		?
AVERAGE								?		?
5 wickets/innings								0/18		0/18
BEST BOWLING								?		?
BALLS PER WICKET								9.00		9.00
RUNS PER OVER										
TOTAL GAMES PLAYED										13



Alice MARQUAND

Debut season 2223/24

<u>28 March 2024</u>	1STS	2NDS	3RDS	4THS	5THS	6THS	7THS	BW1sts	BW2nds	TOTAL
GAMES PLAYED								2	10	12
PREMIERSHIPS								1	8	9
INNINGS								1	1	2
NOT OUTS								11no	16	16
HIGHEST SCORE								11	51	62
AGGREGATE RUNS								?	7.29	8.86
AVERAGE										
DUCKS										
CENTURIES										1
50s										10
CATCHES										1
STUMPINGS										1
OVERS BOWLED										1
MAIDENS										0
WICKETS								10	58	68
RUNS								?	58.00	68.00
AVERAGE										
5 wickets/innings										
BEST BOWLING								0/10	1/22	1/22
BALLS PER WICKET								?	60.00	66.00
RUNS PER OVER								10.00	5.80	6.18
TOTAL GAMES PLAYED										12



Nicholas MARTIN

Debut season 2022/23

<u>28 March 2024</u>	1STS	2NDS	3RDS	4THS	5THS	6THS	7THS	BW1sts	BW2nds	TOTAL
GAMES PLAYED					13	4				17
PREMIERSHIPS										
INNINGS					4	3				7
NOT OUTS					1	1				2
HIGHEST SCORE					8	5no				8
AGGREGATE RUNS					14	10				24
AVERAGE					4.67	5.00				4.80
DUCKS						1				1
CENTURIES										
50s										
CATCHES					6					6
STUMPINGS										
OVERS BOWLED					56	19.17				75.17
MAIDENS					5	2				7
WICKETS					21	8				29
RUNS					254	93				347
AVERAGE					12.10	11.63				11.97
5 wickets/innings					1					1
BEST BOWLING					5/34	4/17				5/34
BALLS PER WICKET					16.00	14.38				15.55
RUNS PER OVER					4.54	4.85				4.62
TOTAL GAMES PLAYED	17									
										TOTAL PLAYING DAYS 13



Ronnie McKENNA

Debut season 2022/23

<u>28 March 2024</u>	1STS	2NDS	3RDS	4THS	5THS	6THS	7THS	BW1sts	BW2nds	TOTAL
GAMES PLAYED	14	17								31
PREMIERSHIPS										
INNINGS	14	17								31
NOT OUTS	2	3								5
HIGHEST SCORE	106	123								123
AGGREGATE RUNS	528	757								1285
AVERAGE	44.00	54.07								49.42
DUCKS	1	1								2
CENTURIES	2	2								4
50s	2	6								8
CATCHES	12	19								31
STUMPINGS	5	8								13
OVERS BOWLED	1									1
MAIDENS	0									0
WICKETS	0									0
RUNS	5									5
AVERAGE	?									?
5 wickets/innings										
BEST BOWLING	0/5									0/5
BALLS PER WICKET	?									?
RUNS PER OVER	5.00									5.00
TOTAL GAMES PLAYED	31									
										TOTAL PLAYING DAYS 39



Patrick McKENNA

Debut season 2022/23

<u>28 March 2024</u>	1STS	2NDS	3RDS	4THS	5THS	6THS	7THS	BW1sts	BW2nds	TOTAL
GAMES PLAYED	28									28
PREMIERSHIPS										
INNINGS	25									25
NOT OUTS	2									2
HIGHEST SCORE	141no									141no
AGGREGATE RUNS	712									712
AVERAGE	30.96									30.96
DUCKS	5									5
CENTURIES	2									2
50s	2									2
CATCHES	11									11
STUMPINGS										
OVERS BOWLED	118									118
MAIDENS	26									26
WICKETS	32									32
RUNS	635									635
AVERAGE	19.84									19.84
5 wickets/innings	1									1
BEST BOWLING	5/83									5/83
BALLS PER WICKET	22.13									22.13
RUNS PER OVER	5.38									5.38
TOTAL GAMES PLAYED	28									
										TOTAL PLAYING DAYS 36



Susan MEANEY

Debut season 2022/23

<u>28 March 2024</u>	1STS	2NDS	3RDS	4THS	5THS	6THS	7THS	BW1sts	BW2nds	TOTAL
GAMES PLAYED										26
PREMIERSHIPS										1
INNINGS										21
NOT OUTS										9
HIGHEST SCORE										50no
AGGREGATE RUNS										353
AVERAGE										29.42
DUCKS										4
CENTURIES										
50s		1							1	2
CATCHES								14		14
STUMPINGS										
OVERS BOWLED								87		87
MAIDENS								9		9
WICKETS								23		23
RUNS								286		286
AVERAGE								12.43		12.43
5 wickets/innings										
BEST BOWLING								3/5		3/5
BALLS PER WICKET								22.70		22.70
RUNS PER OVER								3.29		3.29
TOTAL GAMES PLAYED	26									
										TOTAL PLAYING DAYS 26



Samuel MEANEY

<u>28 March 2024</u>	1STS	2NDS	3RDS	4THS	5THS	6THS	7THS	BW1sts	BW2nds	TOTAL
GAMES PLAYED		2	12	11	2	12				39
PREMIERSHIPS						1				1
INNINGS		1	11	6	2	12				32
NOT OUTS			1	1	1	4				7
HIGHEST SCORE		4	38	36	50no	52rtno				52rtno
AGGREGATE RUNS		4	171	86	60	269				590
AVERAGE		4.00	17.10	17.20	60.00	33.63				23.60
DUCKS				1						1
CENTURIES										
50s					1	1				2
CATCHES		1	4	3	1	6				15
STUMPINGS										
OVERS BOWLED		14	57	24	8	71				174
MAIDENS		4	13	2	1	6				26
WICKETS		2	10	4	0	18				34
RUNS		24	180	110	56	326				696
AVERAGE		12.00	18.00	27.50	?	18.11				20.47
5 wickets/innings			1							1
BEST BOWLING		1/7	5/43	2/13	0/30	3/22				5/43
BALLS PER WICKET		42.00	34.20	36.00	?	23.67				30.71
RUNS PER OVER		1.71	3.16	4.58	7.00	4.59				4.00
TOTAL GAMES PLAYED	39									
TOTAL PLAYING DAYS										47



Debut season 2021/22

Henry MEANEY

<u>28 March 2024</u>	1STS	2NDS	3RDS	4THS	5THS	6THS	7THS	BW1sts	BW2nds	TOTAL
GAMES PLAYED				3	13	25				41
PREMIERSHIPS						1				1
INNINGS					5	13				18
NOT OUTS					2	8				10
HIGHEST SCORE					14no	26no				26no
AGGREGATE RUNS					28	68				96
AVERAGE					9.33	13.60				12.00
DUCKS					1	2				3
CENTURIES										
50s										
CATCHES				1	7	6				14
STUMPINGS										
OVERS BOWLED				14	62.33	96.17				172.5
MAIDENS				1	2	19				22
WICKETS				3	16	22				41
RUNS				85	314	369				768
AVERAGE				28.33	19.63	16.77				18.73
5 wickets/innings										
BEST BOWLING				2/38	3/18	3/4				3/4
BALLS PER WICKET				28.00	23.37	26.23				25.24
RUNS PER OVER				6.07	5.04	3.84				4.45
TOTAL GAMES PLAYED	41									
TOTAL PLAYING DAYS										43



Debut season 2021/22

Grant MEANEY

<u>28 March 2024</u>	1STS	2NDS	3RDS	4THS	5THS	6THS	7THS	BW1sts	BW2nds	TOTAL
GAMES PLAYED						28				28
PREMIERSHIPS						1				1
INNINGS						14				14
NOT OUTS						3				3
HIGHEST SCORE						26				26
AGGREGATE RUNS						110				110
AVERAGE						10.00				10.00
DUCKS						3				3
CENTURIES										
50s										
CATCHES						10				10
STUMPINGS										
OVERS BOWLED					166.67					166.67
MAIDENS					33					33
WICKETS					37					37
RUNS					581					581
AVERAGE					15.70					15.70
5 wickets/innings										
BEST BOWLING					4/14					4/14
BALLS PER WICKET					27.03					27.03
RUNS PER OVER					3.49					3.49
TOTAL GAMES PLAYED	28									
TOTAL PLAYING DAYS										28



Debut season 2019/20

Kirsty MELLROSS

<u>28 March 2024</u>	1STS	2NDS	3RDS	4THS	5THS	6THS	7THS	BW1sts	BW2nds	TOTAL
GAMES PLAYED								15	7	22
PREMIERSHIPS										
INNINGS								9	5	14
NOT OUTS								2	1	3
HIGHEST SCORE								10no	14	14
AGGREGATE RUNS								44	44	88
AVERAGE								6.29	11.00	8.00
DUCKS								2		2
CENTURIES										
50s										
CATCHES									1	1
STUMPINGS										
OVERS BOWLED									3	3
MAIDENS										
WICKETS									1	1
RUNS									18	18
AVERAGE									18.00	18.00
5 wickets/innings										
BEST BOWLING									1/10	1/10
BALLS PER WICKET									18.00	18.00
RUNS PER OVER									6.00	6.00
TOTAL GAMES PLAYED	22									
TOTAL PLAYING DAYS										22



Debut season 2022/23

Josh NORMAN

Debut season 2021/22

<u>28 March 2024</u>	1STS	2NDS	3RDS	4THS	5THS	6THS	7THS	BW1sts	BW2nds	TOTAL
GAMES PLAYED	20	18								38
PREMIERSHIPS										
INNINGS	13	7								20
NOT OUTS	7	4								11
HIGHEST SCORE	6	32no								32no
AGGREGATE RUNS	23	63								86
AVERAGE	3.83	21.00								9.56
DUCKS	2	1								3
CENTURIES										
50s										
CATCHES	7	5								12
STUMPINGS										
OVERS BOWLED	135	79.16								214.16
MAIDENS	14	27								41
WICKETS	17	29								46
RUNS	582	471								1053
AVERAGE	34.24	16.24								22.89
5 wickets/innings										
BEST BOWLING	3/52	4/18								4/18
BALLS PER WICKET	47.65	16.38								27.93
RUNS PER OVER	4.31	5.95								4.92
TOTAL GAMES PLAYED	38									
								TOTAL PLAYING DAYS		43

Hunter NORMAN

Debut season 2019/20

<u>28 March 2024</u>	1STS	2NDS	3RDS	4THS	5THS	6THS	7THS	BW1sts	BW2nds	TOTAL
GAMES PLAYED		9	12	4						26
PREMIERSHIPS										
INNINGS		5	11	3						19
NOT OUTS		2	2							4
HIGHEST SCORE		11	61	83						2
AGGREGATE RUNS		28	134	150						312
AVERAGE		9.33	14.89	50.00						20.80
DUCKS										
CENTURIES										
50s				1	2					3
CATCHES		4	3	2						9
STUMPINGS										
OVERS BOWLED		52	20							72
MAIDENS		2	4							6
WICKETS		8	3							11
RUNS		234	94							328
AVERAGE		29.25	31.33							29.82
5 wickets/innings										
BEST BOWLING		4/32	1/8							1/8
BALLS PER WICKET		39.00	40.00							39.27
RUNS PER OVER		4.50	4.70							4.56
TOTAL GAMES PLAYED	26									
								TOTAL PLAYING DAYS		33

Riley NORTON

Debut season 2223/24

<u>28 March 2024</u>	1STS	2NDS	3RDS	4THS	5THS	6THS	7THS	BW1sts	BW2nds	TOTAL
GAMES PLAYED			1	3	1					5
PREMIERSHIPS										
INNINGS										
NOT OUTS					1					1
HIGHEST SCORE				34no						34no
AGGREGATE RUNS				37						37
AVERAGE				-37.00						-37.00
DUCKS										
CENTURIES										
50s										
CATCHES				1						1
STUMPINGS										
OVERS BOWLED				32	8					40
MAIDENS				3	0					3
WICKETS				7	2					9
RUNS				128	38					166
AVERAGE				18.29	19.00					18.44
5 wickets/innings										
BEST BOWLING				4/39	2/38					4/39
BALLS PER WICKET				27.43	24.00					26.67
RUNS PER OVER				4.00	4.75					4.15
TOTAL GAMES PLAYED	5									
								TOTAL PLAYING DAYS		7

Lachlan NORTON

Debut season 2020/21

<u>28 March 2024</u>	1STS	2NDS	3RDS	4THS	5THS	6THS	7THS	BW1sts	BW2nds	TOTAL
GAMES PLAYED	5	7	6	9	1	3				31
PREMIERSHIPS				1						1
INNINGS	4	5	3	7	1	2				22
NOT OUTS						1				1
HIGHEST SCORE	12	56	32	56	3	4				56
AGGREGATE RUNS	26	134	51	142	3	5				361
AVERAGE	6.50	26.80	17.00	20.29	3.00	5.00				17.19
DUCKS										
CENTURIES										
50s			1	1						2
CATCHES		2	3	3						8
STUMPINGS										
OVERS BOWLED	14	64.67	31	48.67	3	11				172.34
MAIDENS	0	5	3	5	0					13
WICKETS	1	10	14	12	0	2				39
RUNS	85	285	196	229	22	51				868
AVERAGE	85.00	28.50	14.00	19.08	?	25.50				22.26
5 wickets/innings			1	1						2
BEST BOWLING	1/18	4/50	6/12	5/35	0/22	2/32				6/12
BALLS PER WICKET	84.00	38.80	13.29	24.34	?	33.00				26.51
RUNS PER OVER	6.07	4.41	6.32	4.71	7.33	4.64				5.04
TOTAL GAMES PLAYED	31									
								TOTAL PLAYING DAYS		38

Adam O'CONNOR

Debut season 1987/88

28 March 2024	1STS	2NDS	3RDS	4THS	5THS	6THS	7THS	BW1sts	BW2nds	TOTAL
GAMES PLAYED		29	86	128	66	52	2			363
PREMIERSHIPS		-	-	1	1	-	-			2
INNINGS		28	82	125	60	46	2			343
NOT OUTS		4	6	14	12	4				40
HIGHEST SCORE		70	112	113	68	54no	17			113
AGGREGATE RUNS		468	1597	2611	970	668	20			6334
AVERAGE		19.50	21.01	23.52	20.21	15.90	10.00			20.90
DUCKS		7	8	11	9	5				40
CENTURIES			2	1						3
50s		3	5	12	6	2				28
CATCHES		12	37	59	22	18	1			149
STUMPINGS				2						2
OVERS BOWLED		42	289.16	374.33	177	167.5				1049.99
MAIDENS		10	54	82	40	30				216
WICKETS		6	35	58	26	29				154
RUNS		120	935	1021	622	579				3277
AVERAGE		20.00	26.71	17.60	23.92	19.97				21.28
5 wickets/innings				1	2					3
BEST BOWLING		2/24	4/48	7/58	8/45	4/50				8/45
BALLS PER WICKET		42.00	49.57	38.72	40.85	34.66				40.91
RUNS PER OVER		2.86	3.23	2.73	3.51	3.46				3.12
TOTAL GAMES PLAYED		363								
TOTAL PLAYING DAYS		644								



Adam PATCHING

Debut season 2002/03

28 March 2024	1STS	2NDS	3RDS	4THS	5THS	6THS	7THS	BW1sts	BW2nds	TOTAL
GAMES PLAYED			25	66	107	57				255
PREMIERSHIPS			-	-	1	1				2
INNINGS			24	61	104	53				242
NOT OUTS				3	20	19				42
HIGHEST SCORE			40	191	120	92no				191
AGGREGATE RUNS			291	1558	3168	1616				6633
AVERAGE			12.13	26.86	37.71	47.53				33.17
DUCKS			1	6	8	3				18
CENTURIES				2	2					4
50s				8	25	18				51
CATCHES			10	38	47	30				125
STUMPINGS				2	9					11
OVERS BOWLED			45.83	210.66	448.16	187.83				892.48
MAIDENS			10	66	58	14				148
WICKETS			6	41	101	43				191
RUNS			116	513	1900	772				3301
AVERAGE			19.33	12.51	18.81	17.95				17.28
5 wickets/innings					3	1				4
BEST BOWLING			2/4	4/17	6/18	5/28				6/18
BALLS PER WICKET			45.83	30.83	26.62	26.21				28.04
RUNS PER OVER			2.53	2.44	4.24	4.11				3.70
TOTAL GAMES PLAYED		255								
TOTAL PLAYING DAYS		345								



Mihir PATEL

Debut season 2022/23

28 March 2024	1STS	2NDS	3RDS	4THS	5THS	6THS	7THS	BW1sts	BW2nds	TOTAL
GAMES PLAYED			5	10	13					28
PREMIERSHIPS				1						1
INNINGS			5	10	12					27
NOT OUTS					5					5
HIGHEST SCORE			15	62	52rtno					62
AGGREGATE RUNS			41	233	302					576
AVERAGE			8.20	23.30	43.14					26.18
DUCKS										
CENTURIES										
50s				2	4					6
CATCHES			2	4	3					9
STUMPINGS										
OVERS BOWLED			27	33	46					106
MAIDENS			4	6	2					12
WICKETS			4	7	18					29
RUNS			121	96	191					408
AVERAGE			30.25	13.71	10.61					14.07
5 wickets/innings					1					1
BEST BOWLING			3/21	2/7	5/34					5/34
BALLS PER WICKET			40.50	28.29	15.33					21.93
RUNS PER OVER			4.48	2.91	4.15					3.85
TOTAL GAMES PLAYED		28								
TOTAL PLAYING DAYS		36								



Tom PATTERSON

Debut season 2018/19

28 March 2024	1STS	2NDS	3RDS	4THS	5THS	6THS	7THS	BW1sts	BW2nds	TOTAL
GAMES PLAYED	1	10	10	14		9				44
PREMIERSHIPS				1		1				2
INNINGS	1	6	10	11		8				36
NOT OUTS			2	2		1				5
HIGHEST SCORE	2	81	38	45		52rtno				81
AGGREGATE RUNS	2	105	190	216		202				715
AVERAGE	2.00	17.50	23.75	24.00		28.86				23.06
DUCKS		2	1							3
CENTURIES			1							1
50s		6				1				7
CATCHES	2	12	11	8		4				37
STUMPINGS		1	1	1						3
OVERS BOWLED						14				14
MAIDENS						4				4
WICKETS						6				6
RUNS						50				50
AVERAGE						8.33				8.33
5 wickets/innings										
BEST BOWLING						3/19				3/19
BALLS PER WICKET						14.00				14.00
RUNS PER OVER						3.57				3.57
TOTAL GAMES PLAYED		44								
TOTAL PLAYING DAYS		47								



Kate SEIFFERT

Debut season 2022/23

<u>28 March 2024</u>	1STS	2NDS	3RDS	4THS	5THS	6THS	7THS	BW1sts	BW2nds	TOTAL
GAMES PLAYED								25		25
PREMIERSHIPS								1		1
INNINGS								25		25
NOT OUTS								10		10
HIGHEST SCORE								18no		18no
AGGREGATE RUNS								206		206
AVERAGE								13.73		13.73
DUCKS								5		5
CENTURIES										
50s										
CATCHES								5		5
STUMPINGS										
OVERS BOWLED										
MAIDENS										
WICKETS										
RUNS										
AVERAGE										
5 wickets/innings										
BEST BOWLING										
BALLS PER WICKET										
RUNS PER OVER										
TOTAL GAMES PLAYED	25									
										TOTAL PLAYING DAYS 25



Najeebullah SOOMRO

Debut season 2223/24

<u>28 March 2024</u>	1STS	2NDS	3RDS	4THS	5THS	6THS	7THS	BW1sts	BW2nds	TOTAL
GAMES PLAYED										1
PREMIERSHIPS										1
INNINGS										1
NOT OUTS										
HIGHEST SCORE										9
AGGREGATE RUNS										9
AVERAGE										9.00
DUCKS										
CENTURIES										
50s										
CATCHES										
STUMPINGS										
OVERS BOWLED										5
MAIDENS										0
WICKETS										0
RUNS										27
AVERAGE										?
5 wickets/innings										
BEST BOWLING										0/27
BALLS PER WICKET										?
RUNS PER OVER										5.40
TOTAL GAMES PLAYED	1									
										TOTAL PLAYING DAYS 1



Zac STOKES

Debut season 2006/07

<u>28 March 2024</u>	1STS	2NDS	3RDS	4THS	5THS	6THS	7THS	BW1sts	BW2nds	TOTAL
GAMES PLAYED		14	75	118	12	2				221
PREMIERSHIPS			-	3	-	-				3
INNINGS		11	58	71	12	1				153
NOT OUTS		2	19	28	3					52
HIGHEST SCORE		13	55no	93	25no	26				93
AGGREGATE RUNS		28	463	926	80	26				1523
AVERAGE		3.11	11.87	21.53	8.89	26.00				15.08
DUCKS		4	7	7	2					20
CENTURIES										
50s				1	4					5
CATCHES		2	14	36	4					56
STUMPINGS										
OVERS BOWLED		174.5	835.64	941.51	66.33	7				2024.98
MAIDENS		46	175	171	7	1				400
WICKETS		23	122	174	9	1				329
RUNS		487	1882	3019	231	34				5653
AVERAGE		21.17	15.43	17.35	25.67	34.00				17.18
5 wickets/innings			4	4						8
BEST BOWLING		4/32	5/24	6/21	2/18	1/34				6/21
BALLS PER WICKET		45.52	41.10	32.47	44.22	42.00				36.93
RUNS PER OVER		2.79	2.25	3.21	3.48	4.86				2.79
TOTAL GAMES PLAYED	221									
										TOTAL PLAYING DAYS 331



Rex SUVOLTOS

Debut season 2022/23

<u>28 March 2024</u>	1STS	2NDS	3RDS	4THS	5THS	6THS	7THS	BW1sts	BW2nds	TOTAL
GAMES PLAYED				1	15	9				25
PREMIERSHIPS										
INNINGS				1	9	7				17
NOT OUTS				1	2	2				5
HIGHEST SCORE					16no	15	19no			19no
AGGREGATE RUNS					16	48	35			99
AVERAGE					?	6.86	7.00			8.25
DUCKS						1	2			3
CENTURIES										
50s										
CATCHES					5	5				10
STUMPINGS										
OVERS BOWLED					93.33	62				155.33
MAIDENS					13	8				21
WICKETS					19	8				27
RUNS					463	229				692
AVERAGE					24.37	28.63				25.63
5 wickets/innings										
BEST BOWLING					3/23	3/18				3/18
BALLS PER WICKET					29.47	46.50				34.52
RUNS PER OVER					4.96	3.69				4.46
TOTAL GAMES PLAYED	25									
										TOTAL PLAYING DAYS 25



Matthew SUVOLTOS

Debut season 1993/94

<u>28 March 2024</u>	1STS	2NDS	3RDS	4THS	5THS	6THS	7THS	BW1sts	BW2nds	TOTAL
GAMES PLAYED		25	42	129	51	37	1			285
PREMIERSHIPS		-	-	1	1	1	-			3
INNINGS		26	43	114	44	33	1			261
NOT OUTS		3	5	8	8	4				28
HIGHEST SCORE		70	87	108 no	57no	93	5			108 no
AGGREGATE RUNS		472	586	2150	1058	760	5			5031
AVERAGE		20.52	15.42	20.28	29.39	26.21	5.00			21.59
DUCKS		4	6	6	1	5				22
CENTURIES				1						1
50s		2	2	9	8	4				25
CATCHES		10	12	45	17	11				95
STUMPINGS										
OVERS BOWLED		92	155.83	768.04	196.33	70.7	8			1290.9
MAIDENS		6	14	89	8	7	1			125
WICKETS		25	24	166	58	32	1			306
RUNS		488	651	2978	886	308	25			5336
AVERAGE		19.52	27.13	17.94	15.28	9.63	25.00			17.44
5 wickets/innings		1		6	1					8
BEST BOWLING		7/46	4/58	8/74	5/26	4/19	1/25			8/74
BALLS PER WICKET		22.08	38.96	27.76	20.31	13.26	48.00			25.31
RUNS PER OVER		5.30	4.18	3.88	4.51	4.36	3.13			4.13
TOTAL GAMES PLAYED		285								
								TOTAL PLAYING DAYS		465



Charlie SUVOLTOS

Debut season 2020/21

<u>28 March 2024</u>	1STS	2NDS	3RDS	4THS	5THS	6THS	7THS	BW1sts	BW2nds	TOTAL
GAMES PLAYED				5	10	17				32
PREMIERSHIPS										
INNINGS				5	10	14				29
NOT OUTS					3	2				5
HIGHEST SCORE				14	52rtno	50rtno				52rtno
AGGREGATE RUNS				44	252	150				446
AVERAGE				8.80	36.00	12.50				18.58
DUCKS					1	3				4
CENTURIES										
50s					2	1				3
CATCHES					2	7				9
STUMPINGS										
OVERS BOWLED				23	22.16	60				105.16
MAIDENS				2	1	1				4
WICKETS				1	5	12				18
RUNS				104	143	258				505
AVERAGE				104.00	28.60	21.50				28.06
5 wickets/innings										
BEST BOWLING				1/10	2/20	4/11				4/11
BALLS PER WICKET				138.00	26.59	30.00				35.05
RUNS PER OVER				4.52	6.45	4.30				4.80
TOTAL GAMES PLAYED		32								
								TOTAL PLAYING DAYS		35



Sam TAYLOR

Debut season 2019/20

<u>28 March 2024</u>	1STS	2NDS	3RDS	4THS	5THS	6THS	7THS	BW1sts	BW2nds	TOTAL
GAMES PLAYED		21	12	2	3	14				52
PREMIERSHIPS										
INNINGS		16	11	1	3	12				43
NOT OUTS		9	1	1	1	3				15
HIGHEST SCORE		20	34	27no	36	25				25
AGGREGATE RUNS		95	131	27	65	107				425
AVERAGE		13.57	13.10	?	32.50	11.89				15.18
DUCKS						1				1
CENTURIES										
50s										
CATCHES		8	6	3	2	4				23
STUMPINGS										
OVERS BOWLED		206.16	81	15	18	85				405.16
MAIDENS		36	10	2	4	14				66
WICKETS		37	11	1	3	17				69
RUNS		689	399	35	65	316				1504
AVERAGE		18.62	36.27	35.00	21.67	18.59				21.80
5 wickets/innings										
BEST BOWLING		4/51	3/13	1/18	1/8	3/13				4/51
BALLS PER WICKET		33.43	44.18	90.00	36.00	30.00				35.23
RUNS PER OVER		3.34	4.93	2.33	3.61	3.72				3.71
TOTAL GAMES PLAYED		52								
								TOTAL PLAYING DAYS		60



Maddison TEGELHUTER

Debut season 2022/23

<u>28 March 2024</u>	1STS	2NDS	3RDS	4THS	5THS	6THS	7THS	BW1sts	BW2nds	TOTAL
GAMES PLAYED									13	13
PREMIERSHIPS										
INNINGS									7	7
NOT OUTS									1	1
HIGHEST SCORE								9no		9no
AGGREGATE RUNS								10		10
AVERAGE								1.67		1.67
DUCKS								5		5
CENTURIES										
50s										
CATCHES										
STUMPINGS										
OVERS BOWLED									41	41
MAIDENS								1	1	2
WICKETS									8	8
RUNS									184	184
AVERAGE									23.00	23.00
5 wickets/innings										
BEST BOWLING									2/9	2/9
BALLS PER WICKET									30.75	30.75
RUNS PER OVER									4.49	4.49
TOTAL GAMES PLAYED		13								
								TOTAL PLAYING DAYS		13



Jordan TEGELHUTER

Debut season 2015/16

<u>28 March 2024</u>	1STS	2NDS	3RDS	4THS	5THS	6THS	7THS	BW1sts	BW2nds	TOTAL
GAMES PLAYED	29	59	23							111
PREMIERSHIPS										
INNINGS	24	56	19							99
NOT OUTS	2	3	1							6
HIGHEST SCORE	35no	198	81no							198
AGGREGATE RUNS	261	1226	453							1940
AVERAGE	11.86	23.13	25.17							20.86
DUCKS	3	6	1							10
CENTURIES		1								1
50s		6	3							9
CATCHES	15	53	11							79
STUMPINGS		3	3							6
OVERS BOWLED	61.5	102.14	137.34							300.98
MAIDENS	3	11	20							34
WICKETS	7	23	21							51
RUNS	202	399	391							992
AVERAGE	28.86	17.35	18.62							19.45
5 wickets/innings		1	2							3
BEST BOWLING	2/10	5/52	5/254/							5/25
BALLS PER WICKET	52.71	26.65	39.24							35.41
RUNS PER OVER	3.28	3.91	2.85							3.30
TOTAL GAMES PLAYED	111									
										TOTAL PLAYING DAYS 150



Florianne TWADDLE

Debut season 2223/24

<u>28 March 2024</u>	1STS	2NDS	3RDS	4THS	5THS	6THS	7THS	BW1sts	BW2nds	TOTAL
GAMES PLAYED										15
PREMIERSHIPS										1
INNINGS										7
NOT OUTS										4
HIGHEST SCORE										7
AGGREGATE RUNS										26
AVERAGE										8.67
DUCKS										1
CENTURIES										
50s										
CATCHES										6
STUMPINGS										
OVERS BOWLED										
MAIDENS										
WICKETS										
RUNS										
AVERAGE										
5 wickets/innings										
BEST BOWLING										
BALLS PER WICKET										
RUNS PER OVER										
TOTAL GAMES PLAYED	15									
										TOTAL PLAYING DAYS 15



Brendan TWADDLE

Debut season 2003/04

<u>28 March 2024</u>	1STS	2NDS	3RDS	4THS	5THS	6THS	7THS	BW1sts	BW2nds	TOTAL
GAMES PLAYED	2	41	129	15	16					203
PREMIERSHIPS		-	-	-	-					
INNINGS	2	38	101	12	16					169
NOT OUTS		11	16	1	3					31
HIGHEST SCORE	8	30no	109	78	86no					109
AGGREGATE RUNS	12	195	1422	129	273					2031
AVERAGE	6.00	7.22	16.73	11.73	21.00					14.72
DUCKS		9	10	2	2					23
CENTURIES			1							1
50s			2	1	1					4
CATCHES	1	9	40	9	6					65
STUMPINGS		1								1
OVERS BOWLED	4	294.5	1166.17	202.5	106.16					1773.33
MAIDENS	0	62	246	52	16					376
WICKETS	0	28	201	26	20					275
RUNS	18	893	3516	473	440					5340
AVERAGE	?	31.89	17.49	18.19	22.00					19.42
5 wickets/innings			6							6
BEST BOWLING	0/18	3/40	6/9	3/21	3/23					6/9
BALLS PER WICKET	?	63.11	34.81	46.73	31.85					38.69
RUNS PER OVER	4.50	3.03	3.01	2.34	4.14					3.01
TOTAL GAMES PLAYED	203									
										TOTAL PLAYING DAYS 349



Rohan WARDLE

Debut season 2017/18

<u>28 March 2024</u>	1STS	2NDS	3RDS	4THS	5THS	6THS	7THS	BW1sts	BW2nds	TOTAL
GAMES PLAYED					12	18				30
PREMIERSHIPS										
INNINGS					9	15				24
NOT OUTS					2	5				7
HIGHEST SCORE					40	29no				40
AGGREGATE RUNS					150	156				306
AVERAGE					21.43	15.60				18.00
DUCKS						1				1
CENTURIES										
50s										
CATCHES					2	6				8
STUMPINGS										
OVERS BOWLED					12.33	3.5				15.83
MAIDENS						0				0
WICKETS					9	2				11
RUNS					82	19				101
AVERAGE					9.11	9.50				9.18
5 wickets/innings					1					1
BEST BOWLING					5/44	2/10				5/44
BALLS PER WICKET					8.22	10.50				8.63
RUNS PER OVER					6.65	5.43				6.38
TOTAL GAMES PLAYED	30									
										TOTAL PLAYING DAYS 30



Alison WEDDING

Debut season 2223/24

<u>28 March 2024</u>	1STS	2NDS	3RDS	4THS	5THS	6THS	7THS	BW1sts	BW2nds	TOTAL
GAMES PLAYED								15		15
PREMIERSHIPS								1		1
INNINGS								5		5
NOT OUTS								1		1
HIGHEST SCORE								12		12
AGGREGATE RUNS								37		37
AVERAGE								9.25		9.25
DUCKS										
CENTURIES										
50s										
CATCHES										
STUMPINGS										
OVERS BOWLED								33.3		33.3
MAIDENS										
WICKETS								7		7
RUNS								150		150
AVERAGE								21.43		21.43
5 wickets/innings										
BEST BOWLING								2/21		2/21
BALLS PER WICKET								28.54		28.54
RUNS PER OVER								4.50		4.50
TOTAL GAMES PLAYED	15									
TOTAL PLAYING DAYS										15



Levi WEST

Debut season 2017/18

<u>28 March 2024</u>	1STS	2NDS	3RDS	4THS	5THS	6THS	7THS	BW1sts	BW2nds	TOTAL
GAMES PLAYED			3	34		19				56
PREMIERSHIPS				1						1
INNINGS			2	19		12				33
NOT OUTS			1	7		2				10
HIGHEST SCORE			7no	28		15no				28
AGGREGATE RUNS			14	107		77				198
AVERAGE			14.00	8.92		7.70				8.61
DUCKS				6		3				9
CENTURIES										
50s										
CATCHES			4	10		9				23
STUMPINGS										
OVERS BOWLED			19	227.33		118				364.33
MAIDENS			3	39		23				65
WICKETS			0	34		25				59
RUNS			82	775		317				1174
AVERAGE			?	22.79		12.68				19.90
5 wickets/innings										
BEST BOWLING			0/24	3/27	4/31	3/20				4/31
BALLS PER WICKET			?	40.12		28.32				37.05
RUNS PER OVER			4.32	3.41		2.69				3.22
TOTAL GAMES PLAYED	56									
TOTAL PLAYING DAYS										72



Jordan WHITE

Debut season 2016/17

<u>28 March 2024</u>	1STS	2NDS	3RDS	4THS	5THS	6THS	7THS	BW1sts	BW2nds	TOTAL
GAMES PLAYED		11	29	53	3					96
PREMIERSHIPS				2						2
INNINGS		11	19	32	2					64
NOT OUTS		4	5	4						13
HIGHEST SCORE		24no	32	69no	31					69no
AGGREGATE RUNS		66	168	443	53					730
AVERAGE		9.43	12.00	15.82	26.50					14.31
DUCKS		3	3	7						13
CENTURIES										
50s				2						2
CATCHES		5	11	21	1					38
STUMPINGS										
OVERS BOWLED		105	243	372.67	13.5					734.17
MAIDENS		15	38	55	0					108
WICKETS		7	22	59	6					94
RUNS		310	730	1306	71					2417
AVERAGE		44.29	33.18	22.14	11.83					25.71
5 wickets/innings					1					1
BEST BOWLING		1/19	3/24	4/16	5/10					5/10
BALLS PER WICKET		90.00	66.27	37.90	13.50					46.86
RUNS PER OVER		2.95	3.00	3.50	5.26					3.29
TOTAL GAMES PLAYED	96									
TOTAL PLAYING DAYS										129



Erin WHITE

Debut season 2223/24

<u>28 March 2024</u>	1STS	2NDS	3RDS	4THS	5THS	6THS	7THS	BW1sts	BW2nds	TOTAL
GAMES PLAYED								3	9	12
PREMIERSHIPS										
INNINGS								1	7	8
NOT OUTS									5	5
HIGHEST SCORE								8		8
AGGREGATE RUNS								8	24	32
AVERAGE								8.00	12.00	10.67
DUCKS									2	2
CENTURIES										
50s										
CATCHES								1	2	3
STUMPINGS										
OVERS BOWLED								1	3	4
MAIDENS								1	1	2
WICKETS								0	0	0
RUNS								0	17	17
AVERAGE								?	?	?
5 wickets/innings										
BEST BOWLING								0/0	0/0	0/0
BALLS PER WICKET								?	?	?
RUNS PER OVER								0.00	5.67	4.25
TOTAL GAMES PLAYED	12									
TOTAL PLAYING DAYS										12



Tyson WINDUS

Debut season 2022/23

<u>28 March 2024</u>	1STS	2NDS	3RDS	4THS	5THS	6THS	7THS	BW1sts	BW2nds	TOTAL
GAMES PLAYED	16	12								28
PREMIERSHIPS										
INNINGS	15	12								27
NOT OUTS	1	1								2
HIGHEST SCORE	39	127								127
AGGREGATE RUNS	270	451								721
AVERAGE	19.29	41.00								28.84
DUCKS	1	2								3
CENTURIES		2								2
50s		2								2
CATCHES	5	11								16
STUMPINGS										
OVERS BOWLED	15.16									15.16
MAIDENS	2									2
WICKETS	3									3
RUNS	71									71
AVERAGE	23.67									23.67
5 wickets/innings										
BEST BOWLING	2/35									2/35
BALLS PER WICKET	30.32									30.32
RUNS PER OVER	4.68									4.68
TOTAL GAMES PLAYED	28									
								TOTAL PLAYING DAYS		35



Adam WOOLLETT

Debut season 1982/83

<u>28 March 2024</u>	1STS	2NDS	3RDS	4THS	5THS	6THS	7THS	BW1sts	BW2nds	TOTAL
GAMES PLAYED		3	36	50	98	78	2			267
PREMIERSHIPS		-	-	1	-	2	-			3
INNINGS		3	32	45	83	59	2			224
NOT OUTS				12	8	15				53
HIGHEST SCORE		6	52 no	85	54rtno	99 no	7			99 no
AGGREGATE RUNS		12	290	814	1222	833	13			3184
AVERAGE		4.00	14.50	22.00	18.80	18.93	6.50			18.62
DUCKS			5	4	5	8				22
CENTURIES										
50s				1	5	3	2			11
CATCHES		1	9	15	37	33	1			96
STUMPINGS										
OVERS BOWLED		31	431.83	418	60	125.17	1			1067
MAIDENS		5	112	108	9	21	0			255
WICKETS		6	55	56	10	21	0			148
RUNS		66	1118	1106	180	338	8			2816
AVERAGE		11.00	20.33	19.75	18.00	16.10	?			19.03
5 wickets/innings			3	2	1	2				8
BEST BOWLING		4/18	5/28	7/64	7/25	5/13	1/8			7/25
BALLS PER WICKET		31.00	47.11	44.79	36.00	35.76	?			43.26
RUNS PER OVER		2.13	2.59	2.65	3.00	2.70	8.00			2.64
TOTAL GAMES PLAYED	267									
								TOTAL PLAYING DAYS		387



Rebecca WRIGHT

Debut season 2022/23

<u>28 March 2024</u>	1STS	2NDS	3RDS	4THS	5THS	6THS	7THS	BW1sts	BW2nds	TOTAL
GAMES PLAYED								2	23	25
PREMIERSHIPS										
INNINGS								2	21	23
NOT OUTS									8	8
HIGHEST SCORE								2	32rtno	32rtno
AGGREGATE RUNS								2	282	284
AVERAGE								1.00	21.69	18.93
DUCKS								1		1
CENTURIES										
50s										
CATCHES								1	23	24
STUMPINGS									1	1
OVERS BOWLED									5	5
MAIDENS								0	0	0
WICKETS									1	1
RUNS									34	34
AVERAGE									34.00	34.00
5 wickets/innings										
BEST BOWLING									1/22	1/22
BALLS PER WICKET									30.00	30.00
RUNS PER OVER									6.80	6.80
TOTAL GAMES PLAYED	25									
								TOTAL PLAYING DAYS		25



Steph WYND

Debut season 2022/23

<u>28 March 2024</u>	1STS	2NDS	3RDS	4THS	5THS	6THS	7THS	BW1sts	BW2nds	TOTAL
GAMES PLAYED									22	22
PREMIERSHIPS										
INNINGS									18	18
NOT OUTS									9	9
HIGHEST SCORE									27no	27no
AGGREGATE RUNS									107	107
AVERAGE									11.89	11.89
DUCKS									2	2
CENTURIES										
50s										
CATCHES									3	3
STUMPINGS										
OVERS BOWLED									71.67	71.67
MAIDENS								1	2	3
WICKETS									10	10
RUNS									284	284
AVERAGE									28.40	28.40
5 wickets/innings										
BEST BOWLING									2/6	2/6
BALLS PER WICKET									43.00	43.00
RUNS PER OVER									3.96	3.96
TOTAL GAMES PLAYED	22									
								TOTAL PLAYING DAYS		22



Bailey YOUNG

Debut season 2022/23

<u>28 March 2024</u>	1STS	2NDS	3RDS	4THS	5THS	6THS	7THS	BW1sts	BW2nds	TOTAL
GAMES PLAYED		10	17							27
PREMIERSHIPS										
INNINGS		7	12							19
NOT OUTS		2	3							5
HIGHEST SCORE		12	40							40
AGGREGATE RUNS		45	173							218
AVERAGE		9.00	19.22							15.57
DUCKS		1	1							2
CENTURIES										
50s										
CATCHES		8	6							14
STUMPINGS										
OVERS BOWLED		59	93.5							152.5
MAIDENS		11	11							22
WICKETS		8	23							31
RUNS		203	368							571
AVERAGE		25.38	16.00							18.42
5 wickets/innings			1							1
BEST BOWLING		3/36	5/18							5/18
BALLS PER WICKET		44.25	24.39							29.52
RUNS PER OVER		3.44	3.94							3.74
TOTAL GAMES PLAYED	27									
								TOTAL PLAYING DAYS		34

